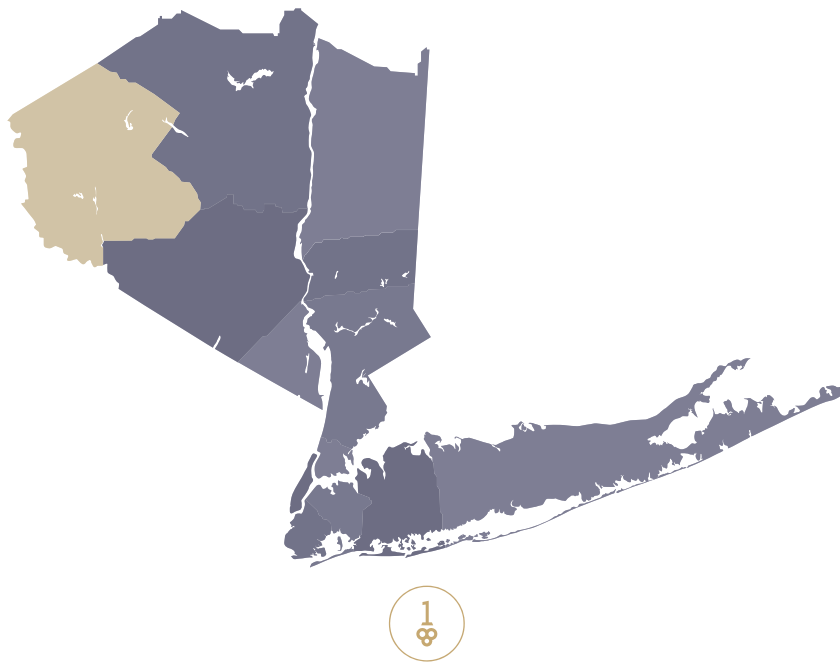


One¹Key[®]MLS Sullivan County Market Update

The One Source Real Estate Marketplace

October 2023



Closed Median Home Price 2
Closed Transactions 3
Pending Transactions 4

*Note that Condo Sales reflected in the bar graphs include listings with HOA fees.

Sullivan has been a favorite tourist destination for decades as it's nestled in the beautiful Catskills. This sprawling real estate landscape is home to many resorts, outdoor wilderness adventures, and world-class entertainment, including the famous Woodstock Concert of the 1960s. Many come for a restorative visit, but choose to make it their relaxed home base.

Sold Property Median Price for:

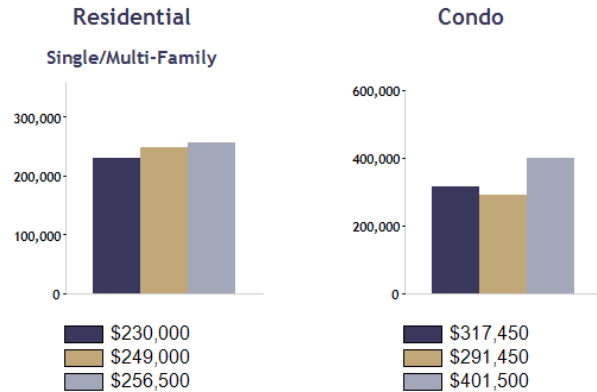
Location: Sullivan (County)

Date Range

Oct 2021	Oct 2022	Oct 2023
----------	----------	----------

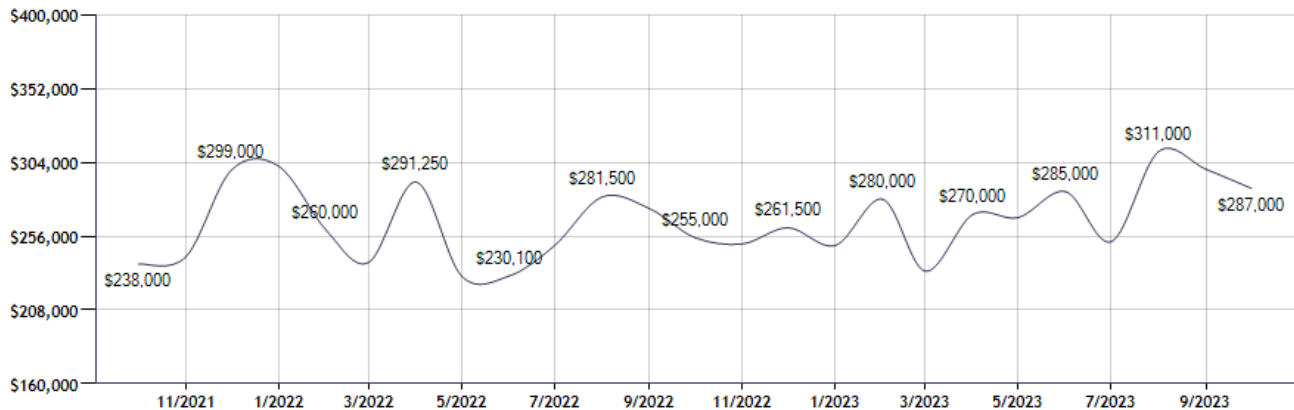
Current Available Inventory - 433
Current Median List Price - \$376,000

Residential, Condo, Co-op Properties



Month	Current Year	Prior Year	% Change
Oct-2023	\$287,000	\$255,000	12.5
Sep-2023	\$299,500	\$274,000	9.3
Aug-2023	\$311,000	\$281,500	10.5
Jul-2023	\$252,500	\$250,000	1.0
Jun-2023	\$285,000	\$230,100	23.9
May-2023	\$268,110	\$230,000	16.6
Apr-2023	\$270,000	\$291,250	-7.3
Mar-2023	\$233,250	\$239,000	-2.4
Feb-2023	\$280,000	\$260,000	7.7
Jan-2023	\$250,000	\$301,500	-17.1
Dec-2022	\$261,500	\$299,000	-12.5
Nov-2022	\$251,000	\$242,450	3.5

Sold Property Median Price for: Location: Sullivan (County) (Last 24 Months - Residential, Condo, Co-op Properties)



Note: Information displayed in the data table is compiled by OneKey® MLS and represents a combined total of Residential, Condo, Co-op Properties sales for the selected time frame. Only available data will be displayed. Please note that small data samples will skew the % of change year to year. This information is intended for marketing purposes only. To access more detailed market reports visit <https://www.onekeymls.com/market-statistics>

Sold Property Counts for:

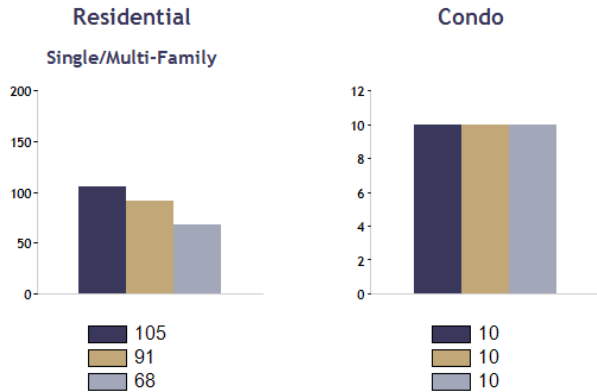
Location: Sullivan (County)

Date Range

Oct 2021	Oct 2022	Oct 2023
----------	----------	----------

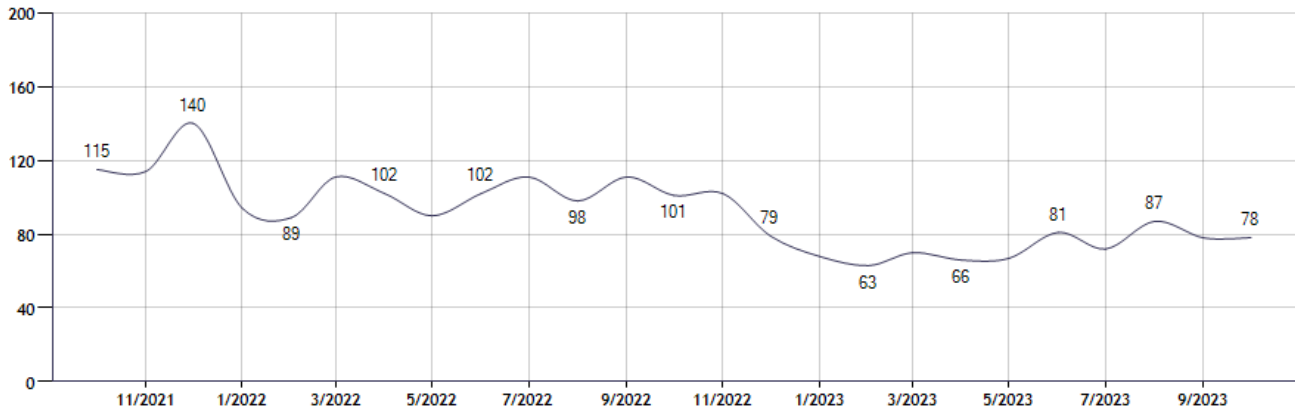
Current Available Inventory - 433
Current Median List Price - \$376,000

Residential, Condo, Co-op Properties



Month	Current Year	Prior Year	% Change
Oct-2023	78	101	-22.8
Sep-2023	78	111	-29.7
Aug-2023	87	98	-11.2
Jul-2023	72	111	-35.1
Jun-2023	81	102	-20.6
May-2023	67	90	-25.6
Apr-2023	66	102	-35.3
Mar-2023	70	111	-36.9
Feb-2023	63	89	-29.2
Jan-2023	68	94	-27.7
Dec-2022	79	140	-43.6
Nov-2022	102	114	-10.5

Sold Property Counts for: Location: Sullivan (County) (Last 24 Months - Residential, Condo, Co-op Properties)



Note: Information displayed in the data table is compiled by OneKey® MLS and represents a combined total of Residential, Condo, Co-op Properties sales for the selected time frame. Only available data will be displayed. Please note that small data samples will skew the % of change year to year. This information is intended for marketing purposes only. To access more detailed market reports visit <https://www.onekeymls.com/market-statistics>

Pending Sales Counts for:

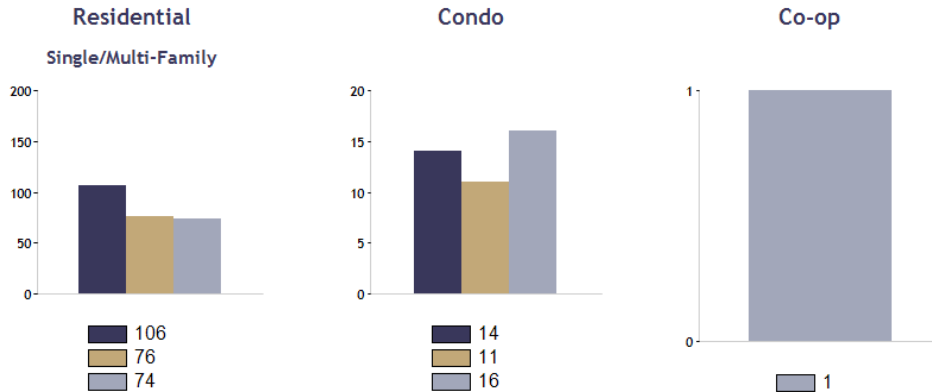
Location: Sullivan (County)

Date Range



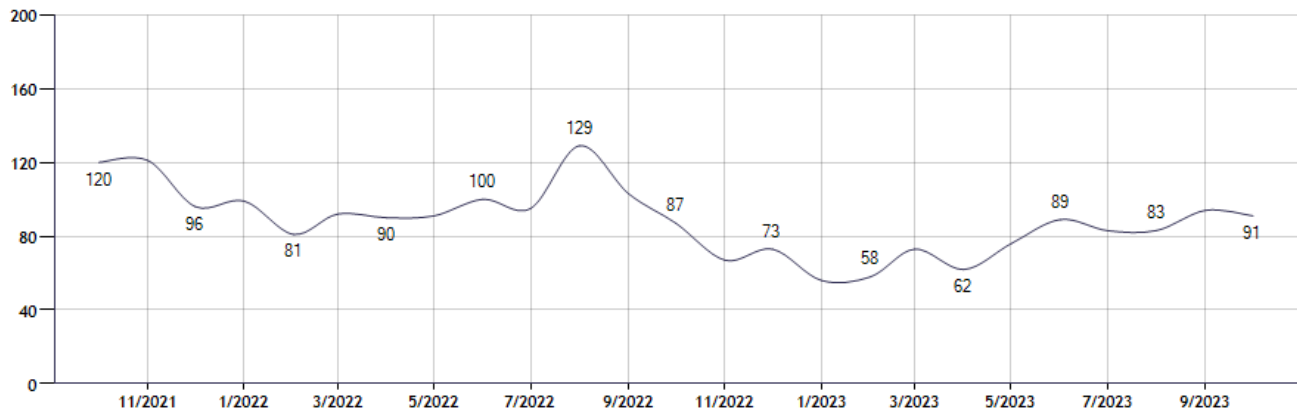
Current Available Inventory - 433
Current Median List Price - \$376,000

Residential, Condo, Co-op Properties



Month	Current Year	Prior Year	% Change
Oct-2023	91	87	4.6
Sep-2023	94	103	-8.7
Aug-2023	83	129	-35.7
Jul-2023	83	95	-12.6
Jun-2023	89	100	-11.0
May-2023	76	91	-16.5
Apr-2023	62	90	-31.1
Mar-2023	73	92	-20.7
Feb-2023	58	81	-28.4
Jan-2023	56	99	-43.4
Dec-2022	73	96	-24.0
Nov-2022	67	121	-44.6

Pending Sales Counts for: Location: Sullivan (County) (Last 24 Months - Residential, Condo, Co-op Properties)



Note: Information displayed in the data table is compiled by OneKey® MLS and represents a combined total of Residential, Condo, Co-op Properties sales for the selected time frame. Only available data will be displayed. Please note that small data samples will skew the % of change year to year. This information is intended for marketing purposes only. To access more detailed market reports visit <https://www.onekeymls.com/market-statistics>