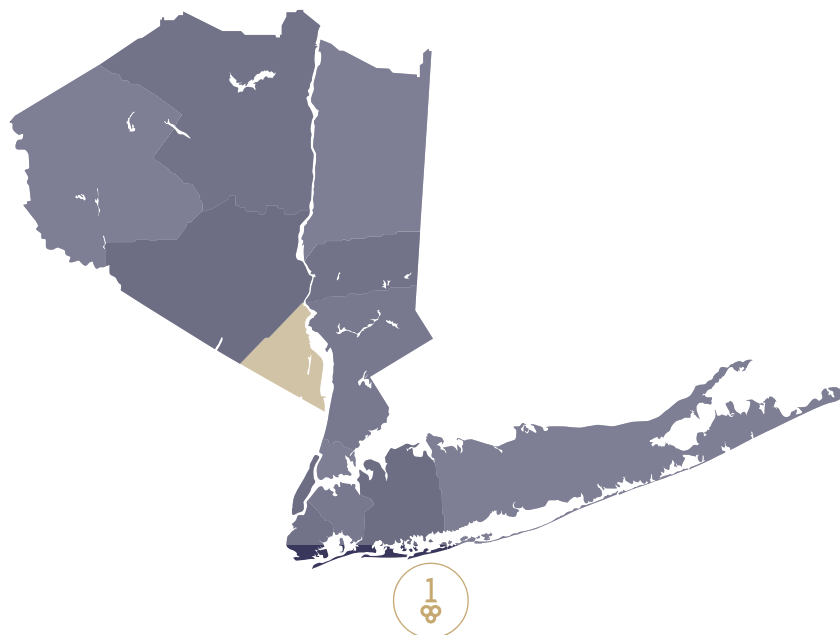


One Key[®] Rockland County MLS *The One Source Real Estate Marketplace* **Market Update**

October 2023



Closed Median Home Price **2**

Closed Transactions **3**

Pending Transactions **4**

**Note that Condo Sales reflected in the bar graphs include listings with HOA fees.*

Rockland may be the smallest mainland NY county, but located mere miles from Manhattan, it's home to many city commuters looking for a quieter, greener, suburban environment with convenient public transportation options. The region is famous for numerous public and private golf courses, riverside parks, and hiking trails. The local economy is flourishing.

Sold Property Median Price for:

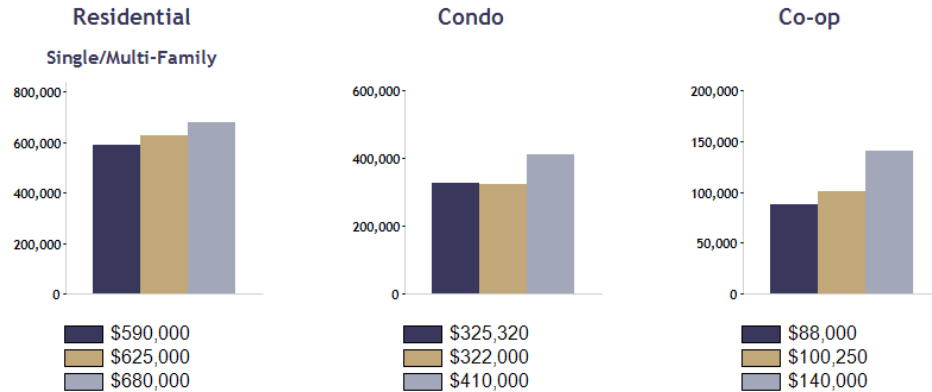
Location: Rockland (County)

Date Range

Oct 2021	Oct 2022	Oct 2023
----------	----------	----------

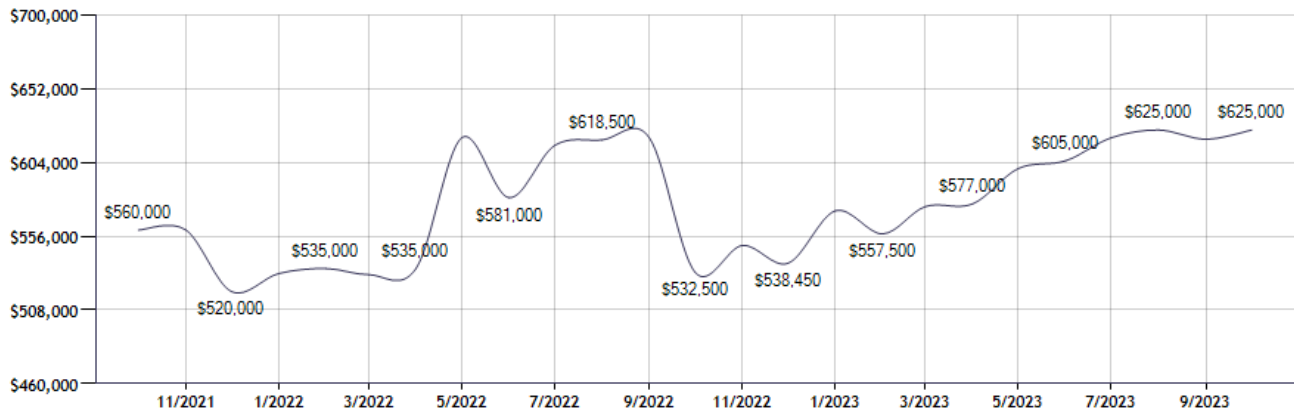
Current Available Inventory - 457
Current Median List Price - \$799,000

Residential, Condo, Co-op Properties



Month	Current Year	Prior Year	% Change
Oct-2023	\$625,000	\$532,500	17.4
Sep-2023	\$619,000	\$620,000	-0.2
Aug-2023	\$625,000	\$618,500	1.1
Jul-2023	\$620,000	\$615,000	0.8
Jun-2023	\$605,000	\$581,000	4.1
May-2023	\$600,000	\$620,000	-3.2
Apr-2023	\$577,000	\$535,000	7.9
Mar-2023	\$575,250	\$531,000	8.3
Feb-2023	\$557,500	\$535,000	4.2
Jan-2023	\$572,500	\$531,750	7.7
Dec-2022	\$538,450	\$520,000	3.5
Nov-2022	\$550,000	\$560,000	-1.8

Sold Property Median Price for: Location: Rockland (County) (Last 24 Months - Residential, Condo, Co-op Properties)



Note: Information displayed in the data table is compiled by OneKey® MLS and represents a combined total of Residential, Condo, Co-op Properties sales for the selected time frame. Only available data will be displayed. Please note that small data samples will skew the % of change year to year. This information is intended for marketing purposes only. To access more detailed market reports visit <https://www.onekeymls.com/market-statistics>

Sold Property Counts for:

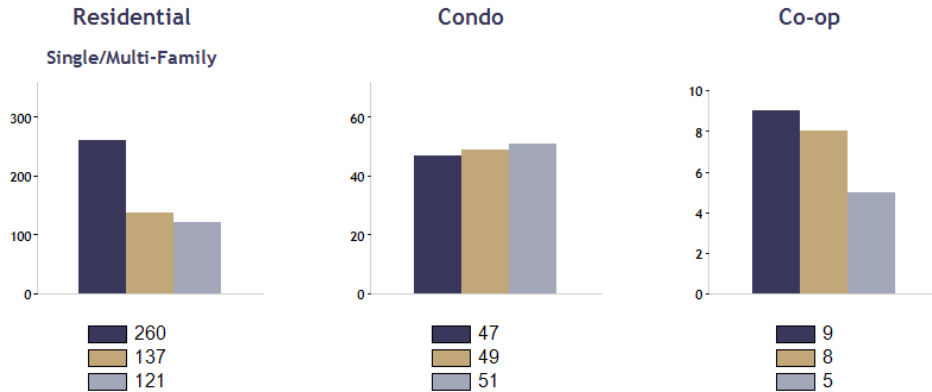
Location: Rockland (County)

Date Range

Oct 2021	Oct 2022	Oct 2023
----------	----------	----------

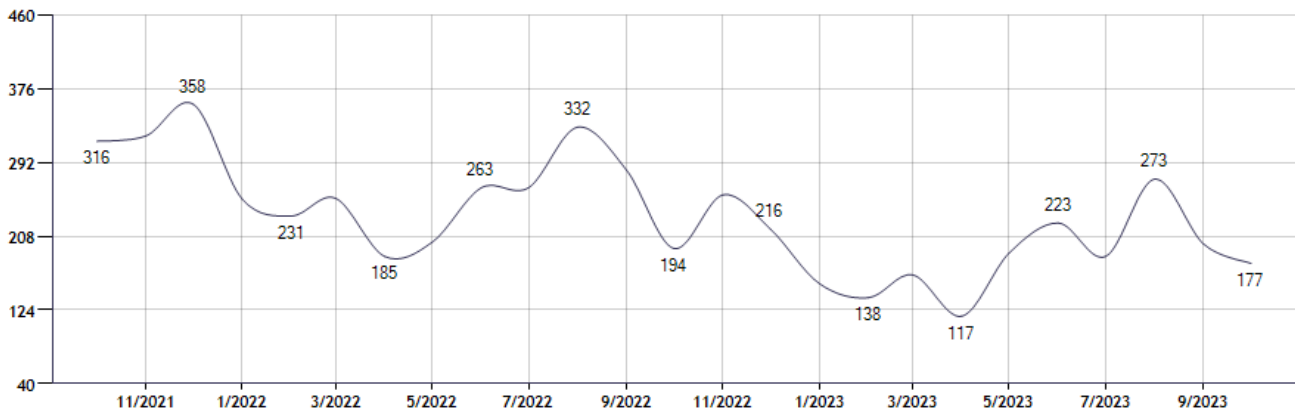
Current Available Inventory - 457
Current Median List Price - \$799,000

Residential, Condo, Co-op Properties



Month	Current Year	Prior Year	% Change
Oct-2023	177	194	-8.8
Sep-2023	199	283	-29.7
Aug-2023	273	332	-17.8
Jul-2023	185	263	-29.7
Jun-2023	223	263	-15.2
May-2023	189	201	-6.0
Apr-2023	117	185	-36.8
Mar-2023	164	251	-34.7
Feb-2023	138	231	-40.3
Jan-2023	154	250	-38.4
Dec-2022	216	358	-39.7
Nov-2022	255	322	-20.8

Sold Property Counts for: Location: Rockland (County) (Last 24 Months - Residential, Condo, Co-op Properties)



Note: Information displayed in the data table is compiled by OneKey® MLS and represents a combined total of Residential, Condo, Co-op Properties sales for the selected time frame. Only available data will be displayed. Please note that small data samples will skew the % of change year to year. This information is intended for marketing purposes only. To access more detailed market reports visit <https://www.onekeymls.com/market-statistics>

Pending Sales Counts for:

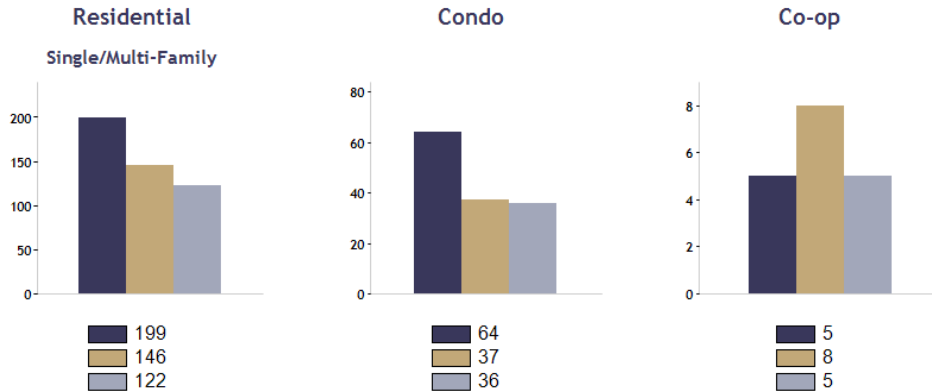
Location: Rockland (County)

Date Range

Oct 2021	Oct 2022	Oct 2023
----------	----------	----------

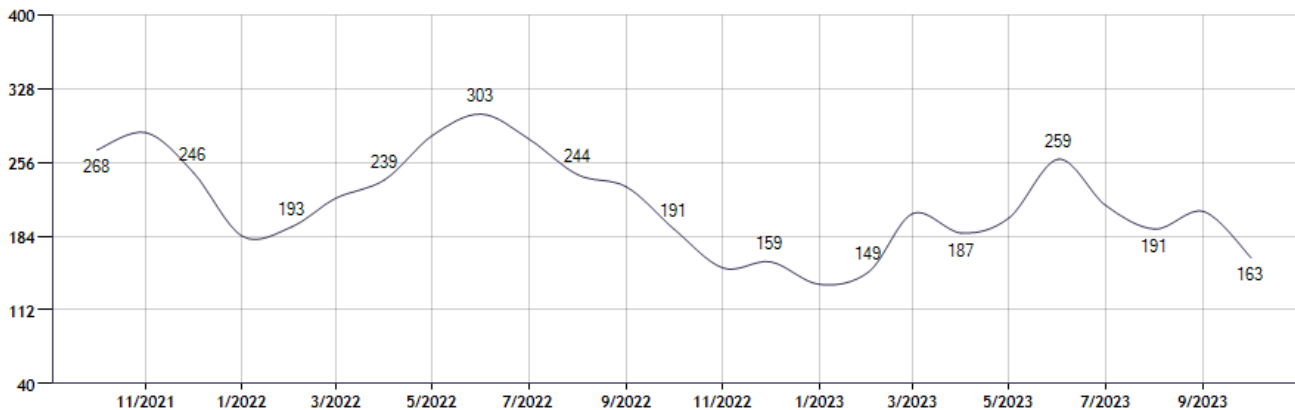
Current Available Inventory - 457
Current Median List Price - \$799,000

Residential, Condo, Co-op Properties



Month	Current Year	Prior Year	% Change
Oct-2023	163	191	-14.7
Sep-2023	208	232	-10.3
Aug-2023	191	244	-21.7
Jul-2023	214	279	-23.3
Jun-2023	259	303	-14.5
May-2023	202	282	-28.4
Apr-2023	187	239	-21.8
Mar-2023	206	221	-6.8
Feb-2023	149	193	-22.8
Jan-2023	137	184	-25.5
Dec-2022	159	246	-35.4
Nov-2022	153	285	-46.3

Pending Sales Counts for: Location: Rockland (County) (Last 24 Months - Residential, Condo, Co-op Properties)



Note: Information displayed in the data table is compiled by OneKey® MLS and represents a combined total of Residential, Condo, Co-op Properties sales for the selected time frame. Only available data will be displayed. Please note that small data samples will skew the % of change year to year. This information is intended for marketing purposes only. To access more detailed market reports visit <https://www.onekeymls.com/market-statistics>