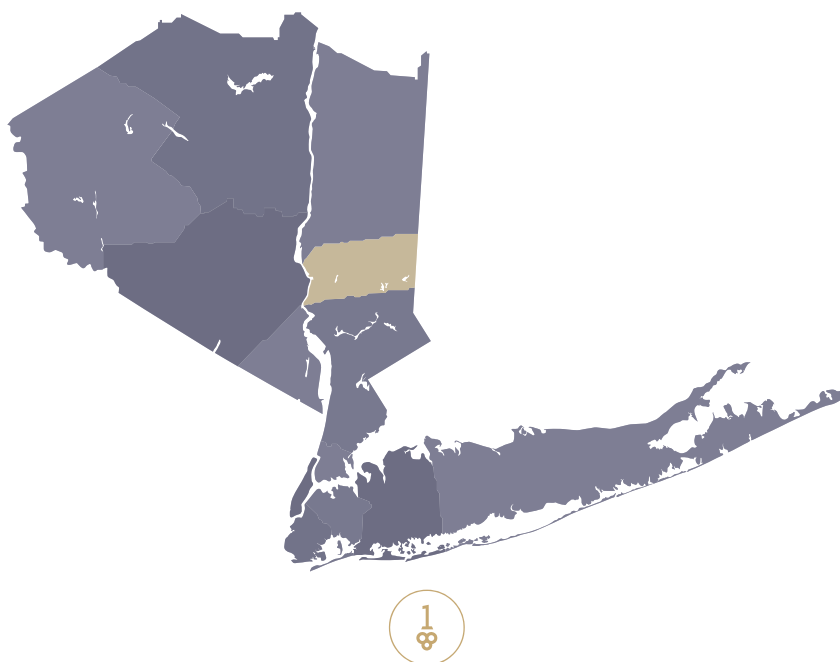


One Key[®] Putnam County MLS Market Update *The One Source Real Estate Marketplace*

October 2023



Closed Median Home Price 2
Closed Transactions 3
Pending Transactions 4

*Note that Condo Sales reflected in the bar graphs include listings with HOA fees.

Putnam, the heart of the Hudson Valley, is made up of small towns and villages. This scenic, highly valued land is home to resort communities and growing families. It is one of the country's most affluent places. Go antiques, ski the slopes, hike trails, and ride horseback, then visit the Chuang Yen Monastery, the only American library specializing in Buddhist history.

Sold Property Median Price for:

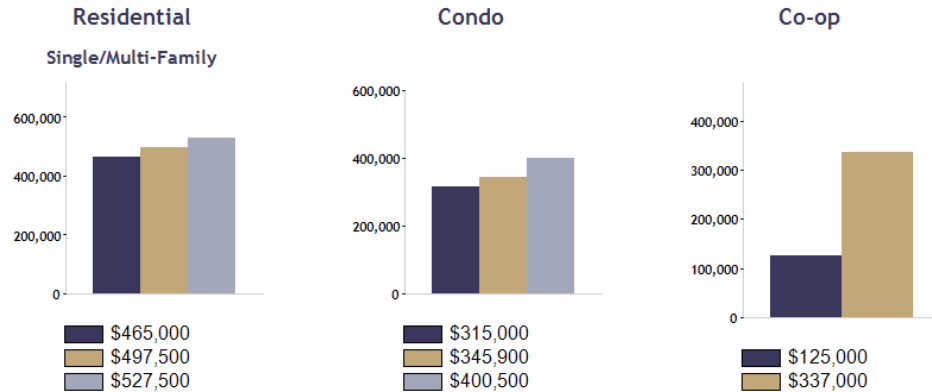
Location: Putnam (County)

Date Range

Oct 2021	Oct 2022	Oct 2023
----------	----------	----------

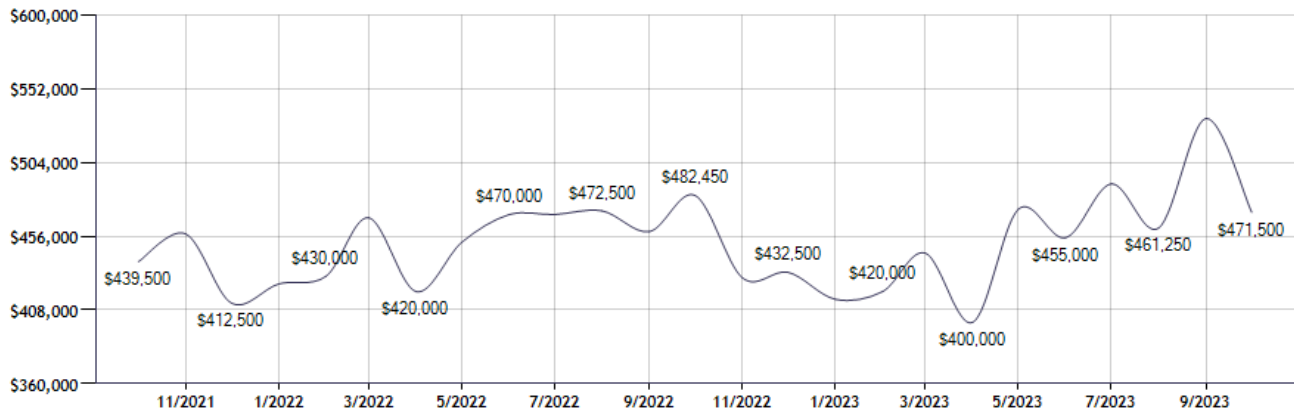
Current Available Inventory - 206
Current Median List Price - \$624,950

Residential, Condo, Co-op Properties



Month	Current Year	Prior Year	% Change
Oct-2023	\$471,500	\$482,450	-2.3
Sep-2023	\$532,500	\$459,000	16.0
Aug-2023	\$461,250	\$472,500	-2.4
Jul-2023	\$490,000	\$470,000	4.3
Jun-2023	\$455,000	\$470,000	-3.2
May-2023	\$473,500	\$452,000	4.8
Apr-2023	\$400,000	\$420,000	-4.8
Mar-2023	\$445,000	\$468,000	-4.9
Feb-2023	\$420,000	\$430,000	-2.3
Jan-2023	\$415,000	\$425,000	-2.4
Dec-2022	\$432,500	\$412,500	4.8
Nov-2022	\$429,000	\$457,500	-6.2

Sold Property Median Price for: Location: Putnam (County) (Last 24 Months - Residential, Condo, Co-op Properties)



Note: Information displayed in the data table is compiled by OneKey® MLS and represents a combined total of Residential, Condo, Co-op Properties sales for the selected time frame. Only available data will be displayed. Please note that small data samples will skew the % of change year to year. This information is intended for marketing purposes only. To access more detailed market reports visit <https://www.onekeymls.com/market-statistics>

Sold Property Counts for:

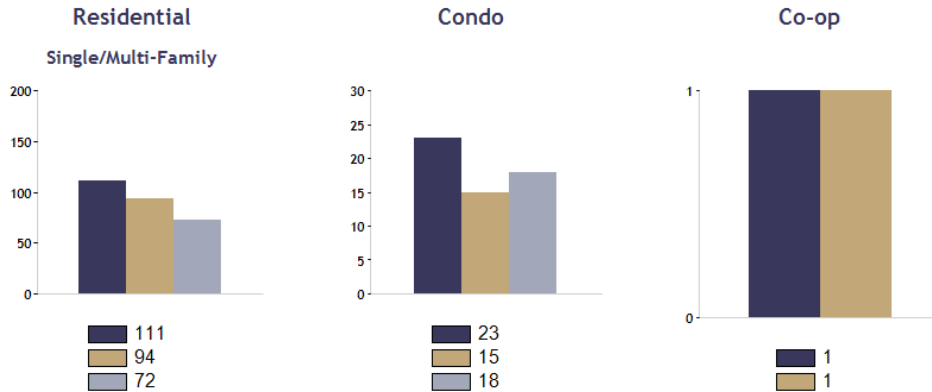
Location: Putnam (County)

Date Range

Oct 2021	Oct 2022	Oct 2023
----------	----------	----------

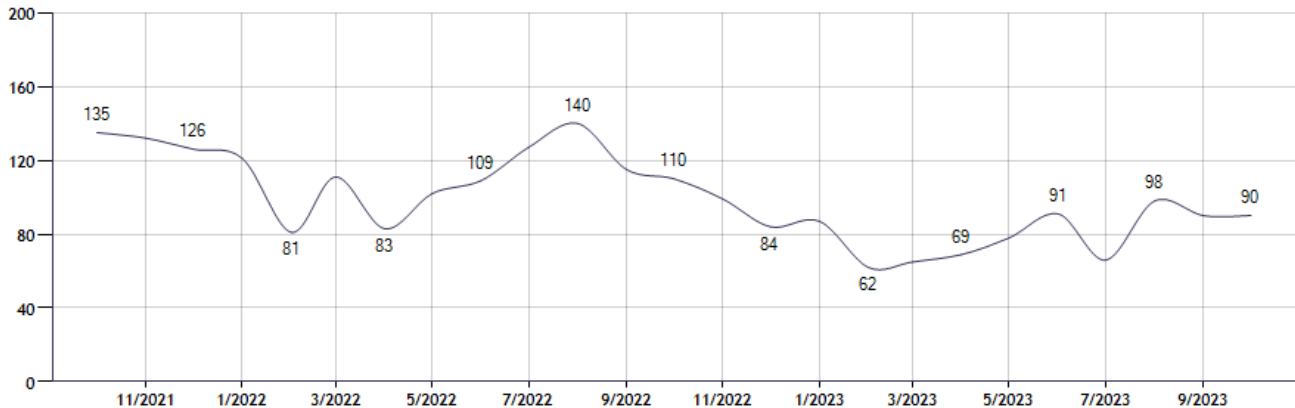
Current Available Inventory - 206
Current Median List Price - \$624,950

Residential, Condo, Co-op Properties



Month	Current Year	Prior Year	% Change
Oct-2023	90	110	-18.2
Sep-2023	90	115	-21.7
Aug-2023	98	140	-30.0
Jul-2023	66	127	-48.0
Jun-2023	91	109	-16.5
May-2023	78	102	-23.5
Apr-2023	69	83	-16.9
Mar-2023	65	111	-41.4
Feb-2023	62	81	-23.5
Jan-2023	87	121	-28.1
Dec-2022	84	126	-33.3
Nov-2022	99	132	-25.0

Sold Property Counts for: Location: Putnam (County) (Last 24 Months - Residential, Condo, Co-op Properties)



Note: Information displayed in the data table is compiled by OneKey® MLS and represents a combined total of Residential, Condo, Co-op Properties sales for the selected time frame. Only available data will be displayed. Please note that small data samples will skew the % of change year to year. This information is intended for marketing purposes only. To access more detailed market reports visit <https://www.onekeymls.com/market-statistics>

Pending Sales Counts for:

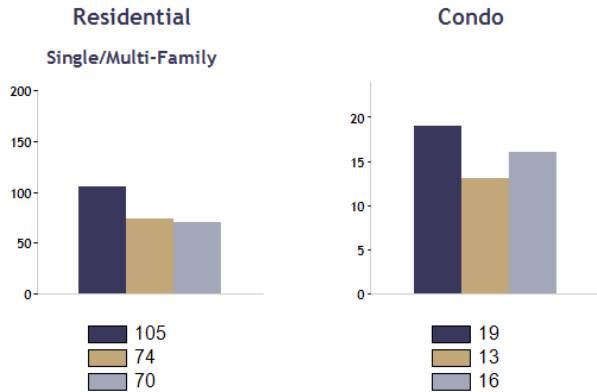
Location: Putnam (County)

Date Range

Oct 2021	Oct 2022	Oct 2023
----------	----------	----------

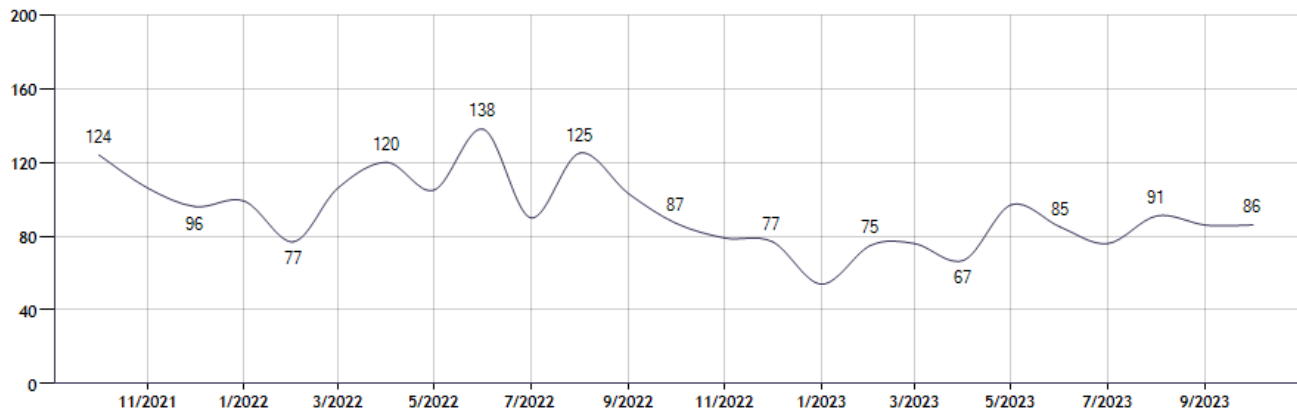
Current Available Inventory - 206
Current Median List Price - \$624,950

Residential, Condo, Co-op Properties



Month	Current Year	Prior Year	% Change
Oct-2023	86	87	-1.1
Sep-2023	86	103	-16.5
Aug-2023	91	125	-27.2
Jul-2023	76	90	-15.6
Jun-2023	85	138	-38.4
May-2023	97	105	-7.6
Apr-2023	67	120	-44.2
Mar-2023	76	106	-28.3
Feb-2023	75	77	-2.6
Jan-2023	54	99	-45.5
Dec-2022	77	96	-19.8
Nov-2022	79	106	-25.5

Pending Sales Counts for: Location: Putnam (County) (Last 24 Months - Residential, Condo, Co-op Properties)



Note: Information displayed in the data table is compiled by OneKey® MLS and represents a combined total of Residential, Condo, Co-op Properties sales for the selected time frame. Only available data will be displayed. Please note that small data samples will skew the % of change year to year. This information is intended for marketing purposes only. To access more detailed market reports visit <https://www.onekeymls.com/market-statistics>