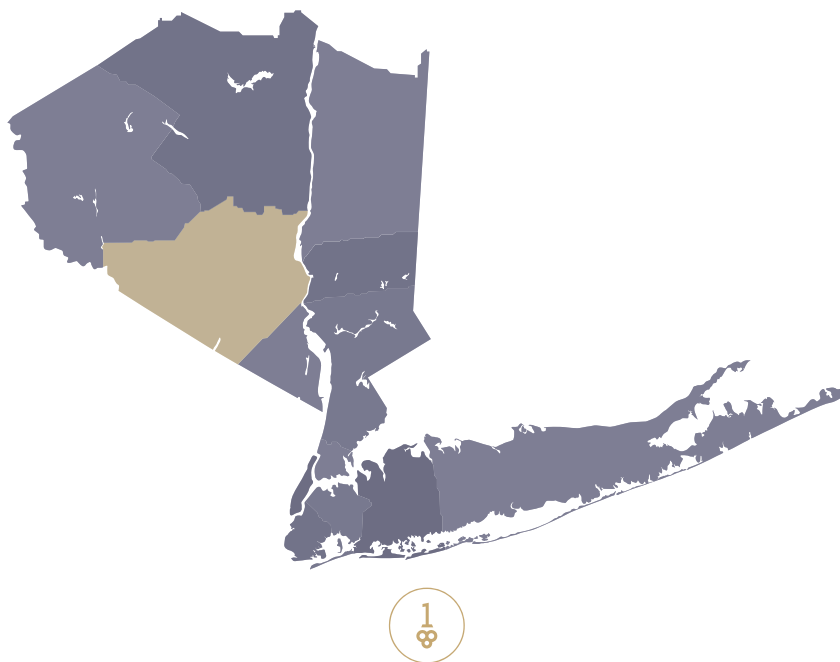


One¹Key[®] Orange County MLS Market Update

The One Source Real Estate Marketplace

October 2023



Closed Median Home Price 2
Closed Transactions 3
Pending Transactions 4

*Note that Condo Sales reflected in the bar graphs include listings with HOA fees.

As one of the fastest growing counties in the NY Metro area, **Orange** offers convenient, commuter-friendly rail service and boasts some of NY's biggest landmarks, including West Point, Storm King Arts Center and the Appalachian Trail. Drift down the Delaware, dine at riverside bistros, and enjoy award-winning wineries in the nation's first wine-producing region.

Sold Property Median Price for:

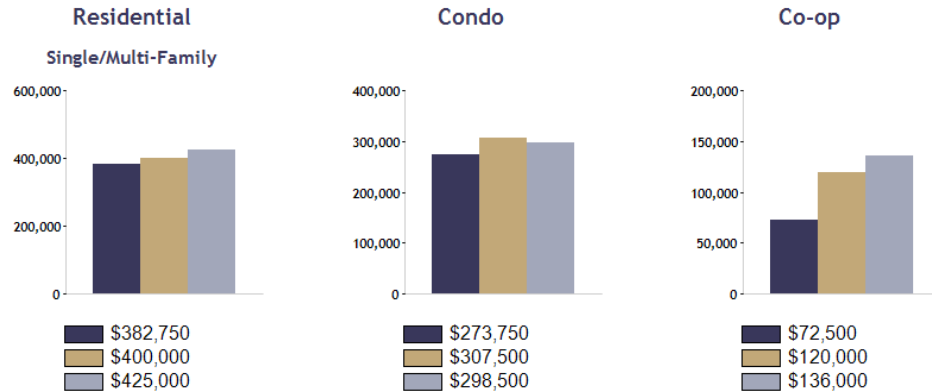
Location: Orange (County)

Date Range

Oct 2021	Oct 2022	Oct 2023
----------	----------	----------

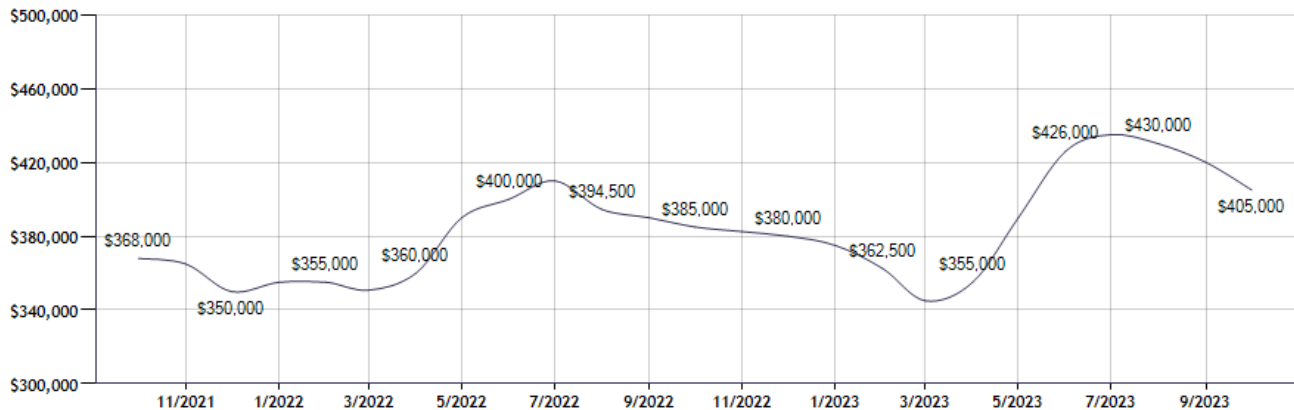
Current Available Inventory - 887
Current Median List Price - \$499,999

Residential, Condo, Co-op Properties



Month	Current Year	Prior Year	% Change
Oct-2023	\$405,000	\$385,000	5.2
Sep-2023	\$420,000	\$390,000	7.7
Aug-2023	\$430,000	\$394,500	9.0
Jul-2023	\$435,000	\$410,000	6.1
Jun-2023	\$426,000	\$400,000	6.5
May-2023	\$390,000	\$390,000	0.0
Apr-2023	\$355,000	\$360,000	-1.4
Mar-2023	\$345,000	\$350,750	-1.6
Feb-2023	\$362,500	\$355,000	2.1
Jan-2023	\$375,000	\$355,000	5.6
Dec-2022	\$380,000	\$350,000	8.6
Nov-2022	\$382,500	\$365,000	4.8

Sold Property Median Price for: Location: Orange (County) (Last 24 Months - Residential, Condo, Co-op Properties)



Note: Information displayed in the data table is compiled by OneKey® MLS and represents a combined total of Residential, Condo, Co-op Properties sales for the selected time frame. Only available data will be displayed. Please note that small data samples will skew the % of change year to year. This information is intended for marketing purposes only. To access more detailed market reports visit <https://www.onekeymls.com/market-statistics>

Sold Property Counts for:

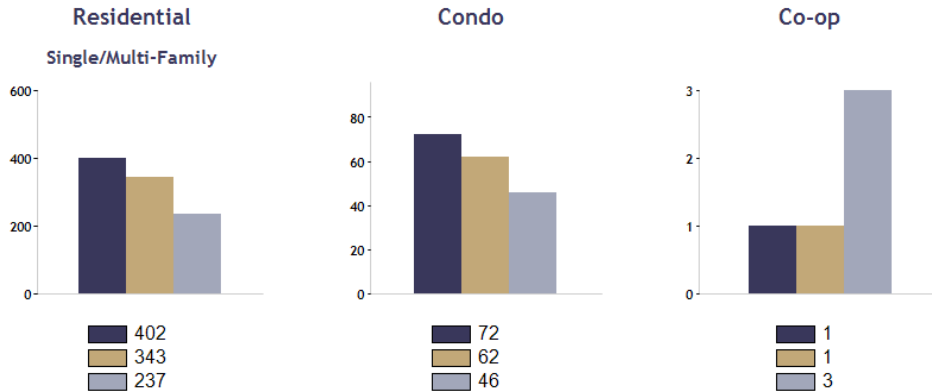
Location: Orange (County)

Date Range

Oct 2021	Oct 2022	Oct 2023
----------	----------	----------

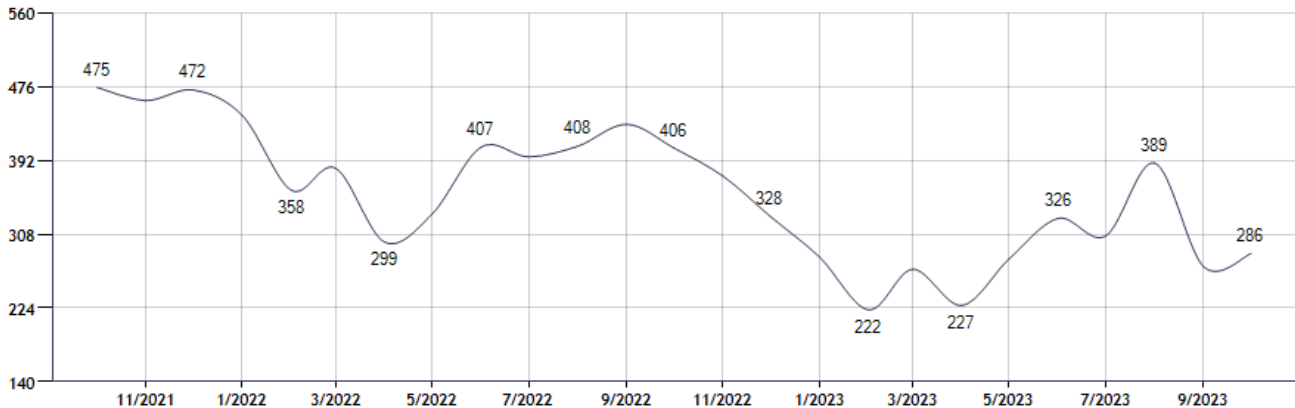
Current Available Inventory - 888
Current Median List Price - \$499,950

Residential, Condo, Co-op Properties



Month	Current Year	Prior Year	% Change
Oct-2023	286	406	-29.6
Sep-2023	271	433	-37.4
Aug-2023	389	408	-4.7
Jul-2023	306	396	-22.7
Jun-2023	326	407	-19.9
May-2023	280	331	-15.4
Apr-2023	227	299	-24.1
Mar-2023	268	383	-30.0
Feb-2023	222	358	-38.0
Jan-2023	282	443	-36.3
Dec-2022	328	472	-30.5
Nov-2022	374	460	-18.7

Sold Property Counts for: Location: Orange (County) (Last 24 Months - Residential, Condo, Co-op Properties)



Note: Information displayed in the data table is compiled by OneKey® MLS and represents a combined total of Residential, Condo, Co-op Properties sales for the selected time frame. Only available data will be displayed. Please note that small data samples will skew the % of change year to year. This information is intended for marketing purposes only. To access more detailed market reports visit <https://www.onekeymls.com/market-statistics>

Pending Sales Counts for:

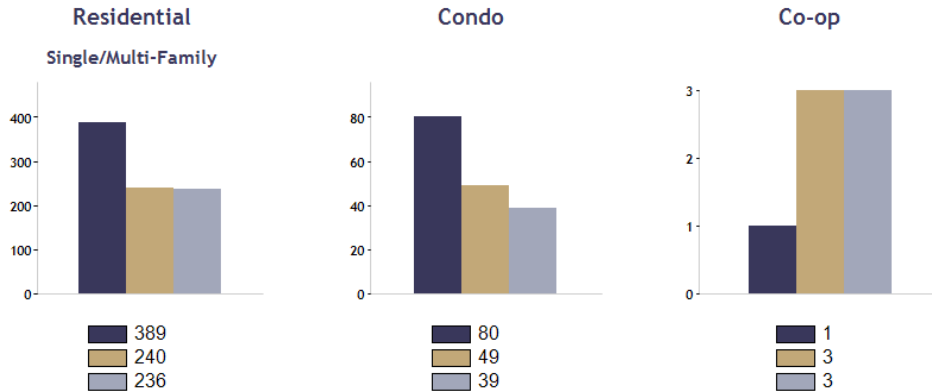
Location: Orange (County)

Date Range

Oct 2021	Oct 2022	Oct 2023
----------	----------	----------

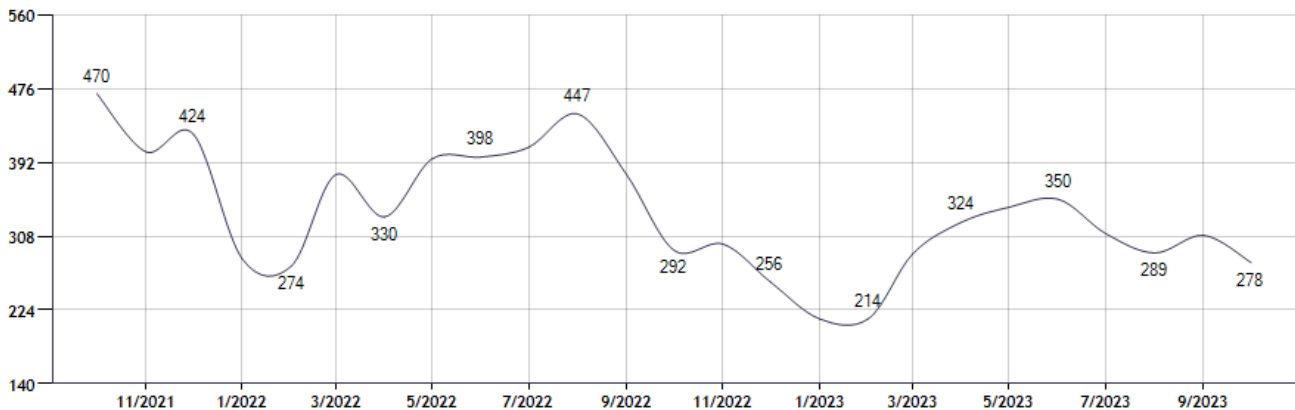
Current Available Inventory - 888
Current Median List Price - \$499,950

Residential, Condo, Co-op Properties



Month	Current Year	Prior Year	% Change
Oct-2023	278	292	-4.8
Sep-2023	309	378	-18.3
Aug-2023	289	447	-35.3
Jul-2023	311	409	-24.0
Jun-2023	350	398	-12.1
May-2023	341	396	-13.9
Apr-2023	324	330	-1.8
Mar-2023	288	378	-23.8
Feb-2023	214	274	-21.9
Jan-2023	214	282	-24.1
Dec-2022	256	424	-39.6
Nov-2022	299	404	-26.0

Pending Sales Counts for: Location: Orange (County) (Last 24 Months - Residential, Condo, Co-op Properties)



Note: Information displayed in the data table is compiled by OneKey® MLS and represents a combined total of Residential, Condo, Co-op Properties sales for the selected time frame. Only available data will be displayed. Please note that small data samples will skew the % of change year to year. This information is intended for marketing purposes only. To access more detailed market reports visit <https://www.onekeymls.com/market-statistics>