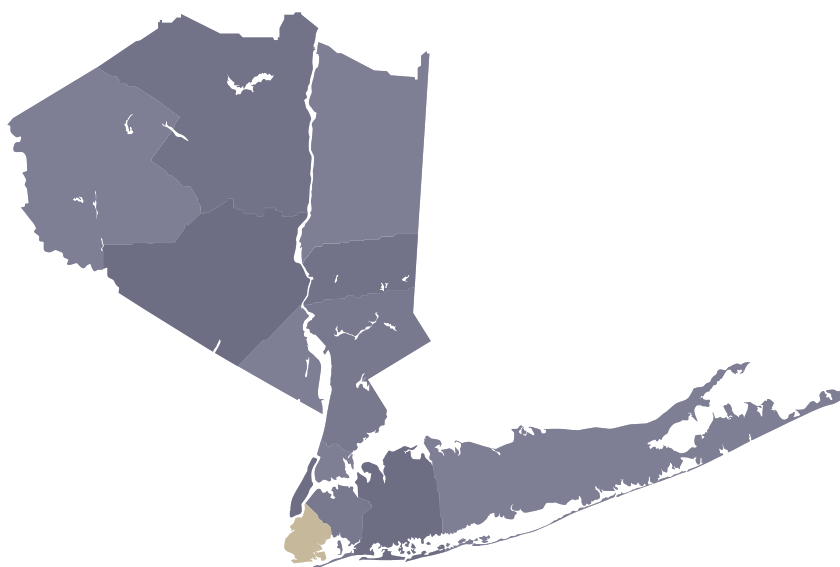


October 2023



Closed Median Sale Price 2
Pending Median Sale Price 3
Closed Transactions 4
Pending Transactions 5

*Note that Condo Sales reflected in the bar graphs include listings with HOA fees.

Brooklyn offers a wealth of cultural museums, world-class restaurants and bars, a thriving theater and art scene and first-rate housing opportunities. From high-rise apartments, to townhomes, co-ops and condos, Brooklyn has something to suit everyone. Its rich cultural heritage is popular among young professionals looking for an easy commute to Manhattan.

Sold Property Counts for:

Location: Kings/Brooklyn (County)

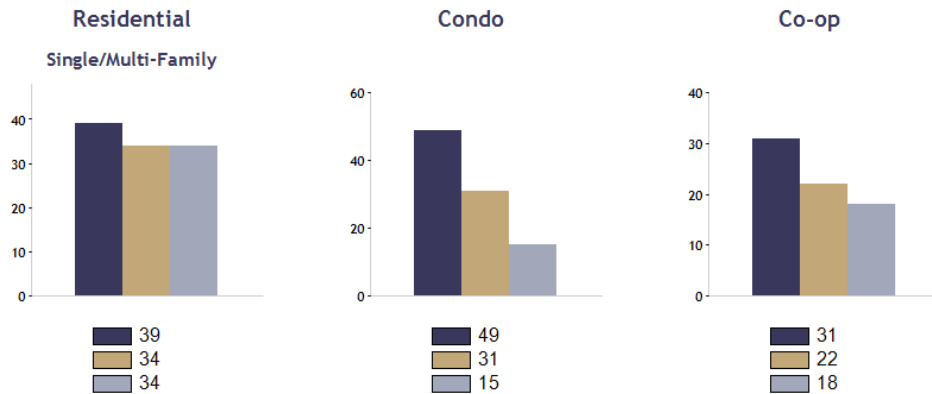
Families: 1

Date Range



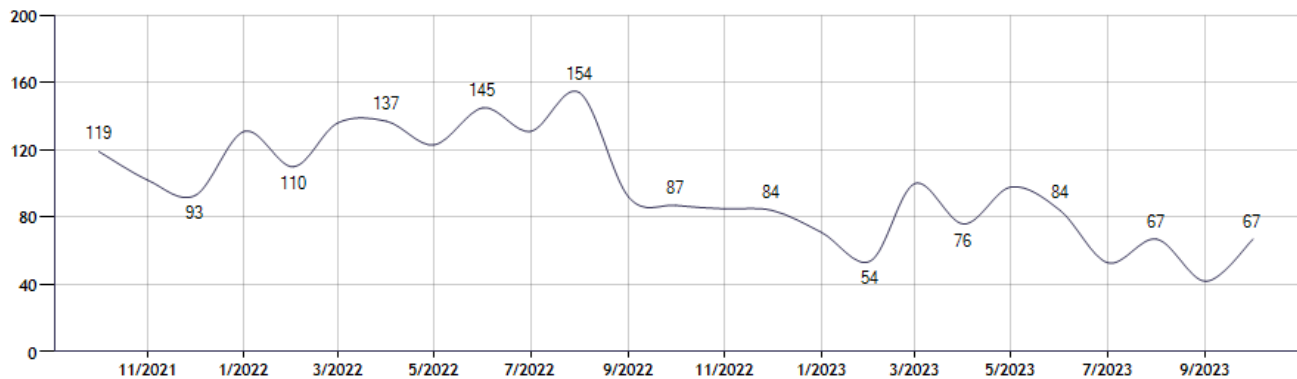
Current Available Inventory - 671
Current Median List Price - \$780,000

Residential, Condo, Co-op Properties



Month	Current Year	Prior Year	% Change
Oct-2023	67	87	-23.0
Sep-2023	42	92	-54.3
Aug-2023	67	154	-56.5
Jul-2023	53	131	-59.5
Jun-2023	84	145	-42.1
May-2023	98	123	-20.3
Apr-2023	76	137	-44.5
Mar-2023	100	136	-26.5
Feb-2023	54	110	-50.9
Jan-2023	71	131	-45.8
Dec-2022	84	93	-9.7
Nov-2022	85	102	-16.7

Sold Property Counts for: Location: Kings/Brooklyn (County) Families: 1 (Last 24 Months - Residential, Condo, Co-op Properties)



Note: Information displayed in the data table is compiled by OneKey® MLS and represents a combined total of Residential, Condo, Co-op Properties sales for the selected time frame. Only available data will be displayed. Please note that small data samples will skew the % of change year to year. This information is intended for marketing purposes only. To access more detailed market reports visit <https://www.onekeymls.com/market-statistics>

Sold Property Median Price for:

Location: Kings/Brooklyn (County)

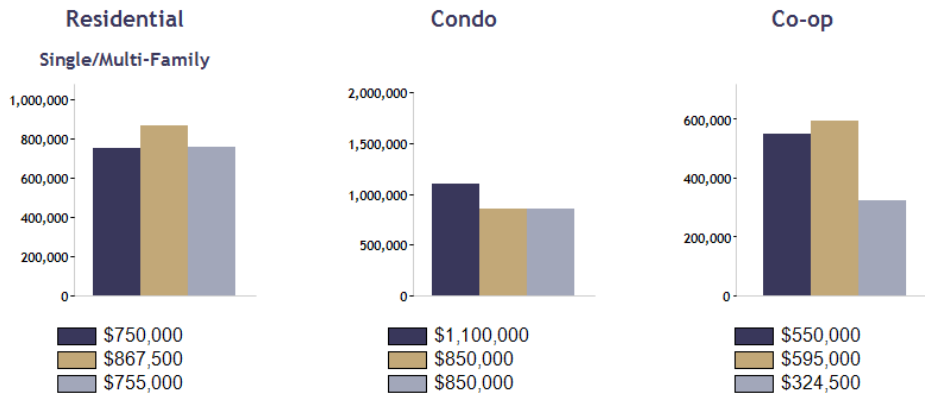
Families: 1

Date Range



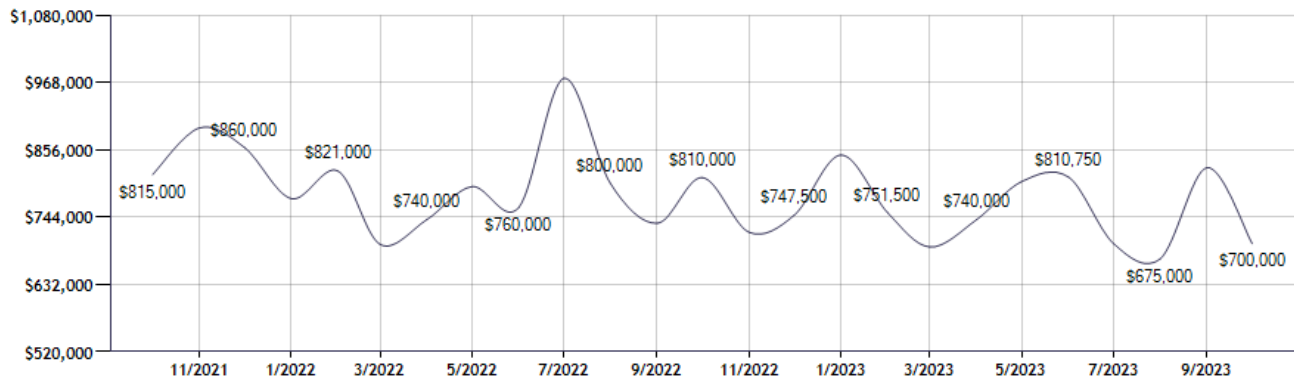
Current Available Inventory - 671
Current Median List Price - \$780,000

Residential, Condo, Co-op Properties



Month	Current Year	Prior Year	% Change
Oct-2023	\$700,000	\$810,000	-13.6
Sep-2023	\$826,500	\$734,000	12.6
Aug-2023	\$675,000	\$800,000	-15.6
Jul-2023	\$700,000	\$975,000	-28.2
Jun-2023	\$810,750	\$760,000	6.7
May-2023	\$803,500	\$795,000	1.1
Apr-2023	\$740,000	\$740,000	0.0
Mar-2023	\$694,500	\$699,000	-0.6
Feb-2023	\$751,500	\$821,000	-8.5
Jan-2023	\$847,500	\$775,000	9.4
Dec-2022	\$747,500	\$860,000	-13.1
Nov-2022	\$719,000	\$892,500	-19.4

Sold Property Median Price for: Location: Kings/Brooklyn (County) Families: 1 (Last 24 Months - Residential, Condo, Co-op Properties)



Note: Information displayed in the data table is compiled by OneKey® MLS and represents a combined total of Residential, Condo, Co-op Properties sales for the selected time frame. Only available data will be displayed. Please note that small data samples will skew the % of change year to year. This information is intended for marketing purposes only. To access more detailed market reports visit <https://www.onekeymls.com/market-statistics>

Sold Property Counts for:

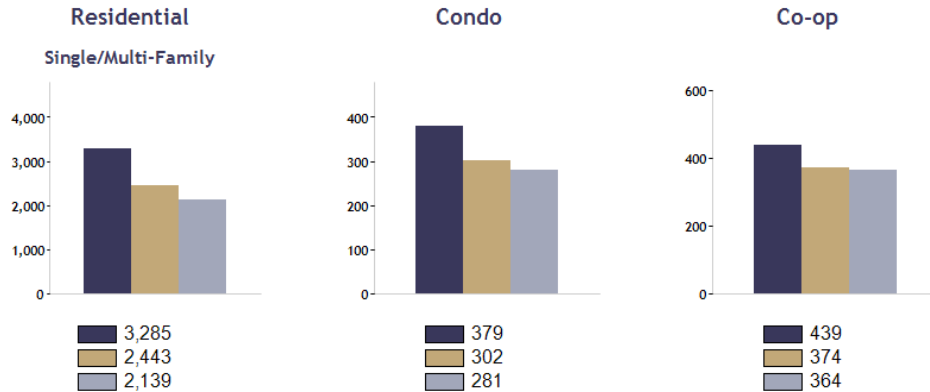
Location: Nassau (County) & Suffolk (County) & Queens (County)

Date Range

Oct 2021 Oct 2022 Oct 2023

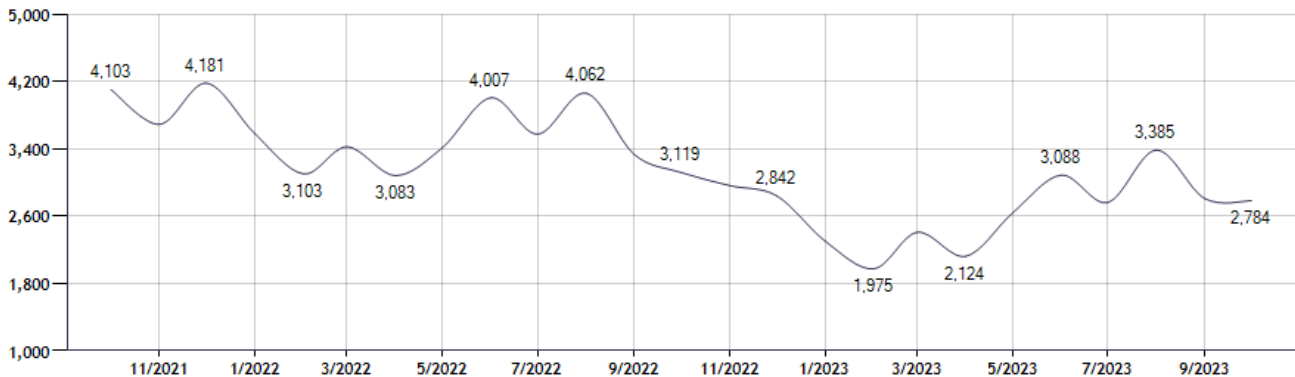
Current Available Inventory - 9,902
Current Median List Price - \$748,000

Residential, Condo, Co-op Properties



Month	Current Year	Prior Year	% Change
Oct-2023	2,784	3,119	-10.7
Sep-2023	2,809	3,331	-15.7
Aug-2023	3,385	4,062	-16.7
Jul-2023	2,764	3,575	-22.7
Jun-2023	3,088	4,007	-22.9
May-2023	2,639	3,414	-22.7
Apr-2023	2,124	3,083	-31.1
Mar-2023	2,409	3,425	-29.7
Feb-2023	1,975	3,103	-36.4
Jan-2023	2,305	3,581	-35.6
Dec-2022	2,842	4,181	-32.0
Nov-2022	2,964	3,692	-19.7

Sold Property Counts for: Location: Nassau (County) & Suffolk (County) & Queens (County) (Last 24 Months - Residential, Condo, Co-op Properties)



Note: Information displayed in the data table is compiled by OneKey® MLS and represents a combined total of Residential, Condo, Co-op Properties sales for the selected time frame. Only available data will be displayed. Please note that small data samples will skew the % of change year to year. This information is intended for marketing purposes only. To access more detailed market reports visit <https://www.onekeymls.com/market-statistics>

Pending Sales Counts for:

Location: Kings/Brooklyn (County)

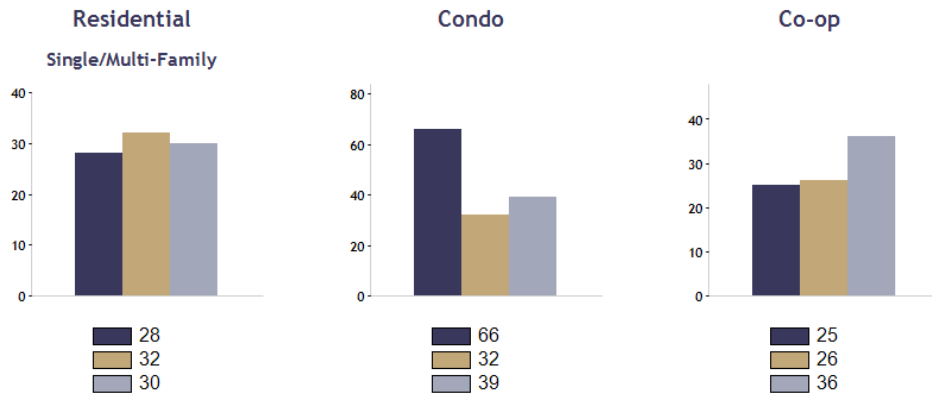
Families: 1

Date Range



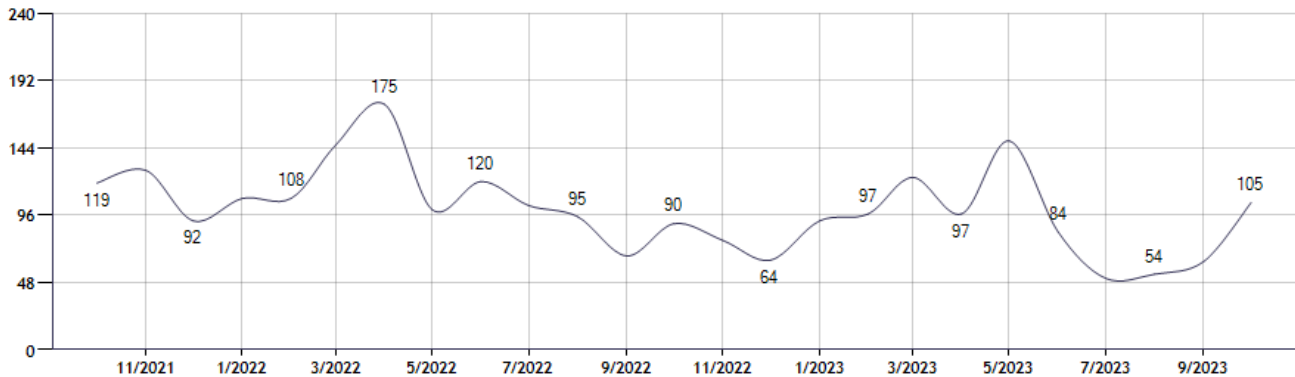
Current Available Inventory - 671
Current Median List Price - \$780,000

Residential, Condo, Co-op Properties



Month	Current Year	Prior Year	% Change
Oct-2023	105	90	16.7
Sep-2023	63	67	-6.0
Aug-2023	54	95	-43.2
Jul-2023	51	103	-50.5
Jun-2023	84	120	-30.0
May-2023	149	100	49.0
Apr-2023	97	175	-44.6
Mar-2023	123	146	-15.8
Feb-2023	97	108	-10.2
Jan-2023	92	108	-14.8
Dec-2022	64	92	-30.4
Nov-2022	78	128	-39.1

Pending Sales Counts for: Location: Kings/Brooklyn (County) Families: 1 (Last 24 Months - Residential, Condo, Co-op Properties)



Note: Information displayed in the data table is compiled by OneKey® MLS and represents a combined total of Residential, Condo, Co-op Properties sales for the selected time frame. Only available data will be displayed. Please note that small data samples will skew the % of change year to year. This information is intended for marketing purposes only. To access more detailed market reports visit <https://www.onekeymls.com/market-statistics>