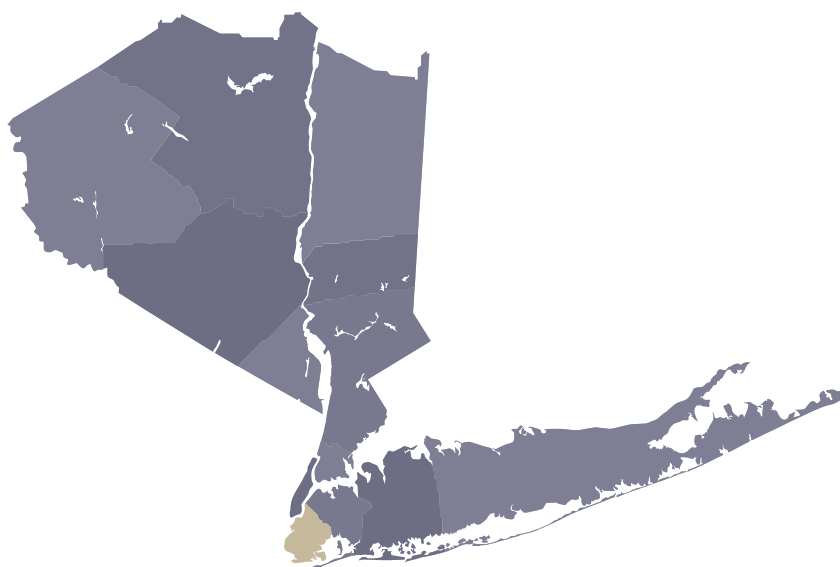


September 2023

Brooklyn reported a residential closed median sale price of \$912,500 in September 2023, an increase of 1.50% as compared the prior year's figure \$899,500, as reported on the MLS in September 2022. There were 74 closed residential sales transactions and 111 pending transactions reported in September 2023, following 124 closed and 109 pending transactions reported the month prior.



Closed Median Sale Price 2
Pending Median Sale Price 3
Closed Transactions 4
Pending Transactions 5

*Note that Condo Sales reflected in the bar graphs include listings with HOA fees.

Brooklyn offers a wealth of cultural museums, world-class restaurants and bars, a thriving theater and art scene and first-rate housing opportunities. From high-rise apartments, to townhomes, co-ops and condos, Brooklyn has something to suit everyone. Its rich cultural heritage is popular among young professionals looking for an easy commute to Manhattan.

Sold Property Median Price for:

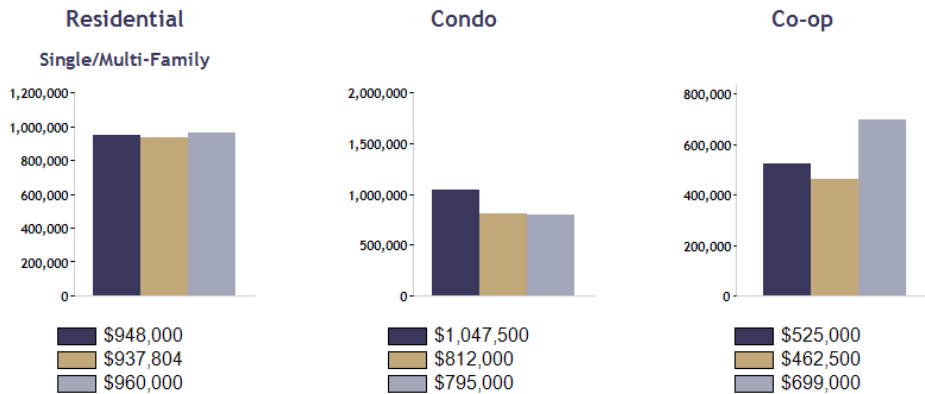
Location: Kings/Brooklyn (County)

Date Range

Sep 2021	Sep 2022	Sep 2023
----------	----------	----------

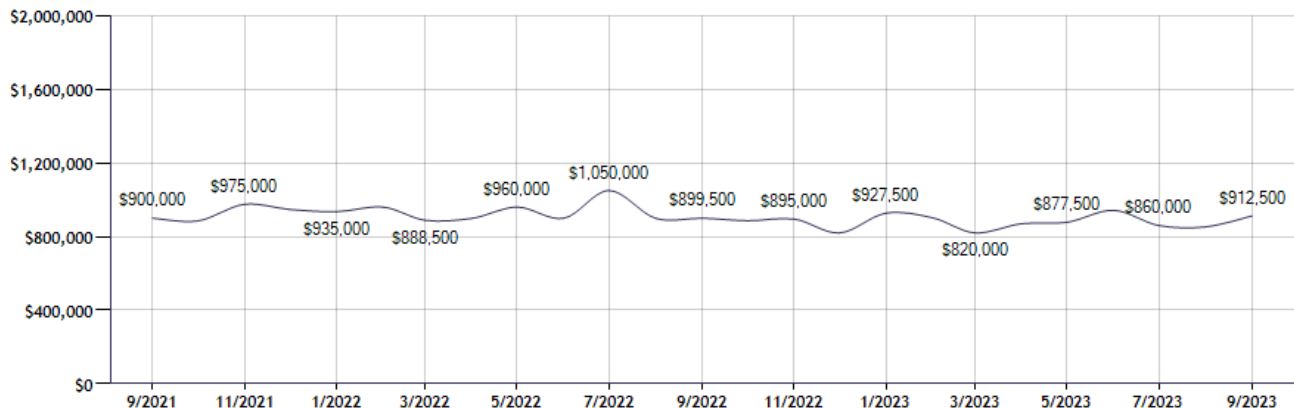
Current Available Inventory - 1,073
Current Median List Price - \$974,998

Residential, Condo, Co-op Properties



Month	Current Year	Prior Year	% Change
Sep-2023	\$912,500	\$899,500	1.4
Aug-2023	\$852,500	\$899,000	-5.2
Jul-2023	\$860,000	\$1,050,000	-18.1
Jun-2023	\$942,250	\$899,500	4.8
May-2023	\$877,500	\$960,000	-8.6
Apr-2023	\$869,950	\$899,000	-3.2
Mar-2023	\$820,000	\$888,500	-7.7
Feb-2023	\$901,500	\$960,000	-6.1
Jan-2023	\$927,500	\$935,000	-0.8
Dec-2022	\$820,000	\$947,000	-13.4
Nov-2022	\$895,000	\$975,000	-8.2
Oct-2022	\$886,075	\$885,000	0.1

Sold Property Median Price for: Location: Kings/Brooklyn (County) (Last 24 Months - Residential, Condo, Co-op Properties)



Note: Information displayed in the data table is compiled by OneKey® MLS and represents a combined total of Residential, Condo, Co-op Properties sales for the selected time frame. Only available data will be displayed. Please note that small data samples will skew the % of change year to year. This information is intended for marketing purposes only. To access more detailed market reports visit <https://www.onekeymls.com/market-statistics>

Pending Sales Median Price for:

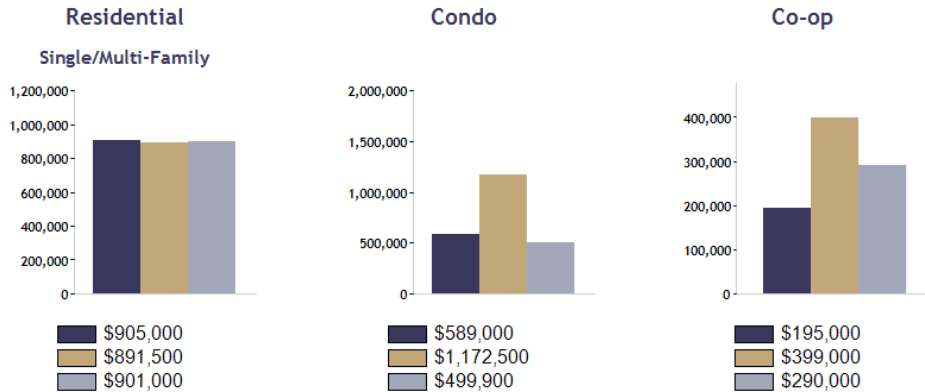
Location: Kings/Brooklyn (County)

Date Range

Sep 2021	Sep 2022	Sep 2023
----------	----------	----------

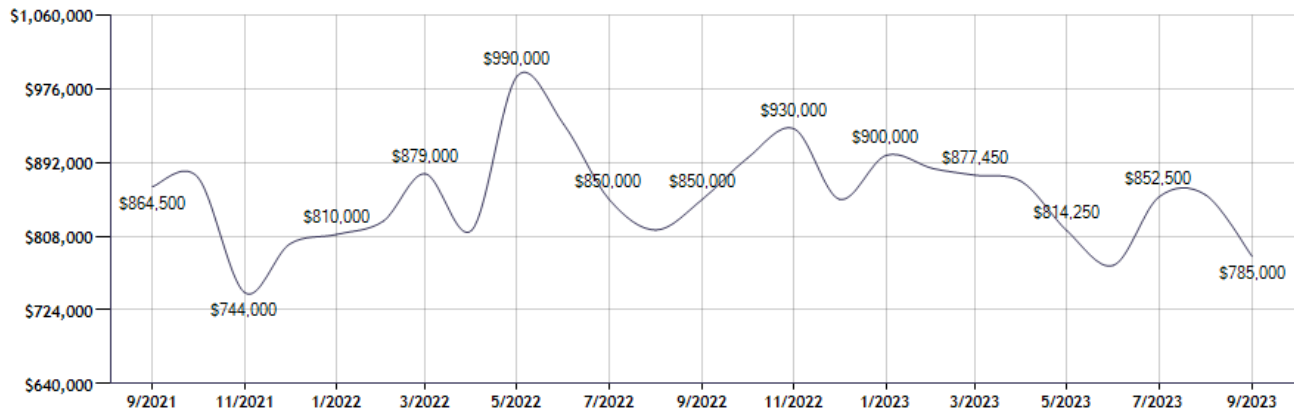
Current Available Inventory - 1,073
Current Median List Price - \$974,998

Residential, Condo, Co-op Properties



Month	Current Year	Prior Year	% Change
Sep-2023	\$785,000	\$850,000	-7.6
Aug-2023	\$855,000	\$815,000	4.9
Jul-2023	\$852,500	\$850,000	0.3
Jun-2023	\$775,000	\$935,000	-17.1
May-2023	\$814,250	\$990,000	-17.8
Apr-2023	\$870,000	\$815,000	6.7
Mar-2023	\$877,450	\$879,000	-0.2
Feb-2023	\$885,000	\$825,000	7.3
Jan-2023	\$900,000	\$810,000	11.1
Dec-2022	\$850,000	\$799,000	6.4
Nov-2022	\$930,000	\$744,000	25.0
Oct-2022	\$897,000	\$875,000	2.5

Pending Sales Median Price for: Location: Kings/Brooklyn (County) (Last 24 Months - Residential, Condo, Co-op Properties)



Note: Information displayed in the data table is compiled by OneKey® MLS and represents a combined total of Residential, Condo, Co-op Properties sales for the selected time frame. Only available data will be displayed. Please note that small data samples will skew the % of change year to year. This information is intended for marketing purposes only. To access more detailed market reports visit <https://www.onekeymls.com/market-statistics>

Sold Property Counts for:

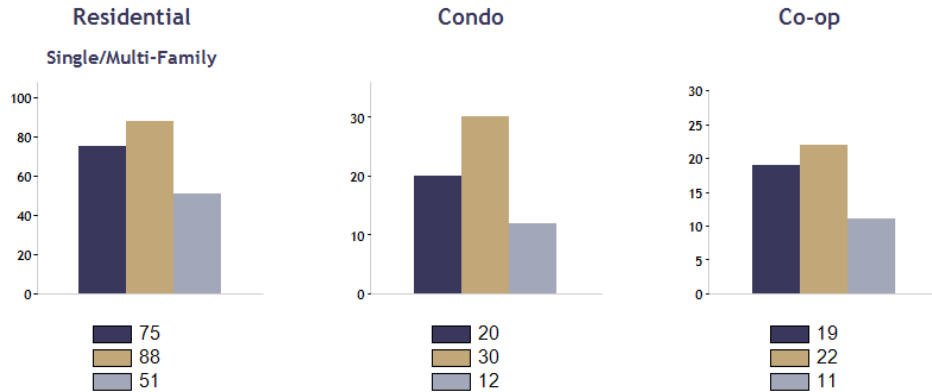
Location: Kings/Brooklyn (County)

Date Range

Sep 2021	Sep 2022	Sep 2023
----------	----------	----------

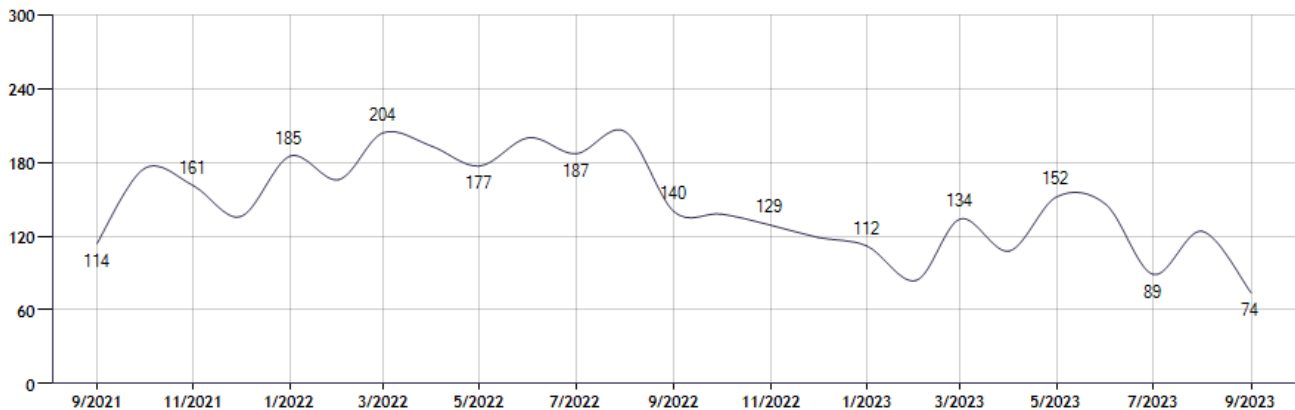
Current Available Inventory - 1,073
Current Median List Price - \$974,998

Residential, Condo, Co-op Properties



Month	Current Year	Prior Year	% Change
Sep-2023	74	140	-47.1
Aug-2023	124	205	-39.5
Jul-2023	89	187	-52.4
Jun-2023	146	200	-27.0
May-2023	152	177	-14.1
Apr-2023	108	193	-44.0
Mar-2023	134	204	-34.3
Feb-2023	84	166	-49.4
Jan-2023	112	185	-39.5
Dec-2022	119	136	-12.5
Nov-2022	129	161	-19.9
Oct-2022	138	175	-21.1

Sold Property Counts for: Location: Kings/Brooklyn (County) (Last 24 Months - Residential, Condo, Co-op Properties)



Note: Information displayed in the data table is compiled by OneKey® MLS and represents a combined total of Residential, Condo, Co-op Properties sales for the selected time frame. Only available data will be displayed. Please note that small data samples will skew the % of change year to year. This information is intended for marketing purposes only. To access more detailed market reports visit <https://www.onekeymls.com/market-statistics>

Pending Sales Counts for:

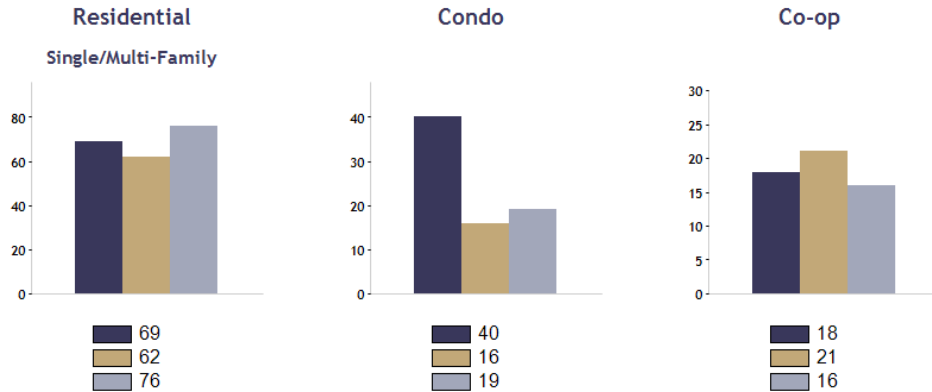
Location: Kings/Brooklyn (County)

Date Range

Sep 2021	Sep 2022	Sep 2023
----------	----------	----------

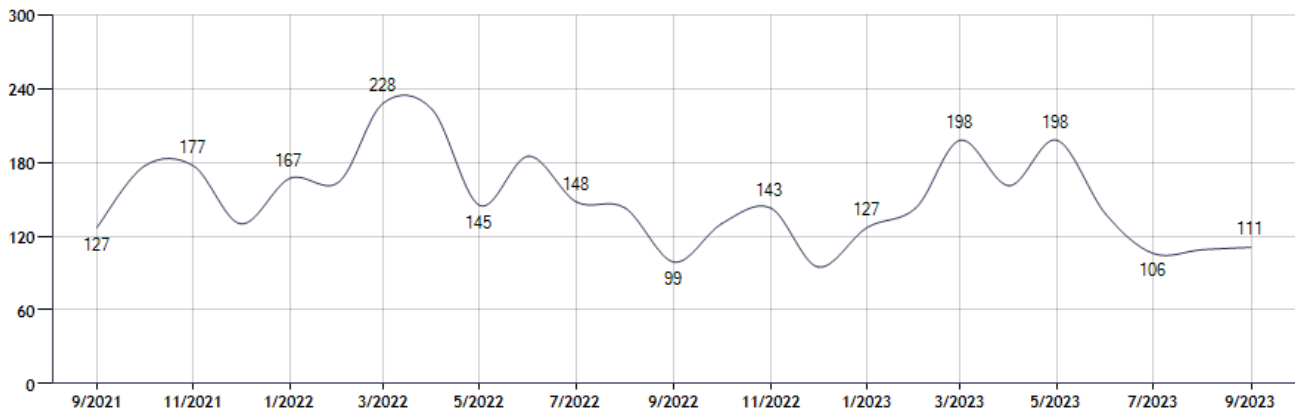
Current Available Inventory - 1,073
Current Median List Price - \$974,998

Residential, Condo, Co-op Properties



Month	Current Year	Prior Year	% Change
Sep-2023	111	99	12.1
Aug-2023	109	143	-23.8
Jul-2023	106	148	-28.4
Jun-2023	138	185	-25.4
May-2023	198	145	36.6
Apr-2023	161	223	-27.8
Mar-2023	198	228	-13.2
Feb-2023	143	164	-12.8
Jan-2023	127	167	-24.0
Dec-2022	95	130	-26.9
Nov-2022	143	177	-19.2
Oct-2022	130	177	-26.6

Pending Sales Counts for: Location: Kings/Brooklyn (County) (Last 24 Months - Residential, Condo, Co-op Properties)



Note: Information displayed in the data table is compiled by OneKey® MLS and represents a combined total of Residential, Condo, Co-op Properties sales for the selected time frame. Only available data will be displayed. Please note that small data samples will skew the % of change year to year. This information is intended for marketing purposes only. To access more detailed market reports visit <https://www.onekeymls.com/market-statistics>