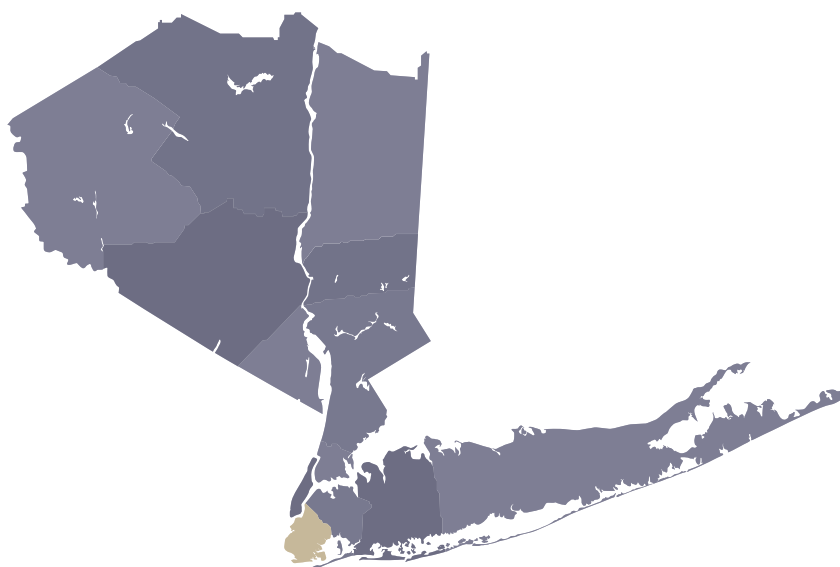


August 2023

Brooklyn reported a residential closed median sale price of \$855,000 in August 2023, a decrease of 4.90% as compared the prior year's figure \$899,000, as reported on the MLS in August 2022. There were 119 closed residential sales transactions and 112 pending transactions reported in August 2023, following 89 closed and 127 pending transactions reported the month prior.



Closed Median Sale Price 2
Pending Median Sale Price 3
Closed Transactions 4
Pending Transactions 5

*Note that Condo Sales reflected in the bar graphs include listings with HOA fees.

Brooklyn offers a wealth of cultural museums, world-class restaurants and bars, a thriving theater and art scene and first-rate housing opportunities. From high-rise apartments, to townhomes, co-ops and condos, Brooklyn has something to suit everyone. Its rich cultural heritage is popular among young professionals looking for an easy commute to Manhattan.

Sold Property Median Price for:

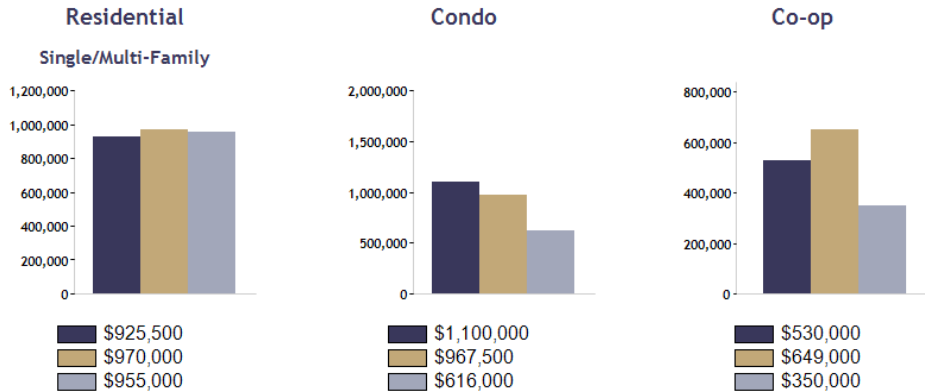
Location: Kings/Brooklyn (County)

Date Range

Aug 2021	Aug 2022	Aug 2023
----------	----------	----------

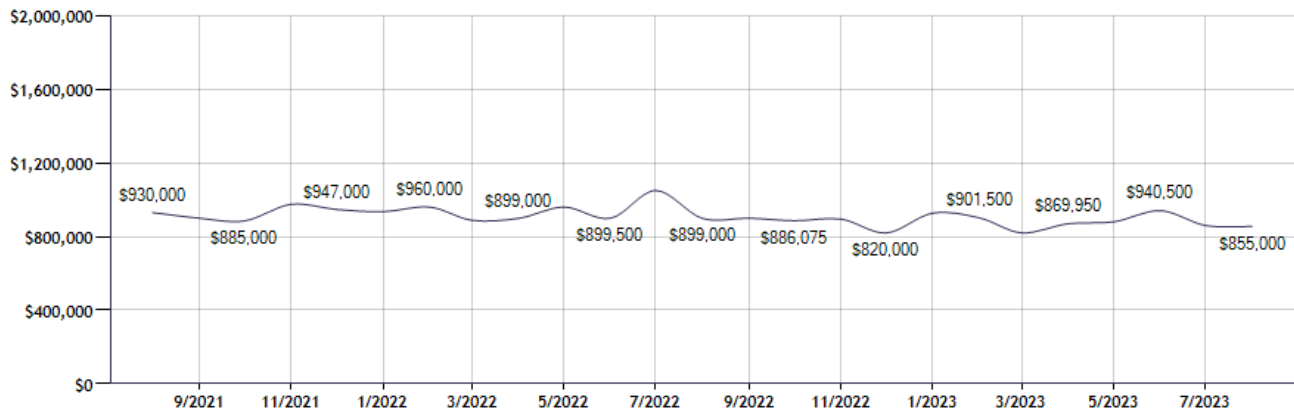
Current Available Inventory - 920
Current Median List Price - \$968,999

Residential, Condo, Co-op Properties



Month	Current Year	Prior Year	% Change
Aug-2023	\$855,000	\$899,000	-4.9
Jul-2023	\$860,000	\$1,050,000	-18.1
Jun-2023	\$940,500	\$899,500	4.6
May-2023	\$880,000	\$960,000	-8.3
Apr-2023	\$869,950	\$899,000	-3.2
Mar-2023	\$820,000	\$888,500	-7.7
Feb-2023	\$901,500	\$960,000	-6.1
Jan-2023	\$927,500	\$935,000	-0.8
Dec-2022	\$820,000	\$947,000	-13.4
Nov-2022	\$895,000	\$975,000	-8.2
Oct-2022	\$886,075	\$885,000	0.1
Sep-2022	\$900,000	\$900,000	0.0

Sold Property Median Price for: Location: Kings/Brooklyn (County) (Last 24 Months - Residential, Condo, Co-op Properties)



Note: Information displayed in the data table is compiled by OneKey® MLS and represents a combined total of Residential, Condo, Co-op Properties sales for the selected time frame. Only available data will be displayed. Please note that small data samples will skew the % of change year to year. This information is intended for marketing purposes only. To access more detailed market reports visit <https://www.onekeymls.com/market-statistics>

Pending Sales Median Price for:

Location: Kings/Brooklyn (County)

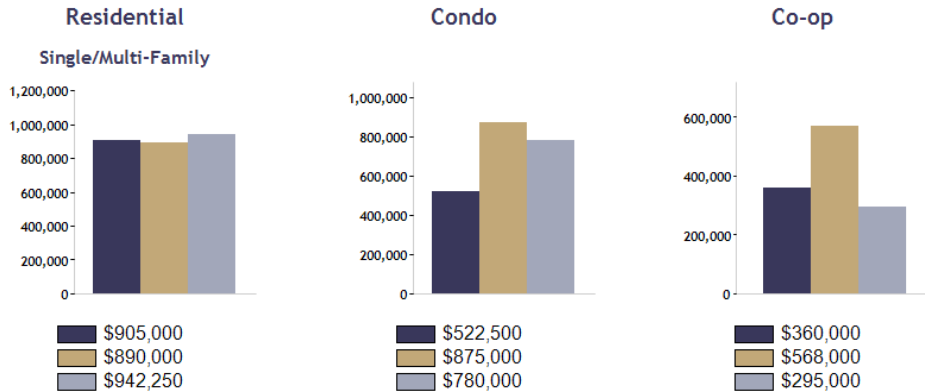
Date Range

Aug 2021	Aug 2022	Aug 2023
----------	----------	----------

Current Available Inventory - 921

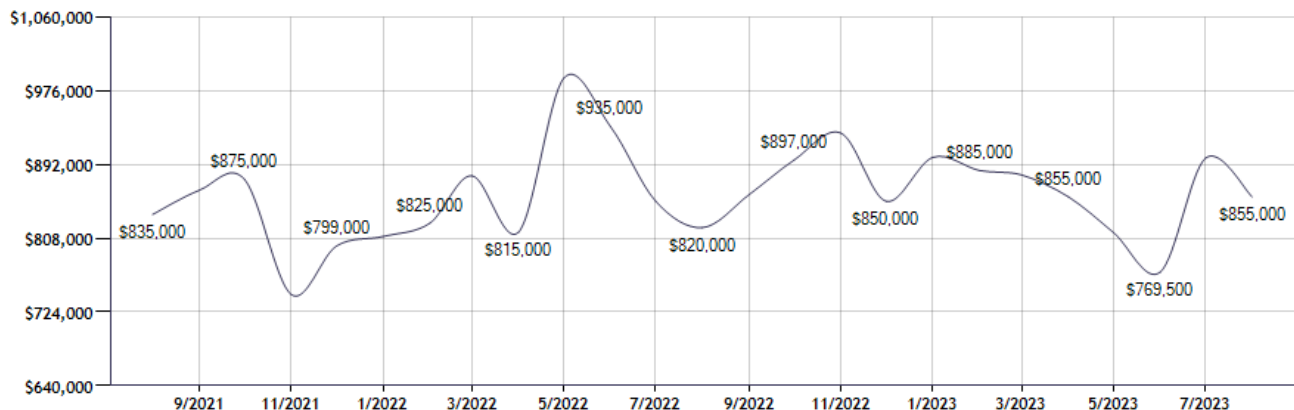
Current Median List Price - \$969,000

Residential, Condo, Co-op Properties



Month	Current Year	Prior Year	% Change
Aug-2023	\$855,000	\$820,000	4.3
Jul-2023	\$899,000	\$850,000	5.8
Jun-2023	\$769,500	\$935,000	-17.7
May-2023	\$814,250	\$990,000	-17.8
Apr-2023	\$855,000	\$815,000	4.9
Mar-2023	\$879,900	\$879,000	0.1
Feb-2023	\$885,000	\$825,000	7.3
Jan-2023	\$900,000	\$810,000	11.1
Dec-2022	\$850,000	\$799,000	6.4
Nov-2022	\$927,500	\$744,000	24.7
Oct-2022	\$897,000	\$875,000	2.5
Sep-2022	\$857,500	\$862,500	-0.6

Pending Sales Median Price for: Location: Kings/Brooklyn (County) (Last 24 Months - Residential, Condo, Co-op Properties)



Note: Information displayed in the data table is compiled by OneKey® MLS and represents a combined total of Residential, Condo, Co-op Properties sales for the selected time frame. Only available data will be displayed. Please note that small data samples will skew the % of change year to year. This information is intended for marketing purposes only. To access more detailed market reports visit <https://www.onekeymls.com/market-statistics>

Sold Property Counts for:

Location: Kings/Brooklyn (County)

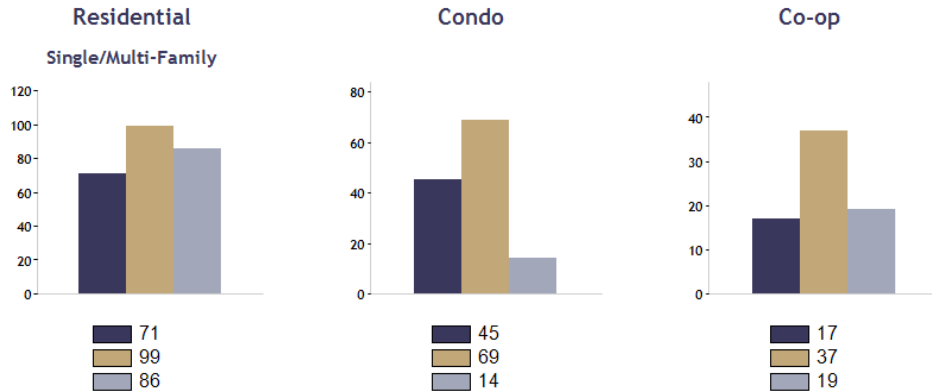
Date Range

Aug 2021	Aug 2022	Aug 2023
----------	----------	----------

Current Available Inventory - 921

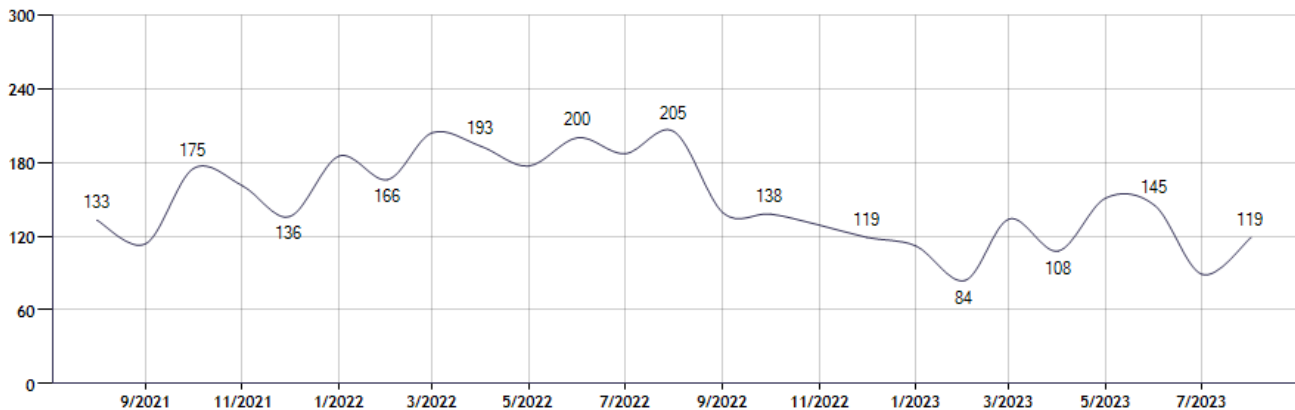
Current Median List Price - \$969,000

Residential, Condo, Co-op Properties



Month	Current Year	Prior Year	% Change
Aug-2023	119	205	-42.0
Jul-2023	89	187	-52.4
Jun-2023	145	200	-27.5
May-2023	151	177	-14.7
Apr-2023	108	193	-44.0
Mar-2023	134	204	-34.3
Feb-2023	84	166	-49.4
Jan-2023	112	185	-39.5
Dec-2022	119	136	-12.5
Nov-2022	129	161	-19.9
Oct-2022	138	175	-21.1
Sep-2022	139	114	21.9

Sold Property Counts for: Location: Kings/Brooklyn (County) (Last 24 Months - Residential, Condo, Co-op Properties)



Note: Information displayed in the data table is compiled by OneKey® MLS and represents a combined total of Residential, Condo, Co-op Properties sales for the selected time frame. Only available data will be displayed. Please note that small data samples will skew the % of change year to year. This information is intended for marketing purposes only. To access more detailed market reports visit <https://www.onekeymls.com/market-statistics>

Pending Sales Counts for:

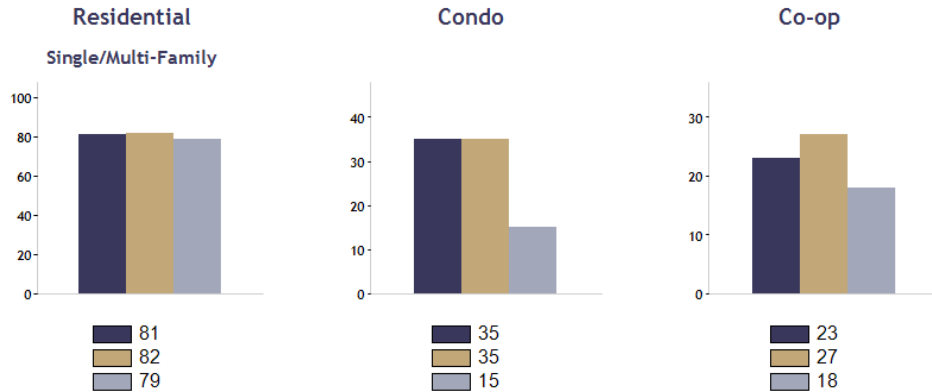
Location: Kings/Brooklyn (County)

Date Range

Aug 2021	Aug 2022	Aug 2023
----------	----------	----------

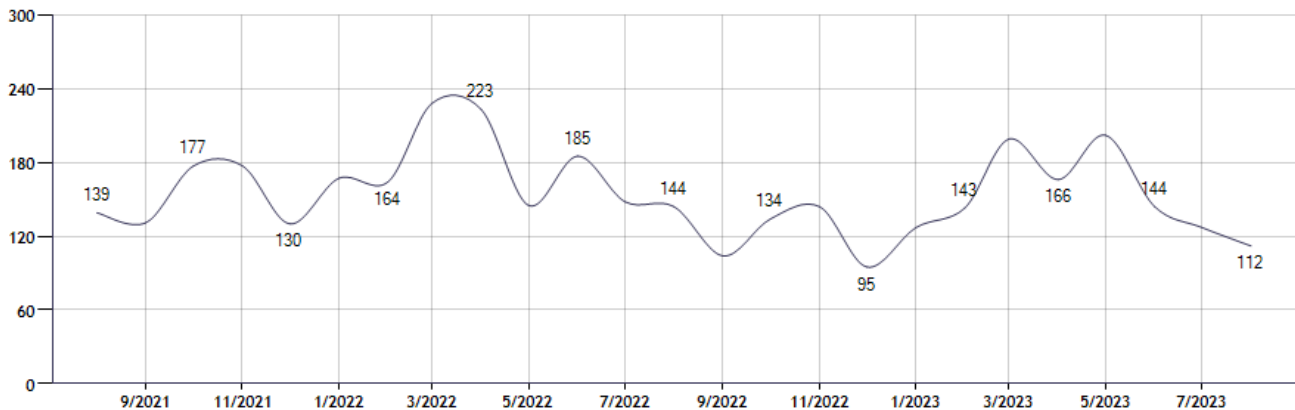
Current Available Inventory - 920
Current Median List Price - \$969,000

Residential, Condo, Co-op Properties



Month	Current Year	Prior Year	% Change
Aug-2023	112	144	-22.2
Jul-2023	127	148	-14.2
Jun-2023	144	185	-22.2
May-2023	202	145	39.3
Apr-2023	166	223	-25.6
Mar-2023	199	228	-12.7
Feb-2023	143	164	-12.8
Jan-2023	127	167	-24.0
Dec-2022	95	130	-26.9
Nov-2022	144	177	-18.6
Oct-2022	134	177	-24.3
Sep-2022	104	131	-20.6

Pending Sales Counts for: Location: Kings/Brooklyn (County) (Last 24 Months - Residential, Condo, Co-op Properties)



Note: Information displayed in the data table is compiled by OneKey® MLS and represents a combined total of Residential, Condo, Co-op Properties sales for the selected time frame. Only available data will be displayed. Please note that small data samples will skew the % of change year to year. This information is intended for marketing purposes only. To access more detailed market reports visit <https://www.onekeymls.com/market-statistics>