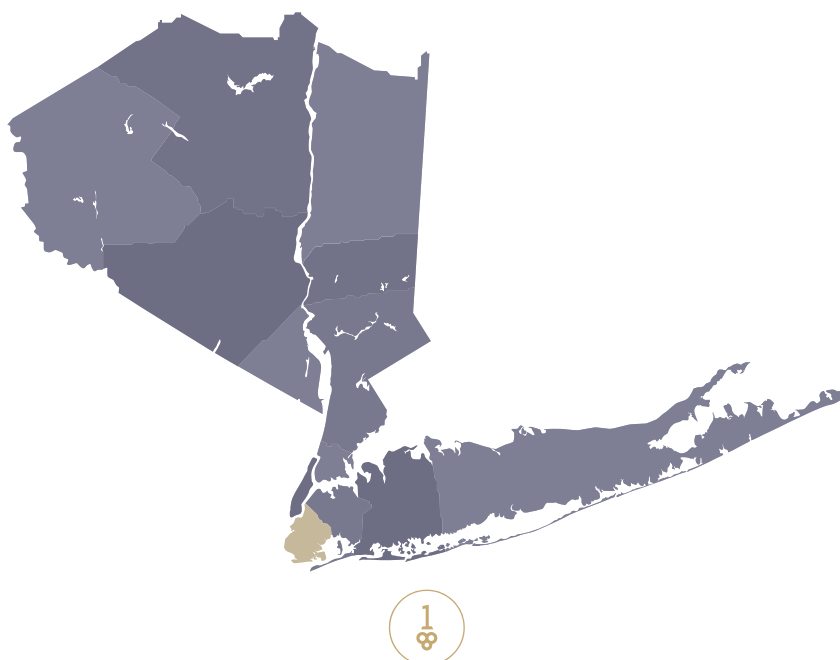


July 2023

Brooklyn reported a residential closed median sales price of \$855,000 in July 2023, a decrease of 18.60% as compared to \$1,050,000, as reported in July 2022. There were 85 closed residential sales transactions and 130 pending transactions reported in July 2023, following 143 closed and 146 pending transactions reported the month prior.



Closed Median Sale Price 2
Pending Median Sale Price 3
Closed Transactions 4
Pending Transactions 5

*Note that Condo Sales reflected in the bar graphs include listings with HOA fees.

Brooklyn offers a wealth of cultural museums, world-class restaurants, a thriving theater and bar scene, and first-rate housing opportunities. From high-rise apartments to townhomes, co-ops, and condos, Brooklyn has something to suit every budget. Its rich cultural heritage is popular among young professionals looking for an easy commute to Manhattan.

Sold Property Median Price for:

Location: Kings/Brooklyn (County)

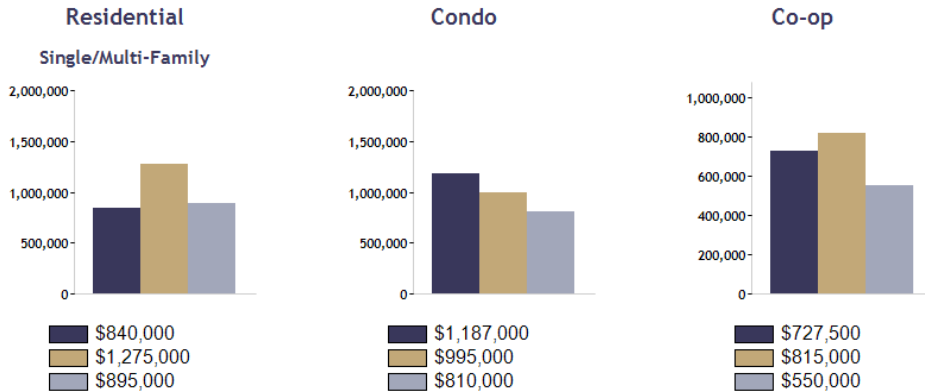
Date Range

Jul 2021	Jul 2022	Jul 2023
----------	----------	----------

Current Available Inventory - 884

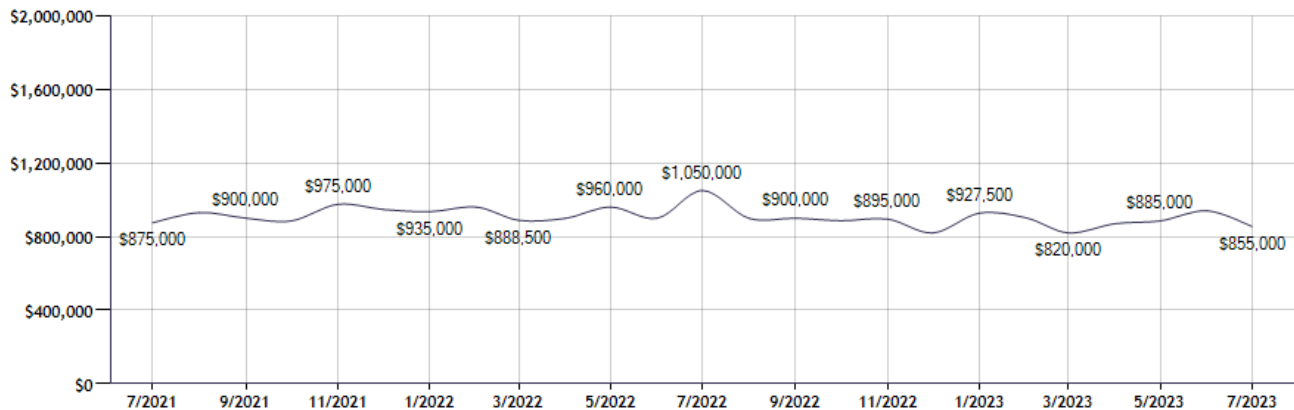
Current Median List Price - \$968,999

Residential, Condo, Co-op Properties



Month	Current Year	Prior Year	% Change
Jul-2023	\$855,000	\$1,050,000	-18.6
Jun-2023	\$940,000	\$899,500	4.5
May-2023	\$885,000	\$960,000	-7.8
Apr-2023	\$869,950	\$899,000	-3.2
Mar-2023	\$820,000	\$888,500	-7.7
Feb-2023	\$901,500	\$960,000	-6.1
Jan-2023	\$927,500	\$935,000	-0.8
Dec-2022	\$820,000	\$947,000	-13.4
Nov-2022	\$895,000	\$975,000	-8.2
Oct-2022	\$886,075	\$885,000	0.1
Sep-2022	\$900,000	\$900,000	0.0
Aug-2022	\$899,000	\$930,000	-3.3

Sold Property Median Price for: Location: Kings/Brooklyn (County) (Last 24 Months - Residential, Condo, Co-op Properties)



Note: Information displayed in the data table is compiled by OneKey® MLS and represents a combined total of Residential, Condo, Co-op Properties sales for the selected time frame. Only available data will be displayed. Please note that small data samples will skew the % of change year to year. This information is intended for marketing purposes only. To access more detailed market reports visit <https://www.onekeymls.com/market-statistics>

Pending Sales Median Price for:

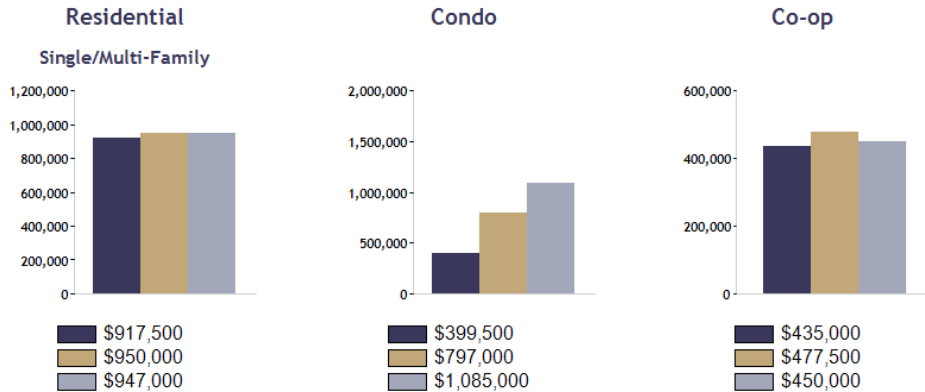
Location: Kings/Brooklyn (County)

Date Range

Jul 2021	Jul 2022	Jul 2023
----------	----------	----------

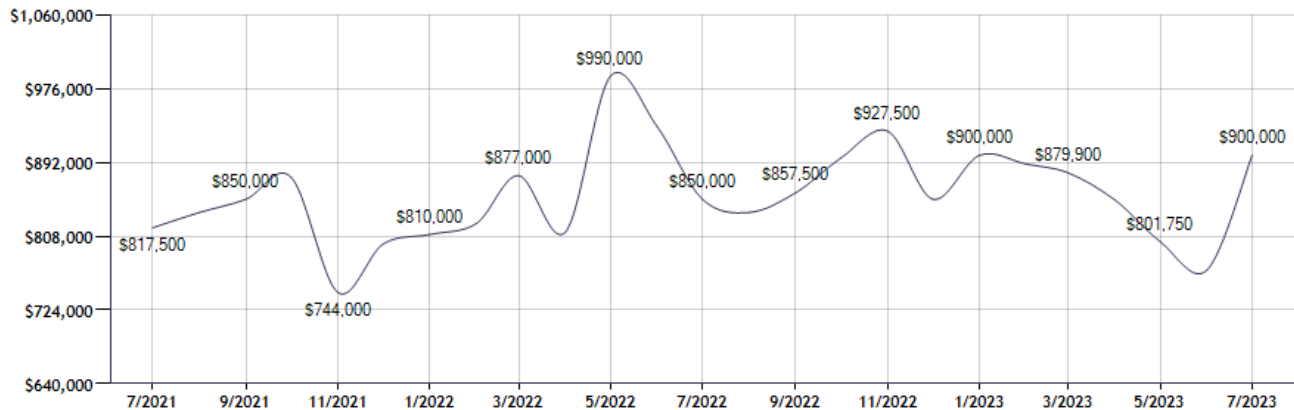
Current Available Inventory - 884
Current Median List Price - \$968,999

Residential, Condo, Co-op Properties



Month	Current Year	Prior Year	% Change
Jul-2023	\$900,000	\$850,000	5.9
Jun-2023	\$769,500	\$932,500	-17.5
May-2023	\$801,750	\$990,000	-19.0
Apr-2023	\$849,000	\$812,500	4.5
Mar-2023	\$879,900	\$877,000	0.3
Feb-2023	\$890,000	\$822,500	8.2
Jan-2023	\$900,000	\$810,000	11.1
Dec-2022	\$850,000	\$799,000	6.4
Nov-2022	\$927,500	\$744,000	24.7
Oct-2022	\$897,000	\$875,000	2.5
Sep-2022	\$857,500	\$850,000	0.9
Aug-2022	\$835,000	\$835,000	0.0

Pending Sales Median Price for: Location: Kings/Brooklyn (County) (Last 24 Months - Residential, Condo, Co-op Properties)



Note: Information displayed in the data table is compiled by OneKey® MLS and represents a combined total of Residential, Condo, Co-op Properties sales for the selected time frame. Only available data will be displayed. Please note that small data samples will skew the % of change year to year. This information is intended for marketing purposes only. To access more detailed market reports visit <https://www.onekeymls.com/market-statistics>

Sold Property Counts for:

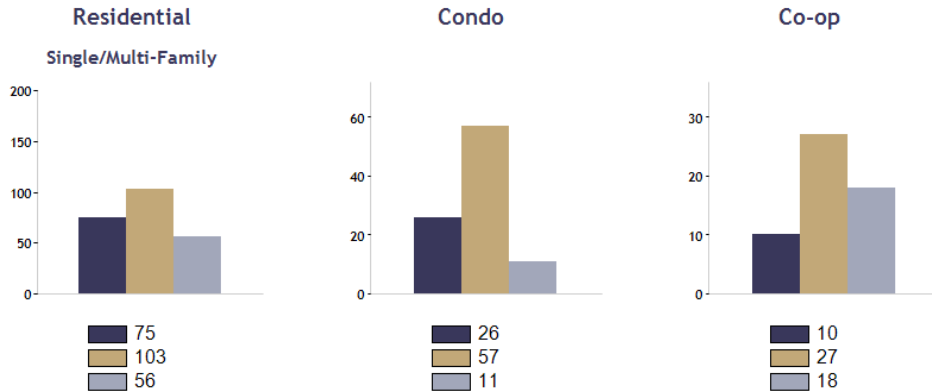
Location: Kings/Brooklyn (County)

Date Range

Jul 2021	Jul 2022	Jul 2023
----------	----------	----------

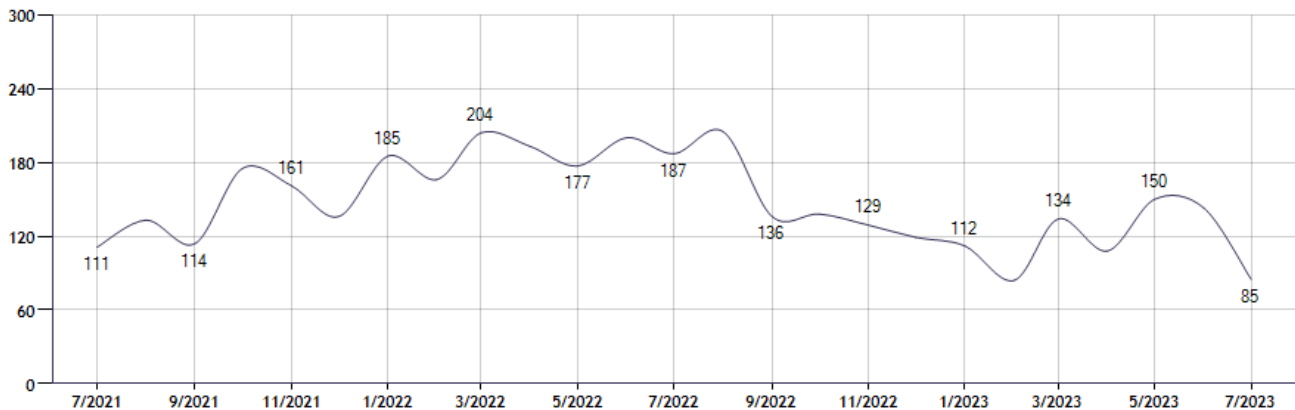
Current Available Inventory - 884
Current Median List Price - \$968,999

Residential, Condo, Co-op Properties



Month	Current Year	Prior Year	% Change
Jul-2023	85	187	-54.5
Jun-2023	143	200	-28.5
May-2023	150	177	-15.3
Apr-2023	108	193	-44.0
Mar-2023	134	204	-34.3
Feb-2023	84	166	-49.4
Jan-2023	112	185	-39.5
Dec-2022	119	136	-12.5
Nov-2022	129	161	-19.9
Oct-2022	138	175	-21.1
Sep-2022	136	114	19.3
Aug-2022	205	133	54.1

Sold Property Counts for: Location: Kings/Brooklyn (County) (Last 24 Months - Residential, Condo, Co-op Properties)



Note: Information displayed in the data table is compiled by OneKey® MLS and represents a combined total of Residential, Condo, Co-op Properties sales for the selected time frame. Only available data will be displayed. Please note that small data samples will skew the % of change year to year. This information is intended for marketing purposes only. To access more detailed market reports visit <https://www.onekeymls.com/market-statistics>

Pending Sales Counts for:

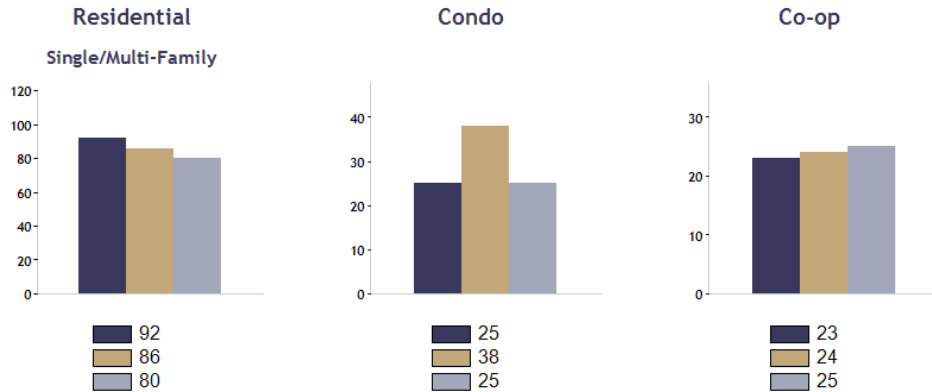
Location: Kings/Brooklyn (County)

Date Range

Jul 2021	Jul 2022	Jul 2023
----------	----------	----------

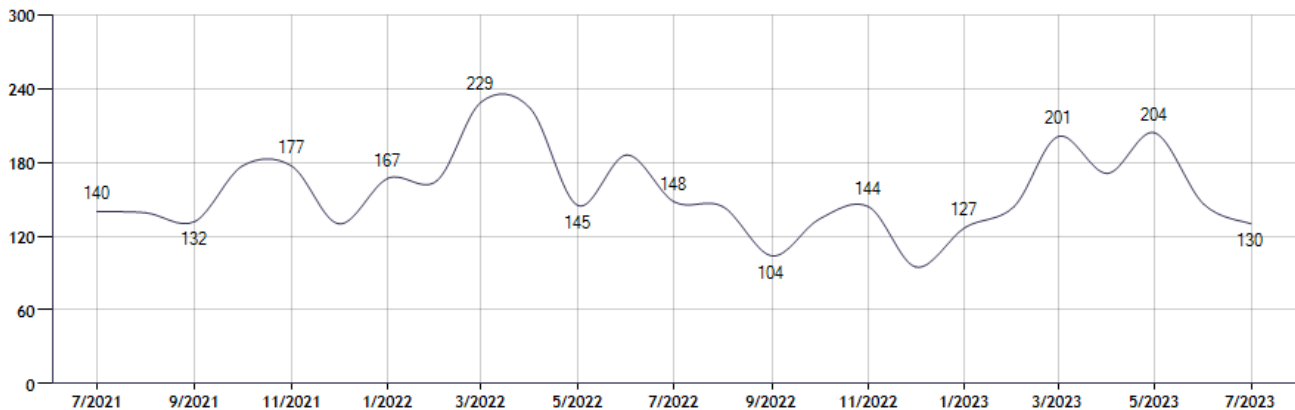
Current Available Inventory - 884
Current Median List Price - \$968,999

Residential, Condo, Co-op Properties



Month	Current Year	Prior Year	% Change
Jul-2023	130	148	-12.2
Jun-2023	146	186	-21.5
May-2023	204	145	40.7
Apr-2023	171	224	-23.7
Mar-2023	201	229	-12.2
Feb-2023	144	165	-12.7
Jan-2023	127	167	-24.0
Dec-2022	95	130	-26.9
Nov-2022	144	177	-18.6
Oct-2022	134	177	-24.3
Sep-2022	104	132	-21.2
Aug-2022	144	139	3.6

Pending Sales Counts for: Location: Kings/Brooklyn (County) (Last 24 Months - Residential, Condo, Co-op Properties)



Note: Information displayed in the data table is compiled by OneKey® MLS and represents a combined total of Residential, Condo, Co-op Properties sales for the selected time frame. Only available data will be displayed. Please note that small data samples will skew the % of change year to year. This information is intended for marketing purposes only. To access more detailed market reports visit <https://www.onekeymls.com/market-statistics>