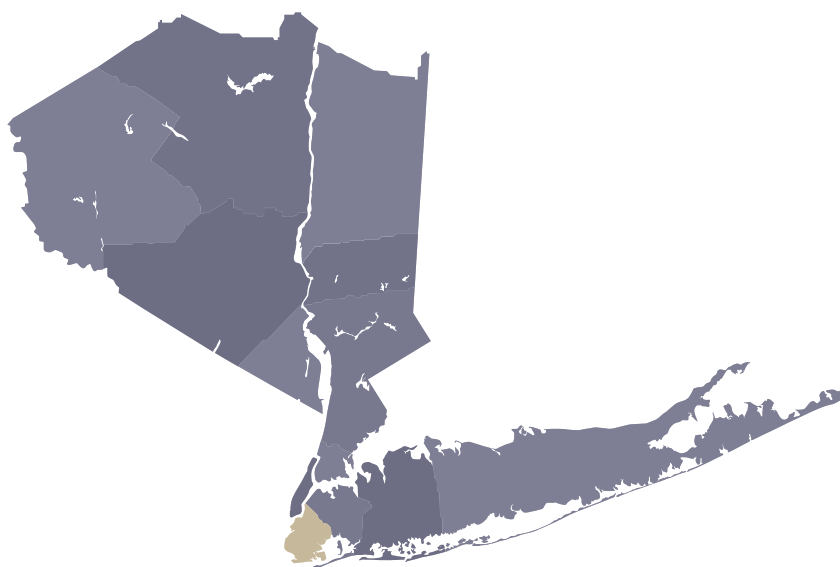


May 2023

Brooklyn reported a residential closed median sales price of \$895,000 in May 2023, a decrease of 6.80% as compared to \$960,000 reported in May 2022. There were 143 closed residential sales transactions and 288 pending transactions reported in May 2023, following 107 closed and 203 pending transactions reported the month prior.



Closed Median Sale Price 2
Pending Median Sale Price 3
Closed Transactions 4
Pending Transactions 5

*Note that Condo Sales reflected in the bar graphs include listings with HOA fees.

Brooklyn offers a wealth of cultural museums, world-class restaurants, a thriving theater and bar scene, and first-rate housing opportunities. From high-rise apartments to townhomes, co-ops, and condos, Brooklyn has something to suit every budget. Its rich cultural heritage is popular among young professionals looking for an easy commute to Manhattan.

Sold Property Median Price for:

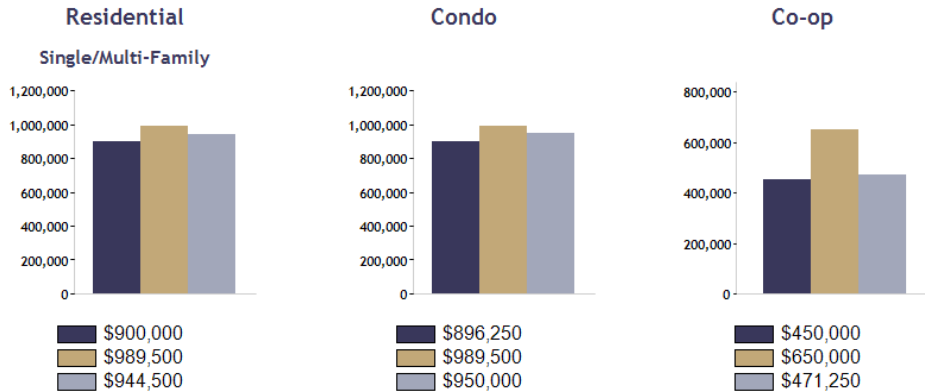
Location: Kings/Brooklyn (County)

Date Range

May 2021	May 2022	May 2023
----------	----------	----------

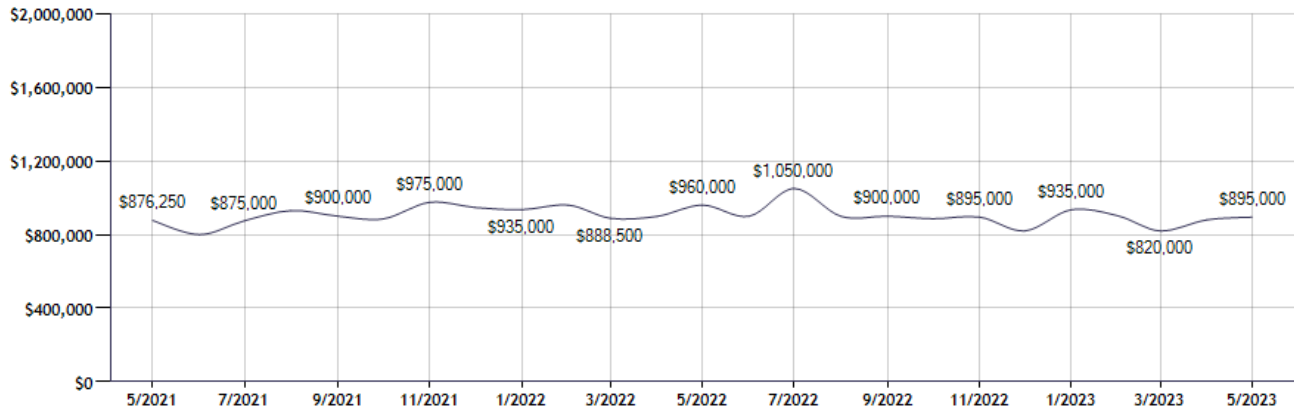
Current Available Inventory - 1,118
Current Median List Price - \$999,999

Residential, Condo, Co-op Properties



Month	Current Year	Prior Year	% Change
May-2023	\$895,000	\$960,000	-6.8
Apr-2023	\$879,900	\$899,000	-2.1
Mar-2023	\$820,000	\$888,500	-7.7
Feb-2023	\$901,500	\$960,000	-6.1
Jan-2023	\$935,000	\$935,000	0.0
Dec-2022	\$820,000	\$947,000	-13.4
Nov-2022	\$895,000	\$975,000	-8.2
Oct-2022	\$886,075	\$885,000	0.1
Sep-2022	\$900,000	\$900,000	0.0
Aug-2022	\$899,000	\$930,000	-3.3
Jul-2022	\$1,050,000	\$875,000	20.0
Jun-2022	\$899,500	\$800,000	12.4

Sold Property Median Price for: Location: Kings/Brooklyn (County) (Last 24 Months - Residential, Condo, Co-op Properties)



Note: Information displayed in the data table is compiled by OneKey® MLS and represents a combined total of Residential, Condo, Co-op Properties sales for the selected time frame. Only available data will be displayed. Please note that small data samples will skew the % of change year to year. This information is intended for marketing purposes only. To access more detailed market reports visit <https://www.onekeymls.com/market-statistics>

Pending Sales Median Price for:

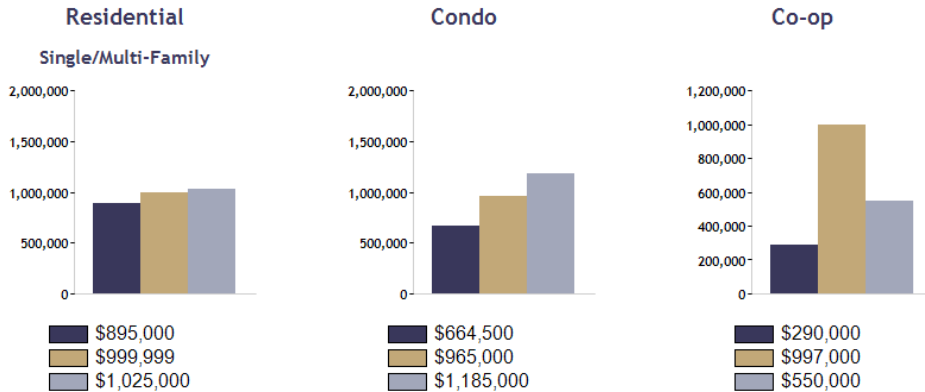
Location: Kings/Brooklyn (County)

Date Range

May 2021	May 2022	May 2023
----------	----------	----------

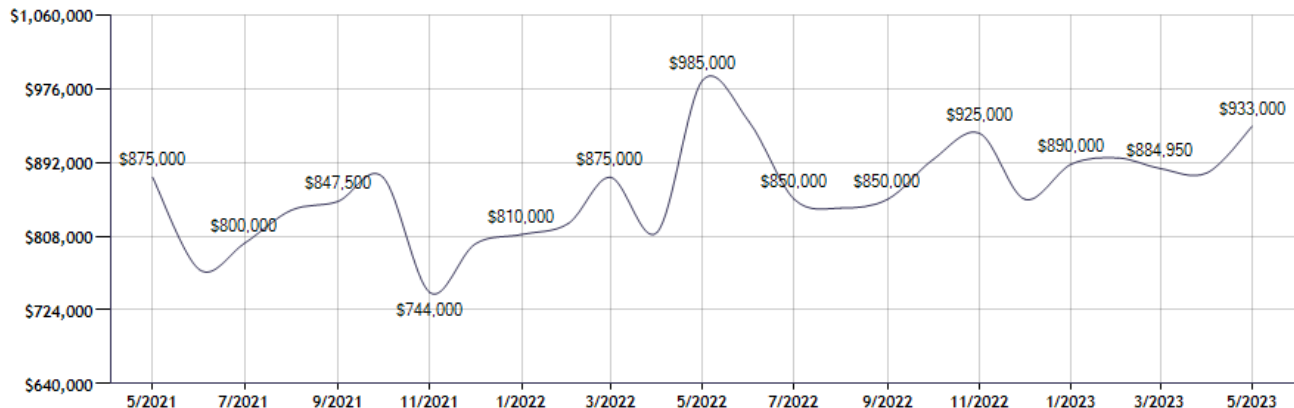
Current Available Inventory - 1,119
Current Median List Price - \$999,999

Residential, Condo, Co-op Properties



Month	Current Year	Prior Year	% Change
May-2023	\$933,000	\$985,000	-5.3
Apr-2023	\$880,000	\$812,500	8.3
Mar-2023	\$884,950	\$875,000	1.1
Feb-2023	\$897,000	\$822,500	9.1
Jan-2023	\$890,000	\$810,000	9.9
Dec-2022	\$850,000	\$799,000	6.4
Nov-2022	\$925,000	\$744,000	24.3
Oct-2022	\$895,000	\$875,000	2.3
Sep-2022	\$850,000	\$847,500	0.3
Aug-2022	\$840,000	\$837,500	0.3
Jul-2022	\$850,000	\$800,000	6.3
Jun-2022	\$938,000	\$770,000	21.8

Pending Sales Median Price for: Location: Kings/Brooklyn (County) (Last 24 Months - Residential, Condo, Co-op Properties)



Note: Information displayed in the data table is compiled by OneKey® MLS and represents a combined total of Residential, Condo, Co-op Properties sales for the selected time frame. Only available data will be displayed. Please note that small data samples will skew the % of change year to year. This information is intended for marketing purposes only. To access more detailed market reports visit <https://www.onekeymls.com/market-statistics>

Sold Property Counts for:

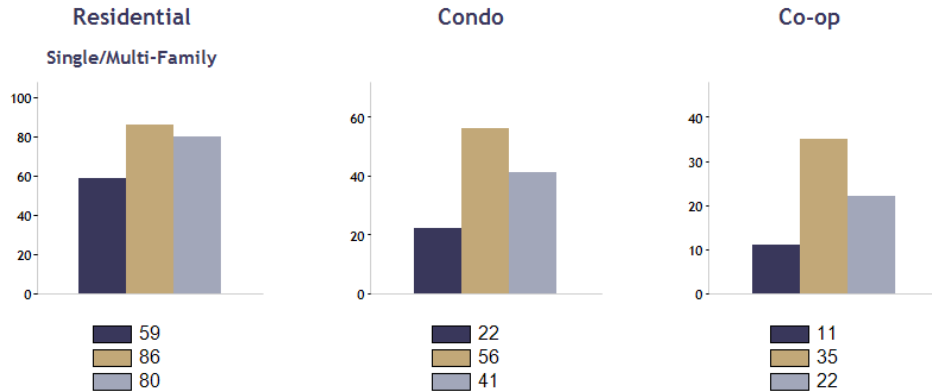
Location: Kings/Brooklyn (County)

Date Range

May 2021	May 2022	May 2023
----------	----------	----------

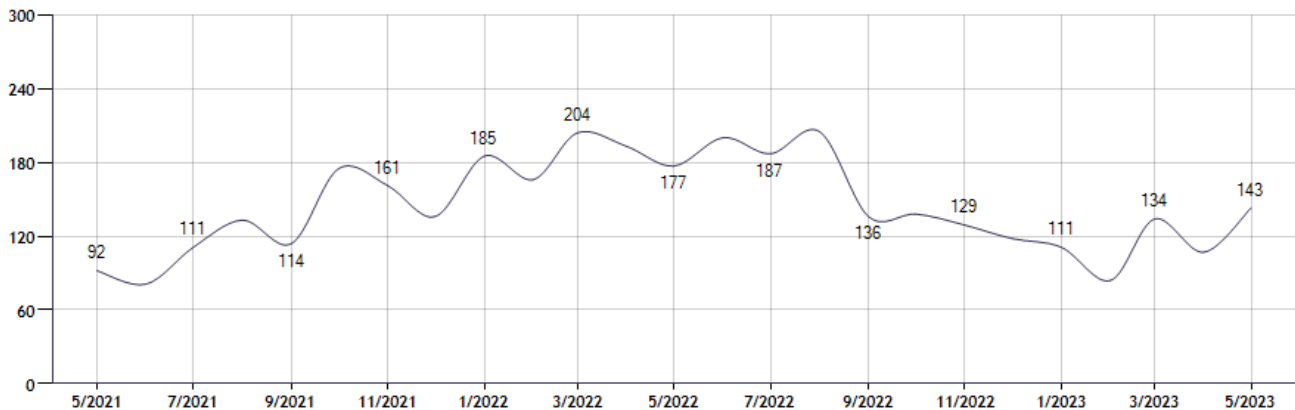
Current Available Inventory - 1,118
Current Median List Price - \$999,999

Residential, Condo, Co-op Properties



Month	Current Year	Prior Year	% Change
May-2023	143	177	-19.2
Apr-2023	107	193	-44.6
Mar-2023	134	204	-34.3
Feb-2023	84	166	-49.4
Jan-2023	111	185	-40.0
Dec-2022	118	136	-13.2
Nov-2022	129	161	-19.9
Oct-2022	138	175	-21.1
Sep-2022	136	114	19.3
Aug-2022	205	133	54.1
Jul-2022	187	111	68.5
Jun-2022	200	81	146.9

Sold Property Counts for: Location: Kings/Brooklyn (County) (Last 24 Months - Residential, Condo, Co-op Properties)



Note: Information displayed in the data table is compiled by OneKey® MLS and represents a combined total of Residential, Condo, Co-op Properties sales for the selected time frame. Only available data will be displayed. Please note that small data samples will skew the % of change year to year. This information is intended for marketing purposes only. To access more detailed market reports visit <https://www.onekeymls.com/market-statistics>

Pending Sales Counts for:

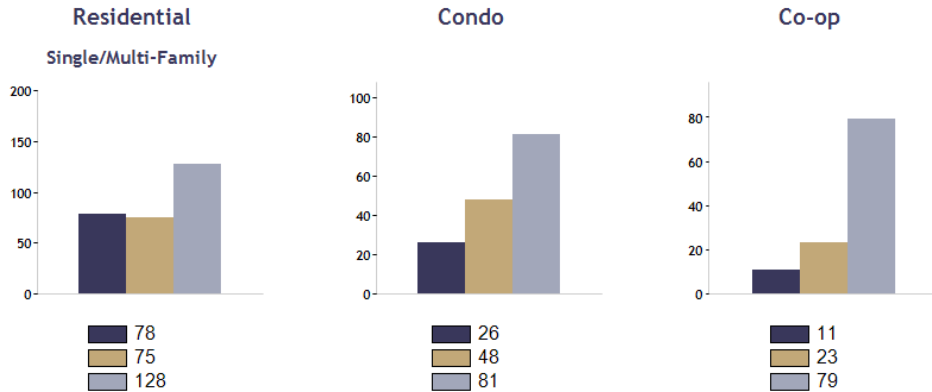
Location: Kings/Brooklyn (County)

Date Range

May 2021	May 2022	May 2023
----------	----------	----------

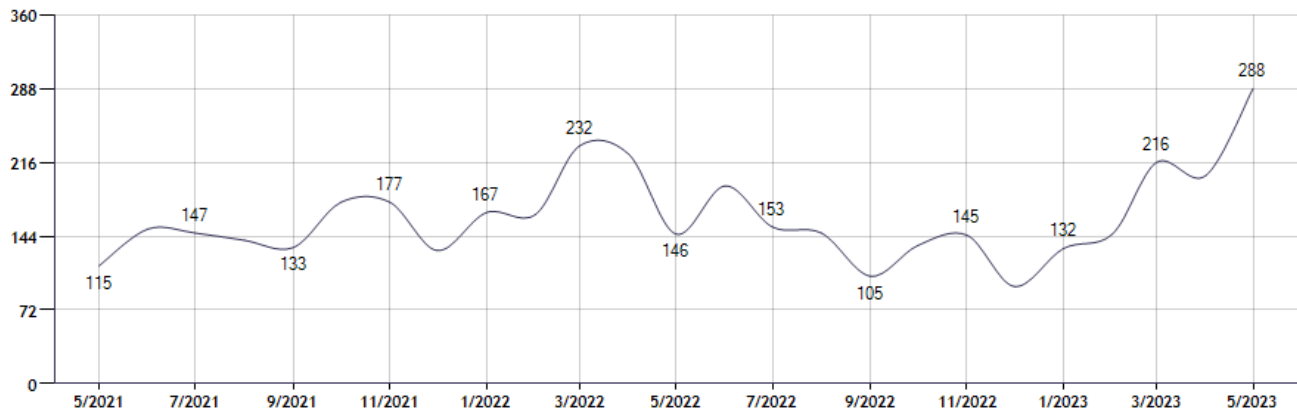
Current Available Inventory - 1,119
Current Median List Price - \$999,999

Residential, Condo, Co-op Properties



Month	Current Year	Prior Year	% Change
May-2023	288	146	97.3
Apr-2023	203	224	-9.4
Mar-2023	216	232	-6.9
Feb-2023	146	165	-11.5
Jan-2023	132	167	-21.0
Dec-2022	95	130	-26.9
Nov-2022	145	177	-18.1
Oct-2022	135	177	-23.7
Sep-2022	105	133	-21.1
Aug-2022	147	140	5.0
Jul-2022	153	147	4.1
Jun-2022	193	151	27.8

Pending Sales Counts for: Location: Kings/Brooklyn (County) (Last 24 Months - Residential, Condo, Co-op Properties)



Note: Information displayed in the data table is compiled by OneKey® MLS and represents a combined total of Residential, Condo, Co-op Properties sales for the selected time frame. Only available data will be displayed. Please note that small data samples will skew the % of change year to year. This information is intended for marketing purposes only. To access more detailed market reports visit <https://www.onekeymls.com/market-statistics>