

**INSTRUCTION MANUAL**



**OVERVIEW**

This manual includes instructions for small, large, and ultimate bundles:

- If you only purchased a small bundle, only view the instructions on **PAGE 2**.
- For the large bundle, view instructions on **PAGE 2 AND PAGE 3**.
- For the ultimate bundle, view **ALL PAGES** of this manual for assembly guidelines.

All items in each bundle are pre-printed, pre-cut, and pre-taped for ease of use. Simply pop the pieces out from their sheets and follow the instructions to fold and tape correctly.

Depending on the size, each display will require up to 3 standees (with additional stabilizing seams when necessary) to assemble and secure the item properly. All of these pieces are included in your bundles and labeled appropriately to match to the corresponding display. The provided seam stabilizers can be used at your discretion as you see fit to provide additional support. However, we do have illustrated suggestions on our diagrams for guidance.

Standalone items that do not have standees, seam stabilizers, or specific instructions will be labeled **POP AND PLACE** in this manual. You have full creative freedom on how and where these items can be used.

**CAUTION:** Each bundle is designed to accommodate for assembly that is less time consuming while being easy and safe to put together. Please note that the material used can be sharp along the corners or the cut where you pop individual pieces from the sheets. Please exercise caution when handling this material.

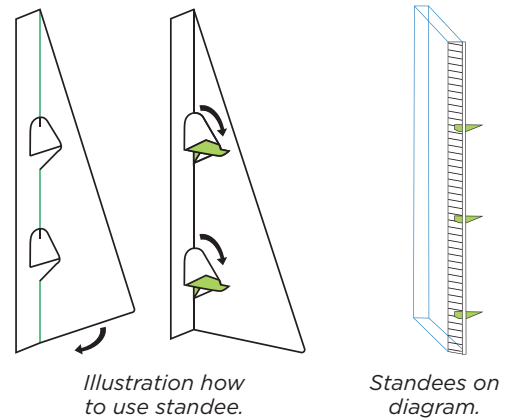
**HOW TO USE STANDEES**

*See Illustrated Graphic on the Right.*

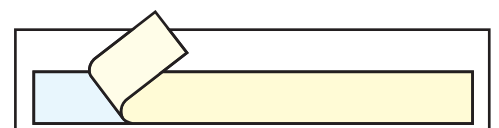
Fold 90 degrees along the vertical line marked

Fold down the tabs. Tabs will slot onto the inside edge of the triangle.

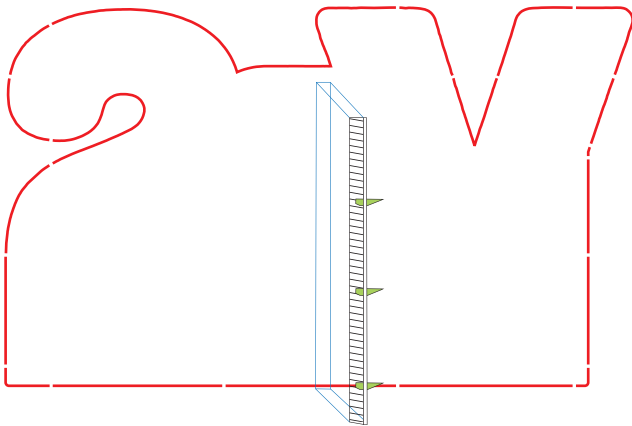
Remove backing from tape and adhere to back of standee. Note that some standees may have crease and fold lines. Seam stabilizer pieces will be provided for additional support as needed.



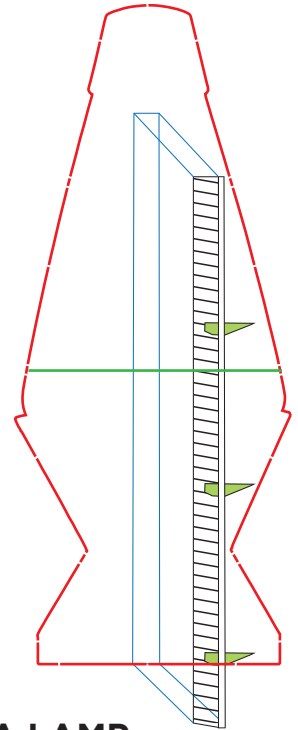
Seam Stabilizer Pieces



# SMALL BUNDLE



**VBS LAVA LAMP LETTERS**  
28" X 46"  
Requires 1 Standee



**LARGE LAVA LAMP**  
84" X 35"  
Requires 1 Standee



**"SHINE BRIGHT" NEON SIGN**  
30" X 46"  
Pop and Place



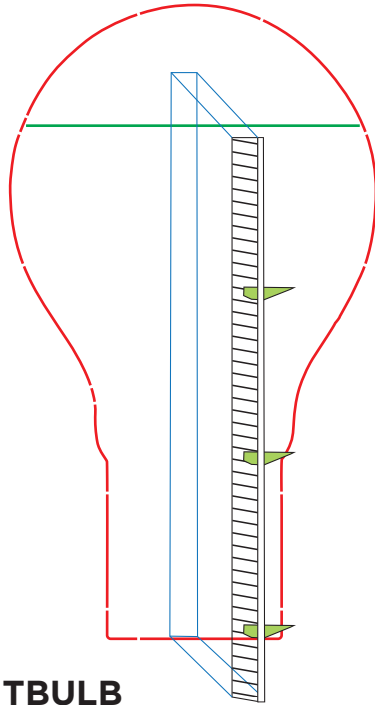
**DISCO BALL**  
43" x 44"  
Pop and Place



**7 COLORED LIGHTBULBS**  
Misc. Sizes  
Pop and Place

# LARGE BUNDLE

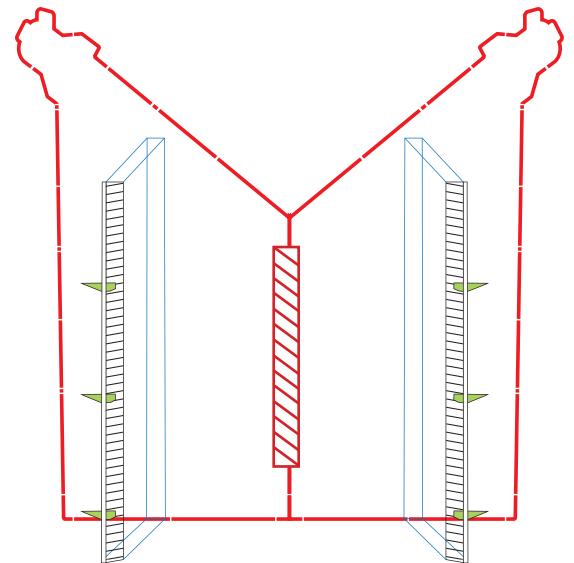
The large bundle includes everything in the small bundle **PLUS** the following:



**COLORFUL LIGHTBULB**

56.5" X 33"

Requires 1 Standee



**SPOTLIGHTS OF COLOR**

86" X 92.5"

Requires 2 Standees  
& Stabilizing Seams



**JESUS IS THE LIGHT NEON SIGN**

28" X 40"

Pop and Place



**8 NEON FOOD SIGNS**

Misc. Sizes

Pop and Place



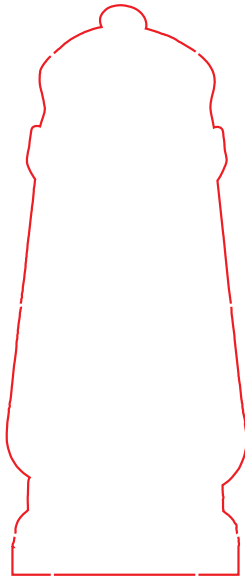
**SNACKS NEON SIGN**

25" X 47.5"

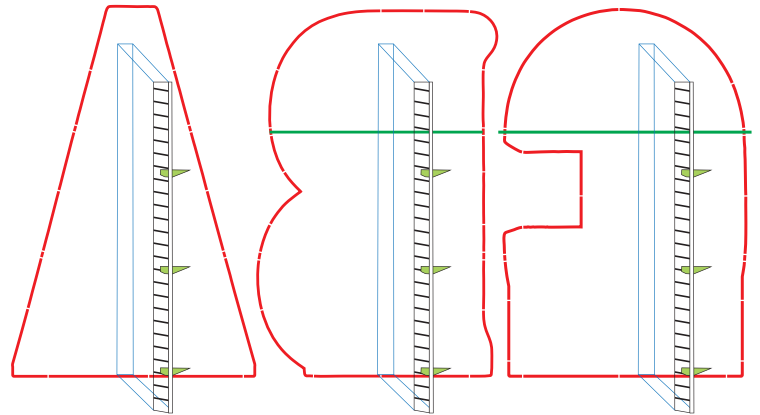
Pop and Place

# ULTIMATE BUNDLE

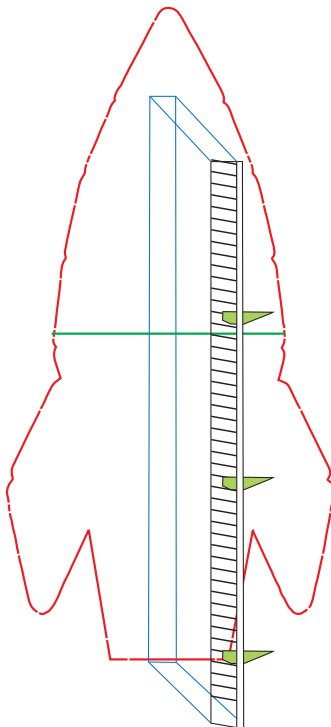
The large bundle includes everything in the small & large bundle **PLUS** the following:




**LANTERN**  
45" X 19"  
Pop and Place



**ABC LETTERS**  
70.5" X 46" Each  
Requires 1 Standee Each



**MAGNETIC TILES ROCKET SHIP**  
90" X 45"  
Requires 1 Standee



**6 LAVA LAMPS**  
Misc. Sizes  
Pop and Place