

INSTRUCTION MANUAL

GREEN



PASTURES

OVERVIEW

This manual includes instructions for small, large, and ultimate bundles:

- If you only purchased a small bundle, only view the instructions on **PAGE 2**.
- For the large bundle, view instructions on **PAGE 2 AND PAGE 3**.
- For the ultimate bundle, view **ALL PAGES** of this manual for assembly guidelines.

All items in each bundle are pre-printed, pre-cut, and pre-taped for ease of use. Simply pop the pieces out from their sheets and follow the instructions to fold and tape correctly.

Depending on the size, each display will require up to 3 standees (with additional stabilizing seams when necessary) to assemble and secure the item properly. All of these pieces are included in your bundles and labeled appropriately to match to the corresponding display. The provided seam stabilizers can be used at your discretion as you see fit to provide additional support. However, we do have illustrated suggestions on our diagrams for guidance.

Standalone items that do not have standees, seam stabilizers, or specific instructions will be labeled **POP AND PLACE** in this manual. You have full creative freedom on how and where these items can be used.

CAUTION: Each bundle is designed to accommodate for assembly that is less time consuming while being easy and safe to put together. Please note that the material used can be sharp along the corners or the cut where you pop individual pieces from the sheets. Please exercise caution when handling this material.

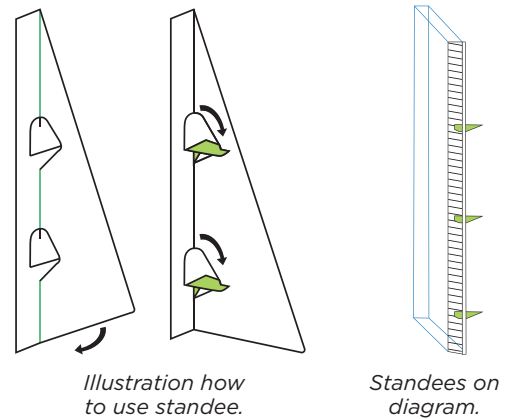
HOW TO USE STANDEES

See Illustrated Graphic on the Right.


Fold 90 degrees along the vertical line marked

Fold down the tabs. Tabs will slot onto the inside edge of the triangle.

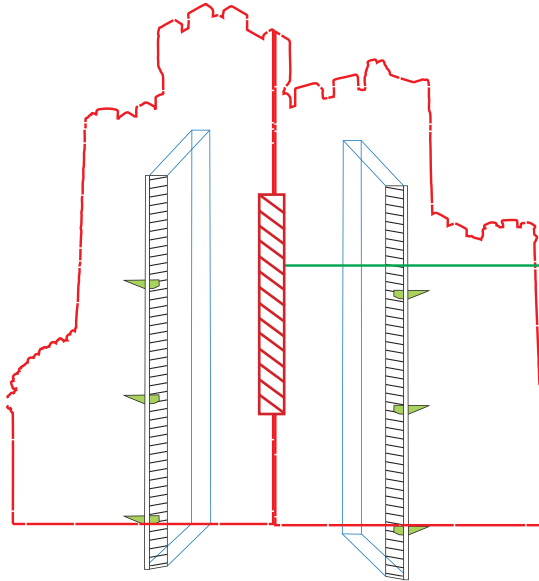
Remove backing from tape and adhere to back of standee. Note that some standees may have crease and fold lines. Seam stabilizer pieces will be provided for additional support as needed.



Seam Stabilizer Pieces

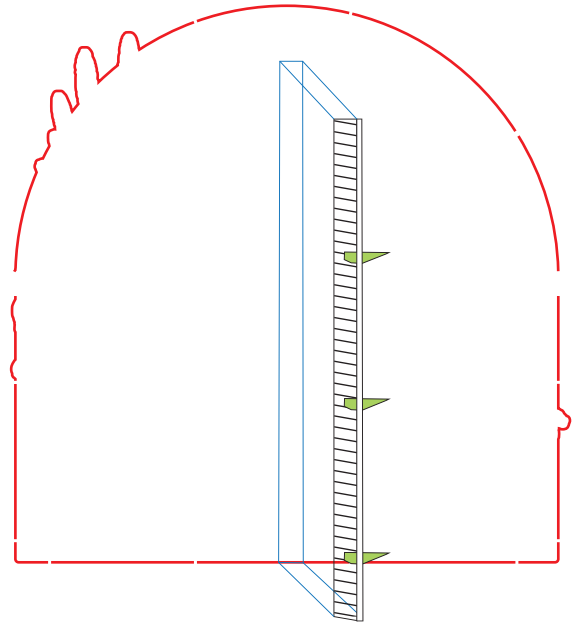


SMALL BUNDLE



CASTLE
93" X 91"
Requires 2
Standees and
Stabilizing Seam

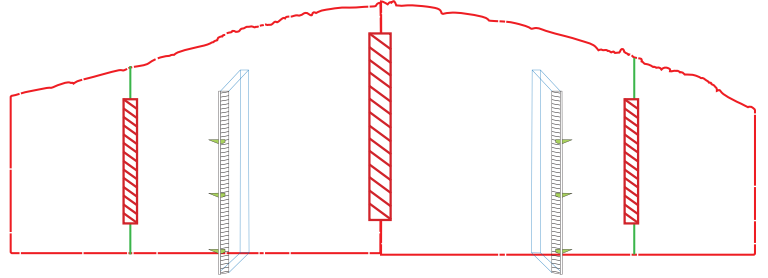
**ROCK &
SHEPHERD'S
STAFF**
47" x 47"
Requires a
Single Standee



4 SHEEP DISPLAYS
Misc. Sizes
Pop and Place

LARGE BUNDLE

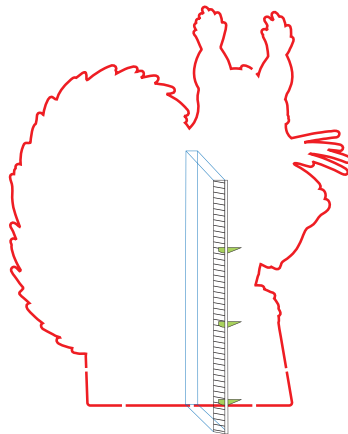
The large bundle includes everything in the small bundle **PLUS** the following:



STONE BRIDGE

46" X 135.5"

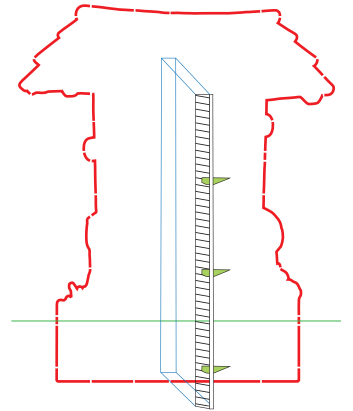
Requires 2 Standees & Stabilizer Seams



RORY THE RED SQUIRREL

27" X 23"

Requires 1 Standee



WATERING WELL

55" X 46"

Requires 1 Standee



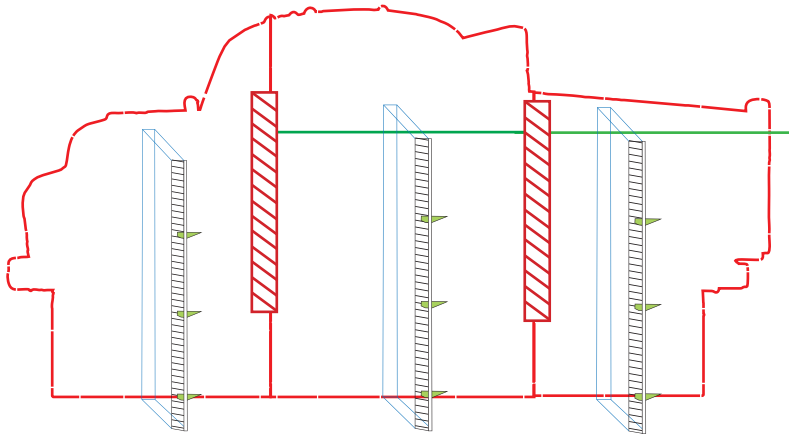
7 SHEEP

Misc. Sizes

Pop and Place

ULTIMATE BUNDLE

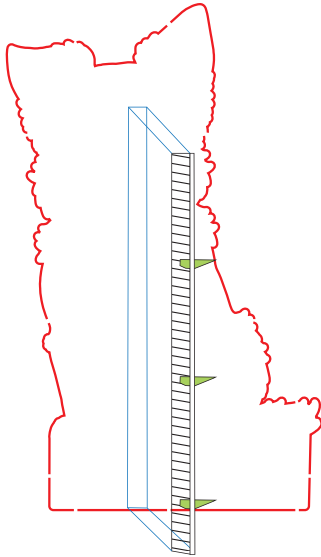
The large bundle includes everything in the small & large bundle **PLUS** the following:



OLD BLUE TRUCK

68" X 135.5"

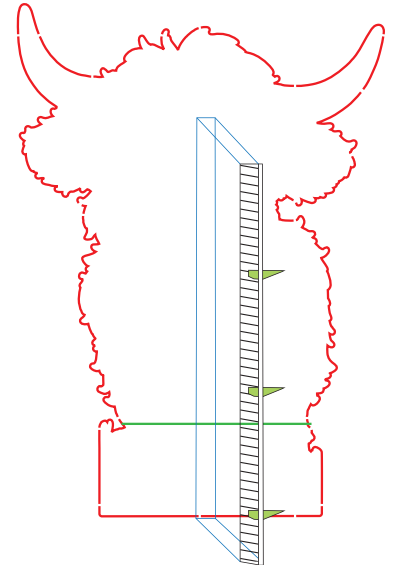
Requires 3 standees & stabilizing seams



SHAMROCK THE SHEEPDOG

36" X 22"

Requires 1 Standee



DAISY THE HIGHLAND COW

58" X 41"

Requires 1 Standee



6 RED SQUIRRELS

Misc. Sizes

Pop and Place