

INSTRUCTION MANUAL



OVERVIEW

This manual includes instructions for small, large, and ultimate bundles:

- If you only purchased a small bundle, only view the instructions on **PAGE 2**.
- For the large bundle, view instructions on **PAGE 2 AND PAGE 3**.
- For the ultimate bundle, view **ALL PAGES** of this manual for assembly guidelines.

All items in each bundle are pre-printed, pre-cut, and pre-taped for ease of use. Simply pop the pieces out from their sheets and follow the instructions to fold and tape correctly.

Depending on the size, each display will require up to 3 standees (with additional stabilizing seams when necessary) to assemble and secure the item properly. All of these pieces are included in your bundles and labeled appropriately to match to the corresponding display. The provided seam stabilizers can be used at your discretion as you see fit to provide additional support. However, we do have illustrated suggestions on our diagrams for guidance.

Standalone items that do not have standees, seam stabilizers, or specific instructions will be labeled **POP AND PLACE** in this manual. You have full creative freedom on how and where these items can be used.

CAUTION: Each bundle is designed to accommodate for assembly that is less time consuming while being easy and safe to put together. Please note that the material used can be sharp along the corners or the cut where you pop individual pieces from the sheets. Please exercise caution when handling this material.

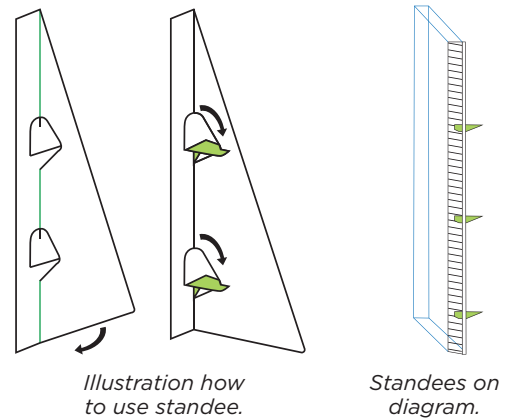
HOW TO USE STANDEES

See Illustrated Graphic on the Right.


Fold 90 degrees along the vertical line marked

Fold down the tabs. Tabs will slot onto the inside edge of the triangle.

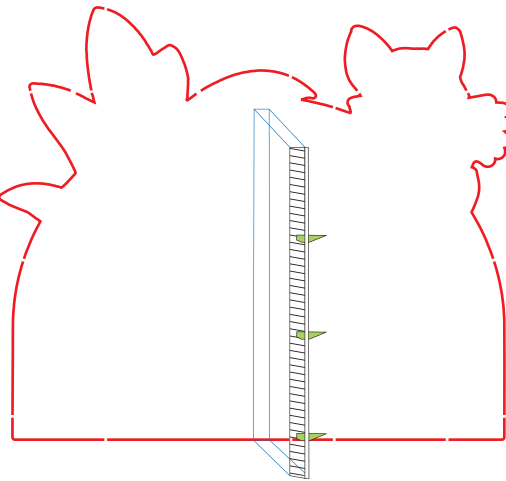
Remove backing from tape and adhere to back of standee. Note that some standees may have crease and fold lines. Seam stabilizer pieces will be provided for additional support as needed.



Seam Stabilizer Pieces



SMALL BUNDLE



LUCA THE LEOPARD

40" x 47"

Requires a
Single Standee

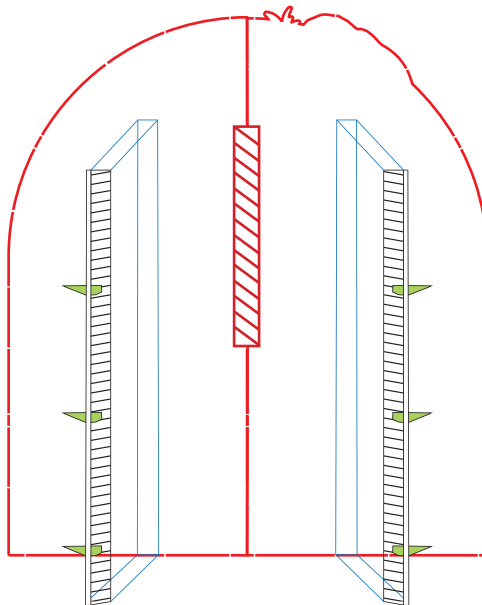
LARGE JUNGLE ROCKS

94" X 80"

Requires
2 Standees

Labeled
Standee 1 & 2

Has Seam
Stabilizer Piece For
the Center Line



TAMMY THE TAMARIN

23" X 30"

Pop and Place

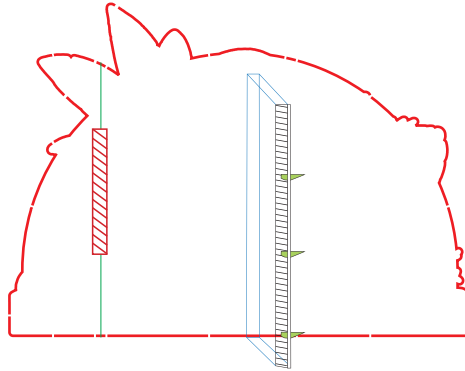


7 COLORFUL FROGS

Misc. Sizes
Pop and Place

LARGE BUNDLE

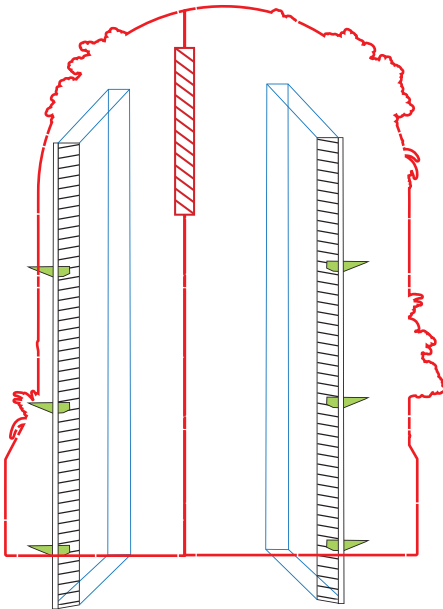
The large bundle includes everything in the small bundle **PLUS** the following:



SMALL JUNGLE ROCK

42" x 58"

Requires a Single Standee and Seam Stabilizer



JUNGLE FALLS

75" x 93"

Requires 2 Standees. Labeled Standee 3 and Jungle Falls Plus Additional Seam Stabilizer



LEAVES - 6 PIECES

Misc. Sizes
Pop and Place



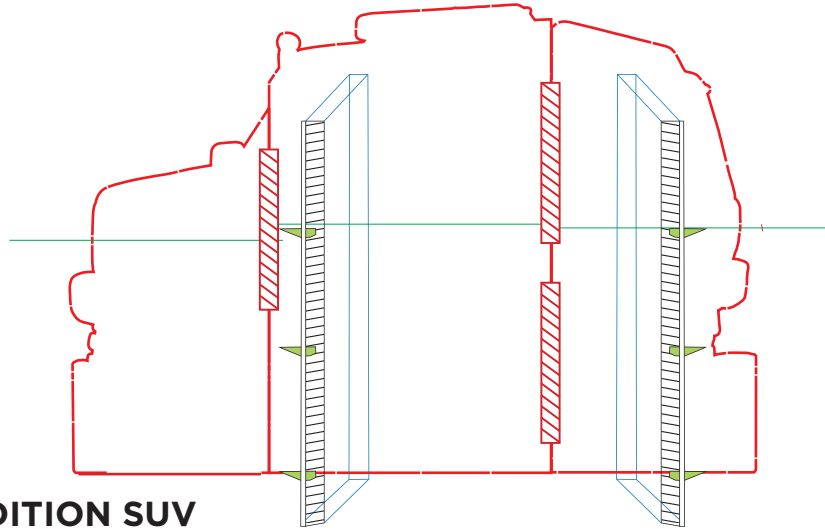
SLINKY THE SLOTH

45" x 30"

Pop and Place

ULTIMATE BUNDLE

The large bundle includes everything in the small & large bundle **PLUS** the following:



EXPEDITION SUV

77" X 116"

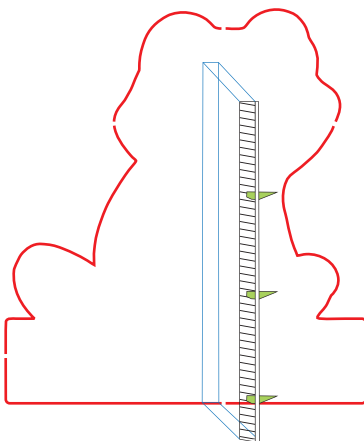
Requires 2 standees & stabilizing seams



TANGO THE TOUCAN

30.5" X 36"

Pop and Place



PATCH THE DART FROG

25" X 33"

Requires 1 Standee



6 COLORFUL BIRDS

Misc. Sizes

Pop and Place