




The Stitchin' Rag

Machine Store Buzz 1st Quarter 2026

By Jeff Vogel

With the new year comes new goals and resolutions. How about finishing some of those projects you started that just need a little more time? Buy some batting and backing and have it quilted, we have a list of gals that will do the long-arm quilting for you, we call it quilting by checkbook! As an incentive we will have batting and wide backing on SALE for the month of January. If you get ambitious and clean out

that unused fabric or machine, we take those in and donate them to worthy causes, just box or bag them up and drop them off. We have donated over 400 fixed up used machines in the past 10 years and found new homes for thousands of yards of fabric. Thanks to all who have helped make this possible.



Bernina Jeff Keep on Sewing Hi Fashion Sewing

@berinajeff 35K subscribers 173 videos



SUBSCRIBED



Hi Fashion's Quilters Quarter Inch...

By Trista Pike

Hi Quilter friends! As we enter a season of short, cloudy days, I find myself gravitating to the sewing room more than ever. Lately, several people have asked how to achieve a better quarter-inch stitch. We discussed some tried-and-true tips: using starch and pressing seams flat (without folds), nesting seams to help points meet up, and pausing at each seam to check alignment. If seams aren't matching, I take advantage of fabric's flexibility to gently nudge them into place. We also talked about

using a scant quarter inch and employing seam guides for extra accuracy. One thing I didn't mention at the time was the importance of needle and thread choice. The thread size can make a real difference—a thicker thread uses up more fabric when pressed open, subtly shrinking your block. My favorite piecing thread lately is Quilter Select 60wt paired with an 80/12 needle. I love a Microtex sharp, but a universal needle works well, too. Sew on and sew forth—wishing you Happy Holidays and Happy Sewing!

Hi Fashion

SEWING MACHINES



2584 Patterson Rd., Unit B
Grand Junction, CO 81505
Open Mon-Fri 9:30-5:30
Sat 9:30-2:00

970-256-1293
hifashiongj.com
HiFashionGJ@aol.com

Shopify



Jeff's YouTube



baby lock

BERNINA JANOME
made to create

January 2026

CLASS SKILL KEY

GREEN: Very beginners, for your first lessons after purchasing a machine

BLUE: Intermediate Classes (You know how to use your machine)

MONDAY	TUESDAY	WEDNESDAY	THURSDAY	FRIDAY	SATURDAY
					
			1	2	3
				OSF 10:00am-4:00pm	Bernina Technique Tag 9:30am-1:30pm
5	6	7	8	9	10
BOMWT 9:30am-1:30pm OR 1:30pm-5:30pm	KIDS* Dino Drawstring 10:00am-2:00pm My Bernina Settings 3:00pm-5:00pm	Crazy Heart Runner 10:00am-4:00pm	Baby Lock Basics 10:00am-12:00pm WGC 1:00pm-4:00pm	Sewing Machine Basics 10:00am-12:00pm Janome Basics 2:00pm-5:00pm	Serger Lesson 10:00am-12:00pm
12	13	14	15	16	17
MORE Quilting with your Walking Foot(1) 10:00am-4:00pm	MORE Quilting with your Walking Foot(2) 10:00am-4:00pm	Calendar Club "Celebration of Six" 10:00am-4:00pm	Quilt Jacket (1) 10:00am-4:00pm	Wing It 10:00am-4:00pm	Foldilocks Bag 9:30am-1:30pm BSR Panel Practice 2:00pm-4:00pm
19	20	21	22	23	24
2 Big / 2 Little Totes (1) 9:30am-1:30pm My Bernina (1) 2:00pm-5:00pm	Fashionable Featherweights 10:00am-4:00pm	BOMWT 9:30am-1:30pm OR 1:30pm-5:30pm	Embroidery Fun 10:00am-4:00pm	Twisted Menagerie Worktime 10:00am-4:00pm	Quilts For Kids 10:00am-1:00pm
26	27	28	29	30	31
2 Big / 2 Little Totes (2) 9:30am-1:30pm My Bernina (2) 2:00pm-5:00pm	BOMA 10:00am-4:00pm	Crazy Sister 10:00am-4:00pm	Embroidery Workshop 10:00am-1:00pm Embroidery Basics 2:00pm-4:30pm	Serger Make & Take 10:00am-12:00pm EPP Open Sew 1:00pm-5:00pm	My Bernina SILVER 10:00am-1:00pm
Call or Stop In to Sign Up for Your Lessons or Classes!!					

February 2026

CLASS SKILL KEY

GREEN: Very beginners, for your first lessons after purchasing a machine

BLUE: Intermediate Classes (You know how to use your machine)

MONDAY	TUESDAY	WEDNESDAY	THURSDAY	FRIDAY	SATURDAY
2	3	4	5	6	7
BOMA 10:00am-4:00pm	Mountain Peaks 10:00am-4:00pm	BOMWT 9:30am-1:30pm or 1:30pm-5:30pm	Baby Lock Basics 9:30am-12:30pm WGC 1:00pm-4:00pm	OSF 10:00am-4:00pm	Bernina Technique Tag 9:30am-1:30pm
9	10	11	12	13	14
Fashionable Featherweights 10:00am-4:00pm	Truevy Bag 10:00am-4:00pm	Calendar Club "Open Sew" 10:00am-4:00pm	Dresden Plate Quilt 10:00am-4:00pm	Quilt Jacket (2) 10:00am-4:00pm	My Bernina 1 & 2 10:00am-4:00pm
16	17	18	19	20	21
Counting Sheep 10:00am-4:00pm	BOMWT 9:30am-1:30pm or 1:30pm-5:30pm	Twisted Menagerie Worktime 10:00am-4:00pm	Embroidery Fun 10:00am-4:00pm	Get Creative with L890 10:00am-4:00pm	EPP Tumbling Block(1) 10:00am-2:00pm
23	24	25	26	27	28
Bees & Butterflies 10:00am-4:00pm	Free Motion Quilting 10:00am-4:00pm	Crazy Sister 10:00am-4:00pm	Embroidery Workshop 10:00am-1:00pm Emroidery Beyond Basics 2:00pm-4:30pm	Serger Make & Take 10:00am-12:00pm EPP Open Sew 1:00pm-4:00pm	Quilts For Kids 10:00am-1:00pm

March 2026

CLASS SKILL KEY

GREEN: Very beginners, for your first lessons after purchasing a machine

BLUE: Intermediate Classes (You know how to use your machine)

MONDAY		TUESDAY		WEDNESDAY		THURSDAY		FRIDAY		SATURDAY	
2		3		4		5		6		7	
BOMA 10:00am-4:00pm		BOMWT 9:30am-1:30pm OR 1:30pm-5:30pm		End to End Runner 10:00am-4:00pm		Baby Lock Basics 10:00am-12:00pm WGC 1:00pm-4:00pm		OSF 10:00am-4:00pm		Bernina Technique Tag 9:30am-1:30pm	
9		10		11		12		13		14	
BOMWT 9:30am-1:30pm OR 1:30pm-5:30pm		Fashionable Featherweights 10:00am-4:00pm		Calendar Club "Around the Square" 10:00am-4:00pm		SEW SAVVY VIRTUAL  YouTube		SEW SAVVY VIRTUAL  YouTube		SEW SAVVY VIRTUAL  YouTube	
16		17		18		19		20		21	
My Bernina (1) 10:00am-1:00pm Flip & Fill Baskets 1:30pm-5:30pm		KIDS*Panel Bags 10:00am-2:00pm		Sewing Machine Basics 10:00am-12:00pm		Embroidery Fun 10:00am-4:00pm		KIDS* Apron Panel 10:00am-2:00pm		EPP Tumbling Block (2) 10:00am-2:00pm	
23		24		25		26		27		28	
My Bernina (2) 10:00am-1:00pm Drawstring Tech Bag 1:30pm-5:30pm		Great Outdoors 10:00am-4:00pm		Crazy Sister 10:00am-4:00pm		Embroidery Workshop 10:00am-1:00pm Embroidery Basics 2:00pm-4:30pm		Serger Make & Take 10:00am-12:00pm EPP Open Sew 1:00pm-4:00pm		Quilts For Kids 10:00am-1:00pm	
30		31									
Twisted Menagerie Worktime 10:00am-4:00pm		Collage 10:00am-4:00pm									
Call or Stop In to Sign Up for Your Lessons or Classes!!											

TECH CORNER

By Jeff Vogel

I bet there are over 100 different choices of needles on the market. What needle should you be using? My suggestion is pick the needle for the fabric you are going to sew on then the correct thread for the project. Using a big thick thread with a skinny needle will not be successful and a thin thread with a huge needle will not work either. Heavy or dense fabric needs a larger needle like a size 14 or 16 and a weight of thread that is a 40wt. Also match the needle tip to your fabric, a stretchy knit needs a stretch or jersey needle and woven quilting cotton I use a Microtex (sharp) size 10 or 12. We have great staff that can help you with your needle dilemma. Changing the needle is your first trouble shooting option if you have skipping or funny noises or nesting under the fabric. Needles get dull after 8 hours of

use or about 4 full bobbins of sewing. I have a great tool to hold on to the needle when you change it, the "RED needle grabber". We can even give you a free needle booklet that shows more details, just ask us for one.



MY BERNINA BLACK CLASSES

MB

This class is for BLACK BOBBIN Machines. Classes are included with your new **BERNINA**. We want you to enjoy your new machine and we encourage you to take advantage of classes and learn all the neat functions that your **BERNINA** has to offer. Registration is required; a kit fee does apply. **BERNINAS** purchased from elsewhere may also attend classes for a fee.

Class Fee: Free w/ Machine Purchase

Kit fee: \$20.00

Instructor: Angela

Class 1

The Basics! This class covers basic information on the machine, needles and thread. Learn the basic functions and features of your **BERNINA**. Everything from sewing a seam to perfect button holes will be covered in this class.

Class 2

Explore functions further! Different types of decorative stitches, embellishments, and other techniques with your **BERNINA**.

Class Dates are as follows:

Class 1: Monday, January 19, 2:00pm-5:00pm
Monday, March 16, 10:00am-1:00pm

Class 2: Monday, January 26, 2:00pm-5:00pm
Monday, March 23, 10:00am-1:00pm

Class 1&2: Saturday, February 14, 10:00am-4:00pm

MY BERNINA SILVER 2, 3, 5

B235

This class is for SILVER BOBBIN Machines. Enjoy your new machine. We encourage you to take advantage of classes and learn all the neat functions that your **BERNINA** has to offer. Registration is required; a kit fee does apply. **BERNINAS** purchased elsewhere may also attend class for a fee.

Date: Saturday, January 31

Time: 10:00am-1:00pm

Class Fee: \$75.00, Free w/ Machine Purchase

Kit Fee: \$10.00

Instructor: Angela

Learn Basic Skills: Get Started with Bernina Classes

BERNINA 5, 7, 8 SETTINGS

B578

Learn Basic Skills: Get Started with Bernina Classes. Get the full potential out of your new machine. Jeff gets into all the internal settings to get your machine best set for the things you want to accomplish. Also, this is a great time for questions and answers. Berninas purchased from elsewhere may attend class for a fee.

Date: Tuesday, January 6

Time: 3:00pm-5:00pm

Fee: \$50.00, Free w/ Machine Purchase

Instructor: Jeff

Sew Savvy Club

SSC

Our Sew Savvy Club welcomes everyone who has an interest in sewing. The annual membership is \$60.00. Members will receive 15% off on their loyalty card qualified purchases. On Sew Savvy dates, Thursday through Monday, members receive Double Boxes on their loyalty cards. You will receive two coupons for \$25.00 each toward any class for twelve months. We have two exclusive sewing retreats per year for members. At our year end party, we draw for an annual GRAND PRIZE worth over \$600.00.

Jeff's YouTube



Sew Savvy Virtual

Dates: Thursday-Monday, March 12-16

(Video will be released Thurs. Evening or Fri. Morning)



BSR Panel Practice

BSRP

Here is a "use your tools" class. Do you own the BERNINA Stitch Regulator but don't feel comfortable using it? In this class we will use the BSR to quilt a panel so you can get comfortable using this wonderful invention.

Skill Level: Beginner

Fee: \$20.00

Date: Saturday, January 17

Time: 2:00pm-4:00pm

Instructor: Angela



CLASS POLICIES

1. Pre-registration and payment required to hold space in class.
2. No refunds if student cancels less than seven days prior to class start date. **No refunds are given for classes missed.**
3. Full refund will be made if class is cancelled by Hi Fashion. A full week's notice will be given.
4. A student is expected to have all required supplies as per class supply list prior to first session of class.
5. Supplies purchased for a cancelled class may be returned as long as they were not cut items. Receipt required.
6. Please make arrangements for your children.

Baby Lock and Janome Classes



FOR THE LOVE OF SEWING

BABY LOCK BASICS

BLB

Hands-on entry level to your new machine; we dive right in with functions and features on these great machines. We want you to be comfortable with your new machine and get full potential. Machines purchased from elsewhere may attend class for a fee. "LOVE OF SEWING", CONVENIENT ONLINE CLASSES!

Get direct access to the Baby Lock Educators, only available with select models.

Dates: Thursday, January 8

Time: 10:00am-12:00pm

Date: Thursday, February 5

Time: 10:00am-12:00pm

Date: Thursday, March 5

Time: 10:00am-12:00pm

Class Fee: Free with
Machine Purchase

OR Class Fee: \$75.00,

Kit Fee: \$10.00

Instructor: Trista

Serger & Overlocker LESSON

BLS

Congratulations on your new serger! This lesson is especially fun with the impressive air threading. Online Classes available. Machines purchased from elsewhere may attend class for a fee.

Date: Saturday, January 10

Time: 10:00am-12:00pm

Class Fee: \$75.00, FREE W/ Machine Purchase

Kit Fee: \$5.00

Instructor: Trista

Embroidery Basics

EB

This lesson, offered bi-monthly, is meant for new Embroidery Machine owners, ALL BRANDS. You will learn the basics of how to hoop your fabric, transfer a design, basic editing, and stitch out the design.

Date: Thursday, January 29

Time: 2:00pm-4:30pm

Date: Thursday, March 26

Time: 2:00pm-4:30pm

Fee: \$50.00, FREE W/ Machine Purchase

Instructor: Julie



Janome Basics Class

JBC

Are you new to Janome? Or have you missed out on training with your Janome machine? We are happy to help! We feel you should be confident in what your machine can do for you. Machines purchased from elsewhere may attend class for a fee.

Date: Tuesday, January 9

Time: 2:00pm-5:00pm

Fee: \$75.00, FREE W/ Machine Purchase

Instructor: Lorraine

Sewing Machine Basics

SMB

Join us for a 2-hour informative dive into your sewing machine, new or old. Let's get started on the right track for happy sewing. It is all about getting the little things right, a little bit of help can go a long way.

Skill Level: Beginner

Fee: \$25.00 each session

Date: Friday, January 9

Instructor: Trista

Time: 10:00am-12:00pm

Date: Wednesday, March 18

Time: 10:00am-12:00pm

Embroidery BEYOND Basics

EBB

A continuation of Embroidery Basics. Julie will show perfect positioning, getting to know different stabilizers and expand your general embroidery knowledge. Machines purchased from elsewhere may attend class for a fee.

Date: Thursday, February 26

Time: 2:00pm-4:30pm

Fee: \$50.00, FREE W/ Machine Purchase

Instructor: Julie

Informative, Fun Sewing Times

Wool Gatherers Club

WGC

Sign up for the days that work best for you, one quarter at a time. Usually first Thursday of the month. Bring your wool/hand projects and have a nice afternoon with friends.

Dates: Thursdays; January 8, February 5, March 5

Times: 1:00pm-4:00pm

Fee: \$15.00 each session

Instructor: Lorraine

Embroidery Workshop

EBW

Great beginner class for new machine owners and novice machine embroidery students. Quarterly designs for various techniques from Kimberbell, Pickle Pie, Smith Street Designs or others, are provided for class, kits included. If you are unable to transport your machine, store Rentals are available, limited availability with reservations required.

Dates: Thursdays; January 29,

February 26, March 26

Times: 10:00am-1:00pm

Fee: \$50.00 (includes design & kit for all 3-months)

Fee for Rental Machine: \$25.00 per day

Instructor: Julie



Smith Street Designs: Bloomin Mats

Open Sew Friday

OSF

Join us for a fun filled day of Open Sewing! You bring whatever project you would like to work on. We provide assistance if needed, lunch, and a space to work without any distractions. Bring your friends for a "retreat style" day; or make new friends each month.

Dates: Fridays; January 2, February 6, March 6

Time: 10:00am-4:00pm

Fee: \$35.00 each session

Instructor: Lorraine

Embroidery Fun

FUN

Machine embroidery work time and instruction. If you are wanting to try a new design or project but not sure how to accomplish it, Julie will help you through and provide some tips and tricks. Try your choice: Free-Standing Lace, Towels, Quilting in the Hoop, Multi-Hooping, Album Quilt Applique.

Dates: Thursdays; January 22, February 19, March 19

Times: 10:00am-4:00pm

Fee: \$30.00 each session

Instructor: Julie



Quilts for Kids

QFK

Join Stella in our class room and help cut quilt kits. These kits will be available for volunteers to pick up, work on at home and return. It's a win-win as you can practice your piecing and quilting skills. The finished quilt will go to show love and care to a child in need of some TLC. Fun is a class requirement!

Dates: Saturdays; January 24,

February 28, March 28

Time: 10:00am-1:00pm



Quilting Basics & Project Classes

Bernina Technique Tags

BTT

Start the new year by learning new techniques, two hours at a time, making two-sided technique sample tags! In an on-going series of classes, we will be making a ring-bound tag book, each tag with a different technique or foot. On the front of the tag is your stitched out sample, and on the back you can write your notes. You can add extra mixed media touches as desired to really jazz up your tags! Skill Level: Beginner

Dates: Saturdays; January 3, February 7, March 7

Times: 9:30am-1:30pm

Fee: \$20.00 per session

January 3: Cordonnet Stitching, Foot #11

February 7: Eyelets & Buttonholes, Feet #20 & 3A

March 7: Charms & Buttons, Foot #18



MORE Quilting with Your Walking Foot

MQWF

So, you want MORE quilting with your walking foot designs? How about triangles and borders! We will be using a different book for this two-day class to make more quilting samples. The "Quilting with Your Walking Foot" class is required before you take this class.

Skill Level: Intermediate

Dates: Monday & Tuesday,

January 12 & 13

Time: 10:00am-4:00pm

Fee: \$50.00

Instructor: Angela



Crazy Hearts

CZH

It looks like paper pieced but you use a Creative Grids Spider Web Ruler. Fun and easy table runner.

Skill Level: Beginner

Date: Wednesday, January 7

Time: 10:00am-4:00pm

Fee: \$30.00

Instructor: Francie



Collage Class

CC

Laura Heine (Fiber works) these wonderful patterns are free-form and built similar to an art quilt, lots of cut and paste -or fuse. It's not hard, just different! We have several pattern options in the store. If this will be your first collage project, we suggest you select one of Laura's medium or small patterns 16"x20", or the Tiny Heine "Whatever's" patterns 8"x8".


Skill Level: Beginner

Date: Tuesday, March 31

Time: 10:00am-4:00pm

Fee: \$30.00

Instructor: Trista



Serger Make & Take

SMT

Inspiration to Serge! Machines set up, kit ready to go. Each month there will be a different technique, intended to support our serger skills and keep on sewing. Just a little help... can go a long way. Even if you just want to know what a serger can do, stop by for some fun.

Skill Level: Beginner and up

Dates: Fridays; January 30,

February 27, March 27

Times: 10:00am-12:00pm

Fee: \$20.00 each session

Instructor: Trista

Block of the Month Quilt Classes

BOM "Work Time"

BOM

We offer work sessions that combine all of our current block-of-the-month programs, instead of sessions that are specific to each program. You can attend one session per month, to give you a little more flexibility in your picking a session that meets your schedule. Because more people will be involved in each session, please make sure you sign up, and cancel if you cannot attend. (If you haven't finished BOM projects for programs that have ended, you can attend BOM Anonymous).

Sunkissed, Belle Blossom, Wool, Gravity, Vintage Christmas, Plum Bouquet, Table Top Banners, Crazy Sisters, Remain

January Dates & Times:

Monday 5, 9:30am-1:30pm, 1:30pm-5:30pm
Wednesday 21, 9:30am-1:30pm, 1:30pm-5:30pm

February Dates & Times:

Wednesday 4, 9:30am-1:30pm, 1:30pm-5:30pm
Tuesday 17, 9:30am-1:30pm, 1:30pm-5:30pm

March Dates & Times:

Tuesday 3, 9:30am-1:30pm, 1:30pm-5:30pm
Monday 9, 9:30am-1:30pm, 1:30pm-5:30pm

Block-of-the-Month Anonymous BOMA

Did you start a block of the month and not finish it? Well, how 'bout we get together and finish them! That's what Block-of-the-Month Anonymous is all about: moral support and group therapy to finish up some of those projects. By finishing them, we are making room for new projects, right?!?! Lunch is included.

Dates: Tuesday, January 27;
Mondays; February 2, March 2
Time: 10:00am-4:00pm
Fee: \$35.00 each session
Instructors: Angela or Lorraine

CRAZY Sister Workdays CZSW

These extra workdays are restricted to the One Crazy Sister block of the month program participants. We will be working on different Crazy projects in the BOM program throughout the year.
Skill Level: Confident Beginner

Dates: Wednesdays; January 28, February 25, March 25
Time: 10:00am-4:00pm
Fee: Included with BOM fee
Instructor: Angela

Calendar Club

CLC

New projects, every other month will be open-sew "finish those runners".

Come join Lorraine for more months of fun. These are mostly table runners, quick and easy to finish for gifts or for your own table.

Skill Level: Beginner

Dates: Wednesdays; January 14, February 11, March 11

Times: 10:00am-4:00pm

Fee: \$30.00

March: Around the Square

Instructor: Lorraine



January: Celebration of Six



February:
Open Sew
"Finish those Runners"

EPP Open Sew

EPPOS

This block of time is for those who would like to continue working together on your English Paper Piecing whether it be Tula Pink, Beginner projects or the Advanced Rooster.

Skill Level: Confident Beginner

Dates: Fridays; January 30, February 27, March 27

Times: 1:00pm-5:00pm

Fee: \$20.00 each session

Instructor: Pam

Get Creative with the L890 GCL

For those who own this gorgeous Bernina; join these girls in a day of working together making some creative magic happen.

Skill Level: Beginner (Serge specific)

Date: Friday, February 20

Time: 10:00am-4:00pm

Fee: \$30.00

Instructors: Delores & Francie



Project Classes

Fashionable Featherweight

FFW

By popular demand, join in the fun of working on your old Singer Featherweight sewing machine. We have parts and accessories available if you need some extras for your machine.


Skill Level: Beginner

Dates: Tuesday, January 20; Monday, February 9; Tuesday, March 10

Time: 10:00am-4:00pm

Fee: \$30.00 each session

Instructor: Angela



Winging It

WGT

Butterflies -use a variety of colors like mine or choose your own. Or make them all the same color. A pretty spring quilt.

Finished size: 69" x 79"

Skill Level: Confident Beginner

Date: Friday, January 16

Time: 10:00am-4:00pm

Fee: \$30.00

Instructor: Francie



Twister Menagerie Worktime

TWWT

Time for continued work on your Twister project.

Skill Level: Confident Beginner

Date: Friday, January 23

Time: 10:00am-4:00pm

Date: Wednesday, February 18

Time: 10:00am-4:00pm

Date: Monday, March 30

Time: 10:00am-4:00pm

Fee: \$30.00 each session

Instructor: Francie



Free-Motion Quilting

BEGQ

We will be learning and practicing together, in a full day of Quilting 101. Starting with the basics, where to hold your hands and how to move the fabric. A great time to practice different curves and points, working with different sizes, shapes and finding your quilting groove. Also discussing tension, needles, and thread TNT.

Skill Level: Beginner

Date: Tuesday, February 24

Time: 10:00am-4:00pm

Fee: \$30.00

Instructor: Trista



English Paper Piecing Tumbling Block

EEPCTR

Your choice of fabrics will create a lovely 3D effect for this small wall hanging. This adorable project uses diamond templates, join our English instructor for some English handwork, she will be there to share her tips and tricks for great handwork. This is a 2-Part class.

Skill Level: Confident Beginner Hand Sewing

Dates: Saturdays; February 21 & March 21

Times: 10:00am-2:00pm

Fee: \$30.00 both sessions

Instructor: Pam



Great Outdoors

GTOD

Gorgeous landscape prints are pieced together to make wonderful and peaceful scenes. You can image yourself looking out a window at similar scenes. This would look fabulous as a coverlet on a day bed or couch. This quilt was designed by Bound to be Quilting and finishes to 70" x 40".

Beginner


Skill Level: Beginner

Date: Tuesday, March 24

Time: 10:00am-4:00pm

Fee: \$30.00

Instructor: Angela



Specialty Project Classes

KID'S CLASSES:

Dino Drawstring Bag

DDB

A Drawstring bag panel pattern. This is a great beginner project for a young person. Bring your own lunch.

Skill Level: Beginner

Date: Tuesday, January 6

Time: 10:00am-2:00pm

Fee: \$35.00

Includes fabric kit

Instructor: Trista



Bag Panel

BGPL

Cut and sew a panel into a bag, we'll have a whale of a time. There are a couple of panels to choose from.

Bring your own lunch.

Skill Level: Beginner

Date: Tuesday, March 17

Time: 10:00am-2:00pm

Fee: \$35.00

Includes fabric kit

Instructor: Trista



Apron Panel

APRP

An apron panel pattern, Harry Potter design or a few other options available. Bring your own lunch.

Skill Level: Beginner

Date: Friday, March 20

Time: 10:00am-2:00pm

Fee: \$40.00

Includes fabric kit

Instructor: Trista



Quilt Jacket

TQJK

Tamarack Jacket, a grainline pattern. Use a quilt from your closet or make quilt panels using orphan block, fabric scraps or precuts; the choice is yours. Julie will instruct you on pattern fitting and coat construction.

This is a 2-part class.

Skill Level: Beginner


Dates: Thursday, January 15

& Friday, February 13

Times: 10:00am-4:00pm

Fee: \$50.00 both sessions

Instructor: Julie



Foldilocks Bag

FLB

This new By Annie bag has several pockets and an adjustable carrying strap. It can be used as a clutch, waist bag, or worn over the shoulder, or it could be a removable purse organizer in a larger bag or tote. Snaps are used at the sides.

Two size options are available: SMALL: 5"H x 8"W x 1"D; LARGE: 6"H x 9½"W x 1½"D

Skill Level: Confident Beginner

Date: Saturday, January 17

Time: 9:30am-1:30pm

Fee: \$20.00

Instructor: Angela



Specialty Project Classes

2Big / 2Little Totes

2B2L

These were the most requested bag classes at our last By Annie Trunk Show. They all feature several pockets, inside and out, and sturdy shoulder straps. All four sizes are very similar, so you get to pick the size and pattern you want to make. This is a 2-part class.

Two Big Totes sizes: Large: 13½"H x 16½"W x 6½"D;
Extra-Large: 16"H x 22½"W x 8½"D.

Two Little Totes sizes: Small: 9"H x 10½"W x 6"D;
Medium: 11"H x 13"W x 5"D

Skill Level: Confident Beginner

Dates: Mondays; January 19 & 26

Times: 9:30am-1:30pm

Fee: \$30.00 both sessions

Instructor: Angela



Truevy Bag

TRVB

This would be a great travel bag or BSK bag (Basic Sewing Kit). It has four vinyl pockets: two roomy side pockets and a center set of pockets that's removable. You can make a few different pocket sets and swap them out as needed.

Finishes to 9"H x 11 ½ W x 6" D

Skill Level: Intermediate

Date: Tuesday, February 10

Time: 10:00am-4:00pm

Fee: \$30.00

Instructor: Angela



Dresden Plate Quilt

DSPQ

Use up your scraps or any Fat 1/8th Bundle of 23 different fabrics to make this Laundry Basket Quilt pattern using the Dresden Plate ruler. Optional Miter Corner border fabrics.

Skill Level: Beginner

Date: Thursday, February 12

Time: 10:00am-4:00pm

Fee: \$30.00

Instructor: Julie



Mountain Peaks

MTPK

The sunsets in Colorado can be so beautiful, and this quilt captures that feeling and all the rich deep colors of sunset. The fabric is called Seaside Sunset from Riley Blake and the pattern is designed by Busy Hands Quilts. Nice size lap or twin quilt, finishes to 58" x 79".

Kits will be available.


Skill Level: Confident Beginner

Date: Tuesday, February 3

Time: 10:00am-4:00pm

Fee: \$30.00

Instructor: Angela



Specialty Project Classes

Counting Sheep

CTSP

Adorable!!! Sheep AND quilt blocks? YES! This quilt uses the "Harmony" fabric line by Katie Pertiet which has a soft old-world feel with script, butterflies, bees, flowers and postage markings. The quilt pattern was designed by Corey Yoder, and finishes to 62" x 62".

Kits will be available.


Skill Level: Confident Beginner

Date: Monday, February 16

Time: 10:00am-4:00pm

Fee: \$30.00

Instructor: Angela



Flip & Fill Baskets

FPFB

These baskets are perfect for organizing your sewing, crafting and household items. They fold flat for convenient storage when not in use. Pattern was designed by Around the Bobbin. They are simple to sew and make excellent gifts.

Three sizes are available: 4 in, 6 in and 8 in baskets

Skill Level: Beginner

Date: Monday, March 16

Fee: \$20.00

Time: 1:30pm-5:30pm

Instructor: Angela



Bees & Butterflies

BSBF

Here is a soft, gentle weave pattern, and will make anyone feel loved and comforted when wrapped up in it. It was designed by Cluck Cluck Sew and also uses the "Harmony" fabric line by Katie Pertiet which has a soft old-world feel with script, butterflies, bees, flowers and postage markings. The quilt pattern has six size options, crib to king. Kits will be available in the lap size, which finishes to 51" x 68".

Skill Level: Confident Beginner

Date: Monday, February 23

Time: 10:00am-4:00pm

Fee: \$30.00

Instructor: Angela



Drawstring Tech Bag

DSTB

This is a fully lined drawstring bag designed by Susan Beck (editor of the Bernina Big Book of Feet). It can be used for corraling almost anything, and goes together quickly. Ear buds, power cables and chargers can finally be organized! You will learn an easy zipper install, casings & drawstrings, and some basic bag making techniques. It may be small, but with the zippered pocket on the front, it will hold lots! The finished size of the bag is 6 1/2" x 7 1/2".

Skill Level: Beginner

Date: Monday, March 23

Time: 1:30pm-5:30pm

Fee: \$20.00

Instructor: Angela



End to End Table Runner

ETETR

A quick and easy table runner. Use a charm pack and some coordinating fabric. You will probably have time to quilt it in class. Skill Level: Beginner

Date: Wednesday, March 4

Time: 10:00am-4:00pm

Fee: \$30.00

Instructor: Francie

