



The Stitchin' Rag

Machine Store Buzz 4th Quarter 2025

By Jeff

We had a fantastic time at BERNINA University, 11 of us experienced 4 days of sewing education and new product training. I'm always amazed that they can come up with new and better products every year. The staff is still jazzed and excited to share what they learned. With the new models coming in soon the current models, B770 Plus and B735 Plus are at close out prices to make room for the "PRO" versions.




Bernina Jeff Keep on Sewing Hi Fashion Sewing
@berninajeff 35K subscribers 173 videos



SUBSCRIBED



Last quarter, Jeff started a monthly used sewing machine give-away for anyone 16 and under. There is a submission form to fill out and recipients will be selected in the first week of the month. The forms are available at the store or through our weekly emails or contact jpvlefty@aol.com to receive and submit the forms. Three machines were granted in August and six in September, it's so rewarding to see the gratitude and know these machines are going help the future of sewing.



Use this Code when ordering online.

Hi Fashion's Quilters Quarter Inch...

By Trista

What a year 2025 has been! This year marks 15 years that I have been working at Hi Fashion. Oh, the things I have learned along the way! Now that you mention it... Does your quarter inch work out just right? If not, check out my new class, Quilt Piecing (in September).

Some new developments are coming in 2026; once a month we will have a Serger Make & Take project. For just a couple hours you can stop in; machines will be set up with kits ready to go. This will be a fun way to inspire the use of the great tool that a serger is.

With all the machines Jeff is giving away to kids 16 and under, we are looking into ways to support these new sewists with a basic machine lesson and simple projects. We have talked about creating a mentor-type program also; if you are interested, let me know. If we get traction, it's a go! We all know how sewing can be therapeutic, and lord knows this world is creating more need for it. Sewing is also a great skill to have; let's provide that for our young people. Happy Sewing

Hi Fashion

SEWING MACHINES



2584 Patterson Rd., Unit B
Grand Junction, CO 81505
Open Mon-Fri 9:30-5:30
Sat 9:30-2:00

970-256-1293
hifashiongj.com
HiFashionGJ@aol.com

Shopify



Jeff's You Tube



BERNINA **JANOME**
made to create

October 2025

CLASS SKILL KEY

GREEN: Very beginners, for your first lessons after purchasing a machine

BLUE: Intermediate Classes (You know how to use your machine)



MONDAY	TUESDAY	WEDNESDAY	THURSDAY	FRIDAY	SATURDAY
		1 Day of the Dead Quilt 10:00am-4:00pm	2 Ruler 101 9:30am-12:30pm WGC 1:00pm-4:00pm	3 OSF 10:00am-4:00pm	4 Ruler Panel Play 9:30am-3:30pm
6 Jeepers Creepers 10:00am-4:00pm	7 My Bernina (1) 10:00am-1:00pm BOMWT 1:30pm-5:30pm	8 Calendar Club "Hexagon Twinkle" 10:00am-4:00pm	9 DIME VIRTUAL 11:00am Sweatshirt Jacket 10:00am-4:00pm	10 Twister Menagerie 10:00am-4:00pm	11 EPP Christmas Table Runner (1) 10:00am-2:00pm
13 BOMA 10:00am-4:00pm	14 My Bernina (2) 10:00am-1:00pm Rocketship Backpack 1:30pm-5:30pm	15 BOMWT 9:30am-1:30pm OR 1:30pm-5:30pm	16 Tilda's Merry Little Christmas 10:00am-4:00pm	17 Springtime Emb. Runner (1) 10:00am-4:00pm Emb. Ornament 1:00pm-4:00pm	18 Quilts for Kids 10:00am-1:00pm BSR Panel Practice 1:30pm-3:30pm
20 FSL Cabin 10:00am-4:00pm	21 Sun Kissed Wall Hanging 10:00am-4:00pm	22 Fashionable Featherweights 10:00am-4:00pm	23 Embroidery Fun 10:00am-4:00pm	24 Juniper Quilt 10:00am-4:00pm	25 Baby Lock Basics 10:00am-12:00pm BOMWT 12:30pm-4:30pm
27 Spread Love & Cheer 10:00am-4:00pm	28 Panel Flight 10:00am-4:00pm	29 Crazy Sister 10:00am-4:00pm	30 Embroidery Workshop 10:00am-1:00pm Embroidery Beyond Basics 2:00pm-4:30pm	31 FTCU 10:00am-12:00pm IQ Dream Panel 1:00pm-5:00pm	
Call or Stop In to Sign Up for Your Lessons or Classes!!					

November 2025

CLASS SKILL KEY

GREEN: Very beginners, for your first lessons after purchasing a machine

BLUE: Intermediate Classes (You know how to use your machine)

MONDAY	TUESDAY	WEDNESDAY	THURSDAY	FRIDAY	SATURDAY
					1 My Bernina (1 & 2) 10:00am-4:00pm
3 Advent Calendar 10:00am-4:00pm	4 BOMWT 9:30am-1:30pm OR 1:30pm-5:30pm	5 Good Tidings Wreath 10:00am-4:00pm	6 Twister Menagerie Worktime 9:30am-12:30pm WGC 1:00pm-4:00pm	7 OSF 10:00am-4:00pm	8 Quilts for Kids 10:00am-1:00pm
10 Christmas Mouse in Flanel 10:00am-4:00pm	11 Collage 10:00am-4:00pm	12 Calendar Club "Buffalo Lodge Runner" 10:00am-4:00pm	13 Embroidery Fun 10:00am-4:00pm	14 Springtime Emb. Runner (2) 10:00am-4:00pm Emb. Ornament 1:00pm-4:00pm	15 Baby Lock Basics 10:00am-12:00pm My Bernina SILVER 1:00pm-4:00pm
17 Floraspice 10:00am-4:00pm	18 Fashionable Featherweights 10:00am-4:00pm	19 Free-Motion Quilting 10:00am-4:00pm	20 Embroidery Workshop 10:00am-1:00pm Emroidery Basics 2:00pm-4:30pm	21 FTCU 10:00am-12:00pm IQ Dream Panel 1:00pm-5:00pm	22 EPP Christmas Table Runner (2) 10:00am-2:00pm
24 BOMWT 9:30am-1:30pm OR 1:30pm-5:30pm	25 Crazy Sister 10:00am-4:00pm	26 Fast Flannel 9:30am-12:30pm CLOSED at 1:00pm	27  CLOSED HAPPY Thanksgiving	28 THANKSGIVING ESCAPE "Snowman Collector" 10:00am-4:00pm	29 THANKSGIVING ESCAPE "Snowman Collector" 10:00am-4:00pm

December 2025

CLASS SKILL KEY

GREEN: Very beginners, for your first lessons after purchasing a machine

BLUE: Intermediate Classes (You know how to use your machine)

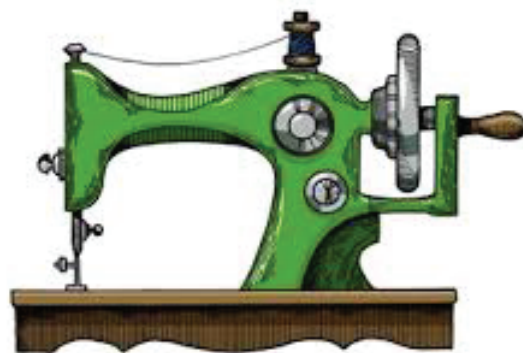
MONDAY	TUESDAY	WEDNESDAY	THURSDAY	FRIDAY	SATURDAY
1 Beyond the Rope Bowl 10:00am-4:00pm	2 Faux Pleated Pillow 10:00am-4:00pm	3 Twisted Menagerie Worktime 10:00am-4:00pm	4 Serge Lesson 10:00am-12:00pm WGC 1:00pm-4:00pm	5 OSF 10:00am-4:00pm	6 Sew Savvy Year End Party 10:00am-12:00pm
8 Robot Patches 10:00am-4:00pm	9 My Bernina Settings 10:00am-12:00pm Janome Basics 2:00pm-5:00pm	10 Calendar Club "Finish Those Runners" 10:00am-4:00pm	11 Constellation Quilt 10:00am-4:00pm	12 Mini Charm Bags 10:00am-4:00pm	13 EPP Open Sewing 10:00am-4:00pm
15 Union Street 3D (1) 9:30am-1:30pm My Bernina (1) 2:00pm-5:00pm	16 BOMA 10:00am-4:00pm	17 Embroidery Fun 10:00am-4:00pm	18 Embroidery Workshop 10:00am-1:00pm Embroidery Beyond Basics 2:00pm-4:30pm	19 FTCU 10:00am-12:00pm IQ Dream Panel 1:00pm-5:00pm	20 Baby Lock Basics 10:00am-12:00pm BOMWT 12:30pm-4:30pm
22 Union Street 3D (2) 9:30am-1:30pm My Bernina (2) 2:00pm-5:00pm	23 Fashionable Featherweights 10:00am-4:00pm	24  CLOSED	25 CLOSED  MERRY Christmas A HAPPY NEW YEAR	26 Christmas Leftovers 10:00am-4:00pm	27 Quilts for Kids 10:00am-1:00pm BOMWT 1:30pm-5:30pm
29 Bloomin' Blanket Stitch 10:00am-4:00pm	30 BOMWT 9:30am-1:30pm OR 1:30pm-5:30pm	31 Crazy Sisters 10:00am-4:00pm			
Call or Stop In to Sign Up for Your Lessons or Classes!!					

TECH CORNER

By Jeff Vogel

Cleaning the outside of your sewing machine is important too. It not only looks good but buttons and knobs work better if there is no debris around them. I recommend a general purpose or glass cleaner sprayed on a lint free paper towel or microfiber rag. Do not spray directly onto the machine to avoid any liquids leaking into the covers. Use a lens cloth on the display screen or one of those little micro fiber units used on sunglasses. Don't forget the foot control,

the top can get pretty dirty. While you are at it whip up a cover that fits your machine to keep dust out. One last thing, if you know your machine will not be used for awhile, unplug it to avoid any power surge damage.



My Bernina 1 & 2

MB

This class is for BLACK BOBBIN Machines. Classes are included with your new **BERNINA**. We want you to enjoy your new machine and we encourage you to take advantage of classes and learn all the neat functions that your **BERNINA** has to offer. Registration is required; a kit fee does apply. **BERNINAS** purchased from elsewhere may also attend classes for a fee of \$75.00 per session.

Class Fee: Free w/ Machine Purchase

Kit fee: \$20.00

Instructor: Angela

Class 1

The Basics! This class covers basic information on the machine, needles and thread. Learn the basic functions and features of your **BERNINA**. Everything from sewing a seam to perfect button holes will be covered in this class.

Class 2

Explore functions further! Different types of decorative stitches, embellishments, and other techniques with your **BERNINA**.

Class Dates are as follows:

Class 1: Tuesday, October 7, 10:00am-1:00pm
Monday, December 15, 2:00pm-5:00pm

Class 2: Tuesday, October 14, 10:00am-1:00pm
Monday, December 22, 2:00pm-5:00pm

Class 1 & 2: Tuesday, November 1, 10:00am-4:00pm



MY BERNINA SILVER 2, 3, 5

B235

This class is for SILVER BOBBIN Machines. Enjoy your new machine. We encourage you to take advantage of classes and learn all the neat functions that your **BERNINA** has to offer. Registration is required; a kit fee does apply. **BERNINAS** purchased elsewhere may also attend class for a fee of \$75.00.

Date: Saturday, November 15

Time: 1:00pm-4:00pm

Class Fee: \$75.00, Free w/ Machine Purchase

Kit Fee: \$10.00

Instructor: Angela

BERNINA 5, 7, 8 SETTINGS

B578

Learn Basic Skills: Get Started with Bernina Classes. Get the full potential out of your new machine. Jeff gets into all the internal settings to get your machine best set for the things you want to accomplish. Also, this is a great time for questions and answers. Berninas purchased from elsewhere may attend class for a fee of \$50.00.

Date: Tuesday, December 9

Time: 10:00am-12:00pm

Fee: \$50.00, Free w/ Machine Purchase

Instructor: Jeff

Fashionable Featherweight

FFW

Open sew back by popular demand, join in the fun of working on your old Singer Featherweight sewing machine. We have parts and accessories available if you need some extras for your machine.

Skill Level: Beginner

Dates: Wednesday, October 22;

Tuesdays; November 18,

December 23

Time: 10:00am-4:00pm

Fee: \$30.00 each session

Instructor: Angela



CLASS POLICIES

1. Pre-registration and payment required to hold space in class.
2. No refunds if student cancels less than seven days prior to class start date.
3. Full refund will be made if class is cancelled by Hi Fashion. A full week's notice will be given.
4. A student is expected to have all required supplies as per class supply list prior to first session of class.
5. Supplies purchased for a cancelled class may be returned as long as they were not cut items. Receipt required.
6. Please make arrangements for your children.

No refunds are given for classes missed.

Baby Lock and Janome Classes



FOR THE LOVE OF SEWING

BABY LOCK BASICS

BLB

Hands-on entry level to your new machine; we dive right in with functions and features on these great machines. We want you to be comfortable with your new machine and get full potential. Machines purchased from elsewhere may attend class for a fee of \$50.00. "LOVE OF SEWING", CONVENIENT ONLINE CLASSES! Get direct access to the Baby Lock Educators, only available with select models.

Dates: Saturday, October 25

Time: 10:00am-12:00pm

Date: Saturday, November 15

Time: 10:00am-12:00pm

Date: Saturday, December 20

Time: 10:00am-12:00pm

Class Fee: \$75.00, OR
Free with Machine
Purchase

Kit Fee: \$10.00

Instructor: Trista Pike

Serger & Overlocker LESSON

BLS

Congratulations on your new serger! This lesson is especially fun with the impressive air threading. Online Classes available. Machines purchased from elsewhere may attend class for a fee of \$50.00.

Date: Thursday, December 4

Time: 10:00am-12:00pm

Class Fee: \$75.00, FREE W/ Machine Purchase

Kit Fee: \$5.00

Instructor: Trista

IQ Dream Panel

IQD

Using the Baby Lock IQ Designer, can be Baby Lock or Brother Machines. Working with the scan feature and fill functions to quilt in the hoop. Also, if you would like to learn machine embroidery applique of your own designs or convert use "line scan" function.

Skill Level: Beginner and Up with Machine Embroidery Experience.

Date: Fridays; October 31, November 21, December 19

Time: 1:00pm-5:00pm

Fee: \$20.00 each session

Instructor: Julie



Janome Basics Class

JBC

Are you new to Janome? Or have you missed out on training with your Janome machine? We are happy to help! We feel you should be confident in what your machine can do for you. Machines purchased from elsewhere may attend class for a fee of \$75.00.

Date: Tuesday, December 9

Time: 2:00pm-5:00pm

Fee: \$75.00, FREE W/ Machine Purchase

Instructor: Lorraine

Embroidery Basics

EB

This lesson, offered bi-monthly, is meant for new Embroidery Machine owners, ALL BRANDS. You will learn the basics of how to hoop your fabric, transfer a design, basic editing, and stitch out the design.

Date: Thursday, November 20

Time: 2:00pm-4:30pm

Fee: \$50.00, FREE W/ Machine Purchase

Instructor: Julie

Embroidery BEYOND Basics

EBB

A continuation of Embroidery Basics. Julie will show perfect positioning, getting to know different stabilizers and expand your general embroidery knowledge. Machines purchased from elsewhere may attend class for a fee of \$50.00.

Date: Thursday, October 30

Date: Thursday, December 18

Time: 2:00pm-4:30pm

Time: 2:00pm-4:30pm

Fee: \$50.00, FREE W/ Machine Purchase

Instructor: Julie

BSR Panel Practice

BSRP

Here is a "use your tools" class. Do you own the BERNINA Stitch Regulator but don't feel comfortable using it? In this class we will use the BSR to quilt a panel so you can get comfortable using this wonderful invention.

Skill Level: Beginner

Fee: \$20.00

Date: Saturday, October 18

Time: 1:30pm-3:30pm

Instructor: Angela Jones

Informative, Fun Sewing Times

Wool Gatherers Club

WGC

Sign up for the days that work best for you, one quarter at a time. Usually first Thursday of the month. Bring your wool/hand projects and have a nice afternoon with friends.

Dates: Thursdays; October 2, November 6, December 4

Times: 1:00pm-4:00pm

Fee: \$15.00 per session

Instructor: Lorraine

Open Sew Friday

OSF

Join us for a fun filled day of Open Sewing! You bring whatever project you would like to work on. We provide assistance if needed, lunch, and a space to work without any distractions. Bring your friends for a "retreat style" day; or make new friends each month.

Dates: Fridays; October 3, November 7, December 5

Time: 10:00am-4:00pm

Fee: \$35.00 per session

Instructor: Lorraine

Quilts for Kids

QFK

Join Stella in our classroom to help cut quilt kits! This is a fun time preparing kits to set-up volunteers for success. These kits will be available for volunteers to pick up, work on at home, and return. It's a win-win situation as you can practice your piecing and quilting skills. The finished quilts will provide love and care to children in need of some TLC. Fun is a requirement for this class!

Dates: Saturdays,
October 18, November 8,
December 27

Time: 10:00am-1:00pm



Sew Savvy Club

SSC

Our Sew Savvy Club welcomes everyone who has an interest in sewing. The annual membership is \$60.00. Members will receive 15% off on their loyalty card qualified purchases. On Sew Savvy dates, Thursday through Monday, members receive Double Boxes on their loyalty cards. You will receive two coupons for \$25.00 each toward any class for twelve months. We have two exclusive sewing retreats per year for members. At our year end party, we draw for an annual GRAND PRIZE worth over \$600.00.

Year End Party

Date: Saturday, December 6

Location: Chipeta Club House

Time: 10:00am-12:00pm

Jeff's You Tube



CRAZY Sister Workdays

CZSW

These workdays are restricted to the One Crazy Sister block of the month program participants. We will be working on different Crazy projects in the BOM program throughout the year. Skill Level: Confident Beginner

Dates: Wednesday, October 29; Tuesday, November 25;

Wednesday, December 31

Time: 10:00am-4:00pm

Fee: Included with BOM fee

Instructor: Angela

Free-Motion Quilting

BEGQ

We will be learning and practicing together, in a full day of Quilting 101 Practicing your technique; let's get good at the basics movements of quilting. If you have been quilting but you are ready for some new inspiration come in and fabric doodle with us.


Skill Level: Beginners and up

Date: Wednesday, November 19

Time: 10:00am-4:00pm

Fee: \$30.00

Instructor: Trista



Quilting Basics & Project Classes

Embroidery Workshop

EBW

Great beginner class for new machine owners and novice machine embroidery students. Quarterly designs for various techniques from Kimberbell, Pickle Pie, Smith Street Designs or others, are provided for class, kits included. If you are unable to transport your machine, store Rentals are available, limited availability with reservations required. Dates: Thursdays; October 30, November 20, December 18

Times: 10:00am-1:00pm

Fee: \$50.00 (includes design & kit for all 3-months)

Fee for Rental Machine:

\$25.00 per day

Instructor: Julie



Itty Bitty Booties,
By Smith Street Designs

Embroidery Fun

FUN

Machine embroidery work time and instruction. If you would like to try a new design or project but not sure how to accomplish it, Julie will help you through and provide some tips and tricks. Try your choice: Free-Standing Lace, Towels, Quilting in the Hoop, Multi-Hooping, Album Quilt Applique. Dates: Thursdays: October 23, November 13;

Wednesday, December 17

Times: 10:00am-4:00pm

Fee: \$30.00 per session

Instructor: Julie



Juniper Quilt

JPQT

Utilize precuts to make this pretty brown and blue striped quilt. Does *not* require a perfect seam allowance so its great for beginners and new sewers! Precuts available in this colorway, or choose your own.

Finishes to 59 1/2" x 75".

Skill Level: Beginner

Date: Friday, October 24

Time: 10:00am-4:00pm

Fee: \$30.00

Instructor: Angela



Christmas Leftovers

CTLO

Open sew class to work on those projects and gifts you didn't quite finish before Christmas. Bring your own project(s) and supplies and enjoy a fun day of sewing.

Skill Level: Beginner

Date: Friday, December 26

Time: 10:00am-4:00pm

Fee: \$30.00

Instructor: Angela

Ruler Foot 101

RFC

A little bit of help can go a long way, I really believe this. Come in for a few hours to get a grip on your ruler quilting technique. This is Free-Motion with a guide and it just turns out beautifully. The following Saturday is Ruler Panel Play, Trista will be there for assistance.

Skill Level: Beginner

Date: Thursday, October 2

Time: 9:30am-12:30pm

Fee: \$20.00

Instructor: Trista

Block-of-the-Month Anonymous

BOMA

Did you start a block of the month and not finish it? Well, how 'bout we get together and finish them! That's what Block-of-the-Month Anonymous is all about: moral support and group therapy to finish up some of those projects. By finishing them, we are making room for new projects, right?!?! Lunch is included.

Dates: Monday, October 13; Tuesday, December 16

Time: 10:00am-4:00pm

Fee: \$35.00 each session

Instructors: Angela or Lorraine

Block of the Month Quilt Classes

BOM "Work Time"

BOM

We offer work sessions that combine all of our current block-of-the-month programs, instead of sessions that are specific to each program. You can attend one session per month, to give you a little more flexibility in your picking a session that meets your schedule. Because more people will be involved in each session, please make sure you sign up, and cancel if you cannot attend. (If you haven't finished BOM projects for programs that have ended, you can attend BOM Anonymous).

Wool Smidgits, Gravity, Plum Bouquet, Table Top Banners, Sea Stars, Crazy Sisters, Vintage Christmas

October Dates & Times:

Tuesday 7, 1:30pm-5:30pm

Wednesday 15, 9:30am-1:30pm, 1:30pm-5:30pm

Saturday 25, 12:30pm-4:30pm

November Dates & Times:

Tuesday 4, 1:30pm-5:30pm, 1:30pm-5:30pm

Monday 24, 9:30am-1:30pm, 1:30pm-5:30pm

December Dates & Times:

Saturday 20, 12:30pm-4:30pm

Saturday 27, 1:30pm-5:30pm

Tuesday 30, 9:30am-1:30pm, 1:30pm-5:30pm

English Paper Piecing Christmas Table Runner

EEPCTR

This adorable block uses honeycomb templates, join our English instructor for some English handwork, she will be there to share her tips and tricks for great handwork. This is a 2-Part class.


Skill Level: Intermediate Hand Sewing

Dates: Saturdays; October 11
& November 22

Times: 10:00am-2:00pm

Fee: \$30.00

Instructor: Pam



EPP Open Sew

EPPOS

This block of time is for those who would like to continue working together on your English Paper Piecing whether it be Tula Pink, Beginner projects or the Advanced Rooster.

Skill Level: Confident Beginner

Date: Saturday, December 13

Time: 10:00am-2:00pm

Fee: \$20.00

Instructor: Pam

Calendar Club

CLC

New projects!

Come join Lorraine for more months of fun.

These are mostly table runners, quick and easy to finish for gifts or for your own table.

Dates: Wednesdays; October 8, November 12 and December 10

Times: 10:00am-4:00pm

Fee: \$30.00

Instructor: Lorraine



October:
Hexagon
Twinkle



November:
Buffalo
Lodge
Runner
and
Placemats



December: "Finish those Runners"

Ruler Panel Play

RLPP

Quilting with Rulers play on a Panel or other small project you choose. Trista is here to help get those points to land where you want them to go. Ruler quilting made simple, it is Free-Motion with a guide.

Skill Level: Beginner

Date: Saturday, October 4

Time: 9:30am-3:30pm

Fee: \$30.00

Instructor: Trista



Project Classes

Day of the Dead Quilts

DTDQ

Easy Panel Quilt with fast and easy flying geese. Come in and get this made for that special person in your life.

Skill Level: Beginner

Date: Wednesday, October 1

Time: 10:00am-4:00pm

Fee: \$30.00

Instructor: Julie



Twister Menagerie

TWMG

A mixture of pieced blocks and twister pinwheel blocks. Beautiful in a rainbow of colors. You can use the same fabric I am using or fabric of your choice. This makes a nice size quilt 74"x74" or 81"x81". There will be work times to finish.

Skill Level: Confident Beginner

Date: Friday, October 10

Time: 10:00am-4:00pm

Fee: \$30.00

Instructor: Francie



Jeepers Creepers

JCPS

Your choice of Whimsical Halloween wall hanging or table runner. Easy block assembly using "stitch and flip" units and panel blocks. Wall hanging finishes to 47" x 47"; table runner finishes to 24 1/2" x 47". A limited number of kits will be available for both sizes.

Skill Level: Confident Beginner

Date: Monday, October 6

Time: 10:00am-4:00pm

Fee: \$30.00

Instructor: Angela



Twister Menagerie Worktime

TWWT

Time for continued work on your Twister project.

Skill Level: Confident Beginner

Date: Thursday, November 6

Time: 9:30am-12:30pm

Fee: \$20.00

Date: Wednesday, December 3

Time: 10:00am-4:00pm

Fee: \$30.00

Instructor: Francie

Sweatshirt Jacket

SWJ

We love our quilting fabrics so much! Now we can get cozy with this nice jacket to wrap up in and keep us warm as the fall weather moves in.

Skill Level: Beginner

Date: Thursday, October 9

Time: 10:00am-4:00pm

Fee: \$30.00

Instructor: Lorraine



Rocketship Backpack

RTBP

Start with a printed panel and turn it into a fun backpack! No additional fabric needed, uses fusible fleece for batting. Includes an astronaut stuffy. Great for a sleepover or taking toys to Grandma's, perfect for boys AND girls!

Skill Level: Beginner

Date: Tuesday, October 14

Time: 1:30pm-5:30pm

Fee: \$20.00

Instructor: Angela



Specialty Project Classes

Tilda's Merry Little Christmas TMLC

Free patterns from TildasWorld.com. Join in the Christmas sewing with a pillow, stockings, quilts, or wall hanging from the new Tilda fabrics.

Skill Level: Beginner

Date: Thursday, October 16

Time: 10:00am-4:00pm

Fee: \$30.00

Instructor: Julie



Embroidery Ornament EMBO

Fold 'N Stitch ornaments 3D, sewn on the embroidery machine. Then assembled on your sewing machine. Embellish with a few beads and make custom ornaments for the tree or other decorations. *Sharing the classroom with Embroidery Runner project.

Skill Level: Beginner Embroidery

Dates: Fridays, October 17

OR November 14

Times: 1:00pm-4:00pm

Fee: \$20.00 per session

Instructor: Julie



Springtime Embroidery Runner STER

Design from OESD, tulips on tiles that assemble to make a table runner. Your choice of fabrics and colors. This is a 2-part class. Pictured here is one of the blocks for this runner.

*Sharing the classroom with Embroidery Ornaments project.

Skill Level: Beginner Embroidery

Dates: Fridays, October 17 and November 14

Times: 10:00am-4:00pm

Fee: \$50.00

Instructor: Julie



Advent Calendar Choice AVCC

We have several advent calendar panels to choose from. Pick your favorite(s) and join us for a fun day of sewing. Some panels are fold & stitch, some are pieced. These are fun for kids and adults!

Skill Level: Confident Beginner

Date: Monday, November 3

Time: 10:00am-4:00pm

Fee: \$30.00

Instructor: Angela



FSL Prairie Cabin FSLPC

Welcome to the next volume of the "Homestead Prairie" set of free-standing machine embroidery buildings. Included are the cabin, outhouse, clothesline with clothes, trough and firewood stack.

Skill Level: Confident Machine

Embroiderer

Date: Monday, October 20

Time: 10:00am-4:00pm

Fee: \$30.00

Instructor: Angela



Specialty Project Classes

Sunkissed Sunflowers Throw

SSFT

Back this quilt with flannel and you have a cozy couch throw, great for napping! What looks tricky are basic flying geese blocks and rectangles rotated to form the border pattern. Kit purchase required. Finishes to 52" x 71". Coordinates with our Sunkissed Sunflowers Block-of-the-month project.

Skill Level: Confident Beginner

Date: Tuesday, October 21

Time: 10:00am - 4:00pm

Fee: \$30.00

Instructor: Angela



Good Tidings Wreath

GDT

Poinsettia wreath wall hanging or lap quilt. Julie will help you step by step sewing this unique wreath with or without a border. Finished size without a border is 37" x 37".

Skill Level: Confident Beginner

Date: Wednesday, November 5

Time: 10:00am-4:00pm

Fee: \$30.00

Instructor: Julie



Spread Love & Cheer

SLCR

Need a happy quilt? This is it! While it does have some poinsettias in the design, it doesn't scream "Christmas" so its perfect for any time of year and any occasion. Center panel and precut charm squares makes assembly go fast. Kit purchase required.

Finishes to 56 1/2" x 64 1/2".

Skill Level: Beginner

Date: Monday, October 27

Time: 10:00am-4:00pm

Fee: \$30.00

Instructor: Angela



Christmas Mouse in Flannel

CMIF

We will use an adorable flannel fabric line from Northcott for this project. Extra bolts of flannel are available to add extra borders or to complete it with a coordinating back. Kit purchase required.

Finishes to 58" x 58".

Skill Level: Confident Beginner

Date: Monday, November 10

Time: 10:00am-4:00pm

Fee: \$30.00

Instructor: Angela



Union Street 3D

US3D

Here's a variation on the classic tumbling block pattern, as designed by Krista Moser. Modern colors and the mix of tones gives this quilt depth and movement. Kit purchase required. Finishes to 56" x 69".

This is a 2-part class.

Skill Level: Intermediate

Date: Mondays, December 15 & 22

Time: 9:30am-1:30pm

Fee: \$30.00

Instructor: Angela



Collage Class

CC

Cut and Paste fun! Bring in some fun fabrics with cute little parts to it and we will cut and fuss about where to lay it. There are many collage patterns available. This class is for fabric fun. No sewing today! Come play!

Skill Level: Beginner

Date: Tuesday, November 11

Time: 10:00am-4:00pm

Fee: \$30.00

Instructor: Trista



Specialty Project Classes

Floralscape

FLSP

A few Delectable Mountains blocks frame out these panel blocks nicely. The rust and turquoise colors are a stunning color palette. Blocks feature inspirational quotes like, "Happiness Grows Where You Plant It".

Kit purchase required.

Finishes to 40" x 49 1/2".

Skill Level: Confident Beginner

Date: Monday, November 17

Time: 10:00am-4:00pm

Fee: \$30.00

Instructor: Angela



Fast Flannel

FFLN

Big blocks will make this a quick make. A few accent blocks add interest and are strip pieced so they will go together quickly. Blocks would be perfect to feature custom quilting or in-the-hoop quilting designs. Kits available. Finishes to 60" x 72".

The pattern (Urban Oasis) includes an 84" x 96" option if you'd like to make a larger quilt.

Skill Level: Beginner

Date: Wednesday,

November 26

Time: 9:30am-12:30pm

Fee: \$20.00

Instructor: Angela



Panel Flight

PNF

Let's have some fun with a panel! This pattern is quick and easy, with a sharp look.

Finished size 51.5" x 47.5".

Skill Level: Beginner

Date: Tuesday, October 28

Time: 10:00am-4:00pm

Instructor: Francie



Thanksgiving Escape

Snowman Collector

SMCL

Our pieced and appliqued Snowman Collector is here to help you prepare for snow season and bring a charming country look to your home. Kansas Troubles "Bluebirds Nest" fabrics (blues and tans) will be used in our sample & kits.

Kit purchase required. Finishes to 14" x 27".

Skill Level: Confident Beginner

Date: Friday, November 28

Time: 10:00am-4:00pm

Fee: \$30.00

Instructor: Angela



Thanksgiving Escape

Prairie Point Ornament

PPOT

This cute Christmas ornament is a great way to show off some of your best Christmas fabrics. Choose to do the project or join in for Open Sew. Uses 5" squares

Skill Level: Beginner

Date: Saturday, November 29

Time: 10:00am-4:00pm

Fee: \$30.00

Instructor: Lorraine



Specialty Project Classes

Beyond the Rope Bowl

BYRB

Let's have fun with our rope designs, possible ornaments, or a towel holder, a holiday trivet. Let's explore ideas to make gifting fun.

Skill Level: Confident Beginner

Date: Monday, December 1

Time: 10:00am-4:00pm

Fee: \$30.00

Instructor: Delores



Constellation Quilt

CNST

Simply Half Yard Quilts book by It's Sew Emma.

Finishes to: 60 1/2" x 60 1/2".

Skill Level: Beginner

Date: Thursday, December 11

Time: 10:00am-4:00pm

Fee: \$30.00

Instructor: Julie



Mini Charm Bags

MICB

Fun bags to make with mini charm packs. These would make a great gift that you could also fill with goodies.

Skill Level: Confident Beginner

Date: Friday, December 12

Time: 10:00am-4:00pm

Fee: \$30.00

Instructor: Francie



Faux Pleated Pillow

FPPW

Let's have fun making a faux pleated pillow. Holidays colors, or your decor colors. Learn to make a 16" pillow with an envelope closure. Great gift idea for Christmas, or an upcoming birthday.

Skill Level: Confident Beginner

Date: Tuesday, December 2

Time: 10:00am-4:00pm

Fee: \$30.00

Instructor: Delores



Bloomin' Blanket Stitch

BBLS

Would you like to learn how to blanket stitch applique, or improve your blanket stitch? This is a technique class where Angie will share her tips and tricks for a great looking blanket stitch. You will work on these large floral blocks while learning. Choose your size and choose your fabrics, a great time to use a bit of that stash! Pillow or placemat finishes to 13" x 18"; table runner finishes to 18" x 50"; wall hanging or bed runner finishes to 18" x 60".

Skill Level: Beginner

Date: Monday, December 29

Time: 10:00am-4:00pm

Fee: \$30.00

Instructor: Angela



Robot Patches

RBPT

Classic and fun robot designs are fun for anyone, kids and adults, boys and girls. The engineer in your life would appreciate these whimsical mechanical contraptions and the asymmetrical layout of this quilt. Basic four-patch and half-square blocks combine with panel blocks to make assembly easier than it looks.

Kit purchase required.

Finishes to 60" x 80".

Skill Level: Intermediate

Date: Monday, December 8

Time: 10:00am-4:00pm

Fee: \$30.00

Instructor: Angela

