
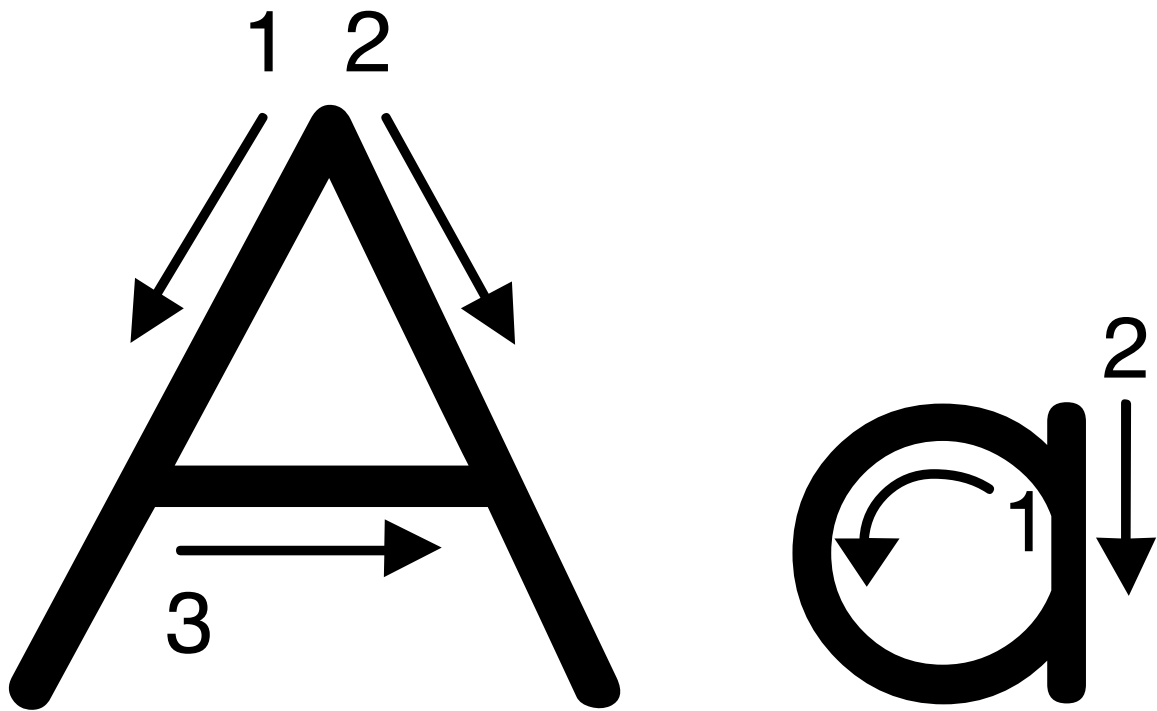


Andrew the alligator



Andrew the Alligator,
Andrew the Alligator,
Forgot to brush his teeth,
So the Dentist said "See Ya Later!"

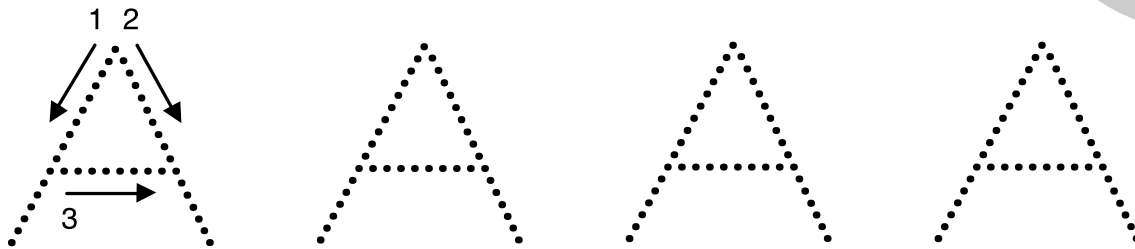
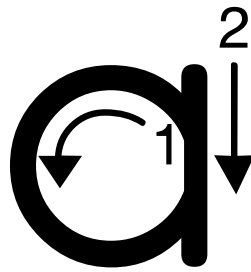
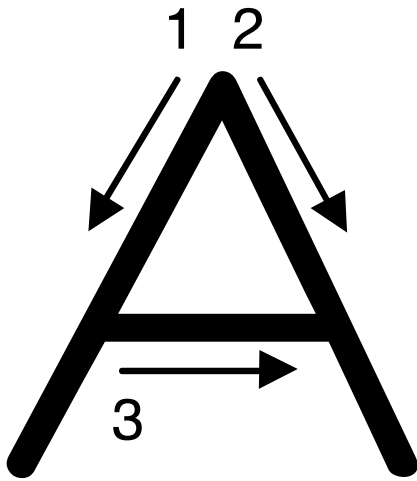


Start at the top, top, top,
Slant down to the left,
Slant down to the right,
Go straight across to connect
In the middle,
And then stop, stop, stop!

Name: _____

Writing Letter A

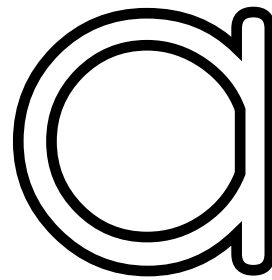

Directions: First, trace the letter with your finger to learn how to write it. Next, trace the uppercase & lowercase letters. Last, trace the word.





Name: _____

Writing Letter A


Directions: First, trace the letter with your finger to learn how to write it. Next, color the uppercase & lowercase letters. Last, draw an animal in the box.



I see an alligator.



Andrew the alligator



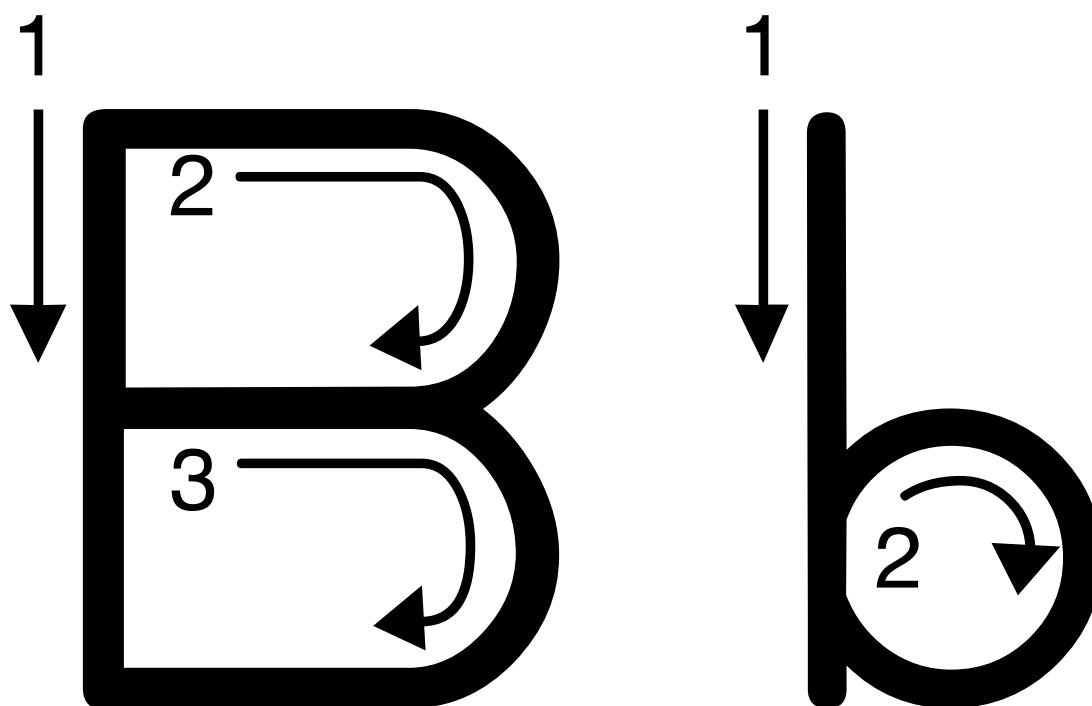
Andrew the Alligator,
Andrew the Alligator,
Forgot to brush his teeth,
So the Dentist said "See Ya Later!"

Name: _____

Becky the bird



Becky the bird, bird, bird,
Lived in a house, house, house.
She thought she heard, heard, heard,
A little mouse, mouse, mouse!







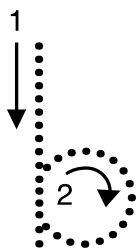



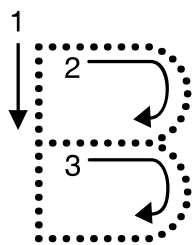
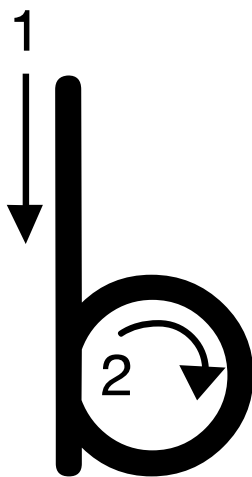
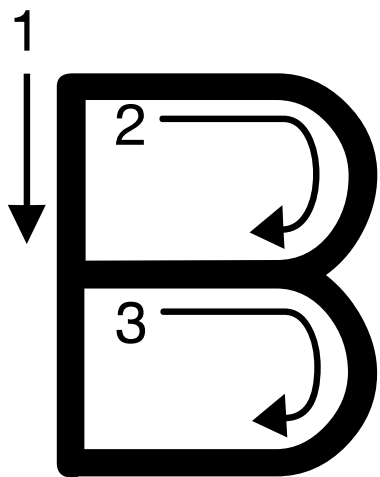


Start at the top, top, top,
Go straight down,
Start at the top,
Loop to the right to connect
In the middle, then do it again,
And then stop, stop, stop!

Name: _____

Writing Letter B

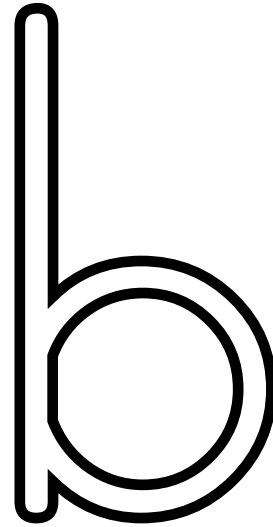

Directions: First, trace the letter with your finger to learn how to write it. Next, trace the uppercase & lowercase letters. Last, trace the word.




Name: _____

Writing Letter B


Directions: First, trace the letter with your finger to learn how to write it. Next, color the uppercase & lowercase letters. Last, draw an animal in the box.



I see a bird.



Becky the bird



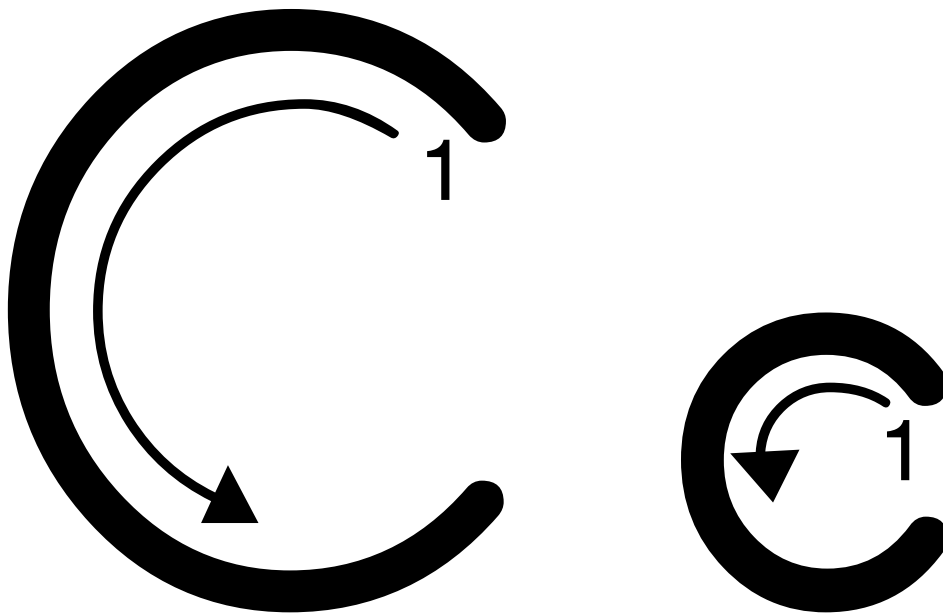
Becky the bird, bird, bird,
Lived in a house, house, house.
She thought she heard, heard, heard,
A little mouse, mouse, mouse!

Name: _____

Caleb the cat



Caleb the cat, cat, cat
Is a good cook cook cook!
He cooked a rat, rat, rat
Inside a book, book, book!

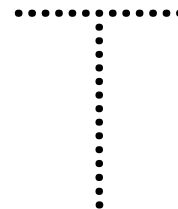





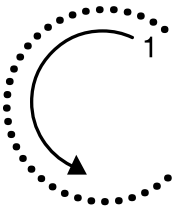


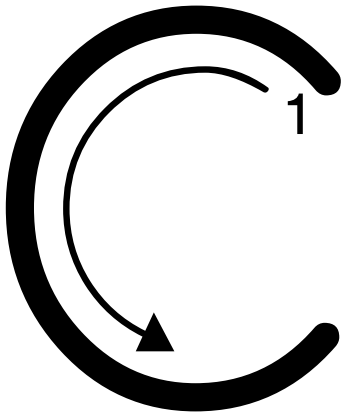


Start at the top, top, top,
Loop to the left,
Don't connect,
And then stop, stop, stop!

Name: _____

Writing Letter C

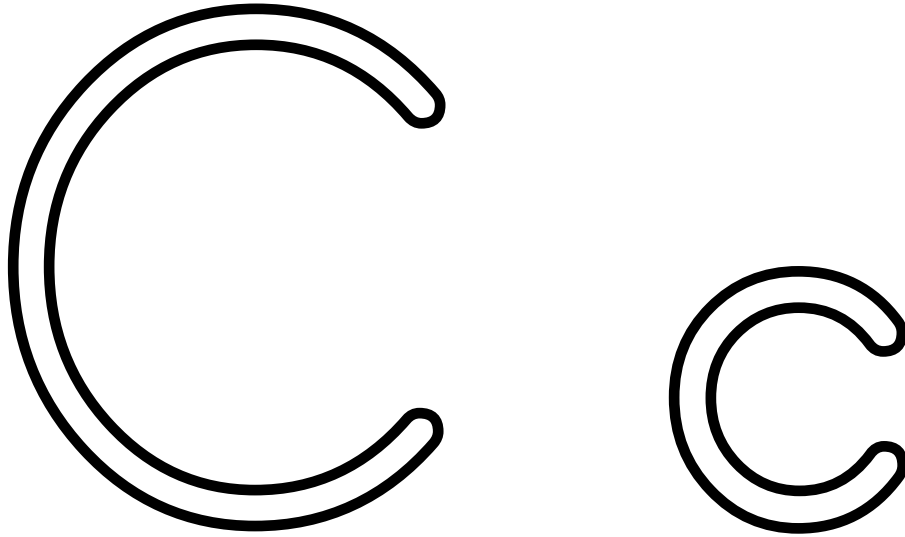
Directions: First, trace the letter with your finger to learn how to write it. Next, trace the uppercase & lowercase letters. Last, trace the word.




Name: _____

Writing Letter C


Directions: First, trace the letter with your finger to learn how to write it. Next, color the uppercase & lowercase letters. Last, draw an animal in the box.



I see a cat.



Caleb the cat



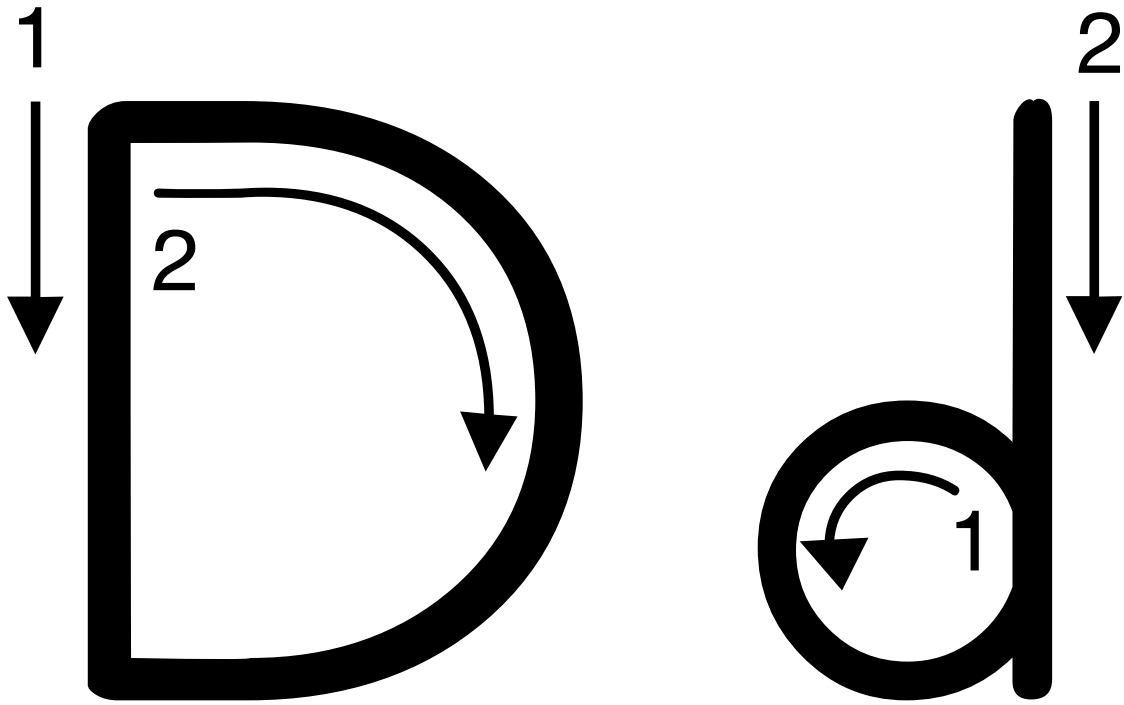
Caleb the cat, cat, cat
Is a good cook cook cook!
He cooked a rat, rat, rat
Inside a book, book, book!

Name: _____

Daniel the dog



Daniel the dog, dog, dog,
Liked to chase his tail, tail, tail.
So he started to jog, jog, jog,
Until he stepped on a nail, nail, nail!






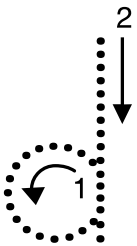



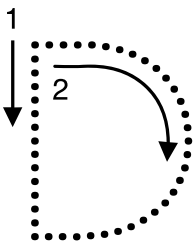
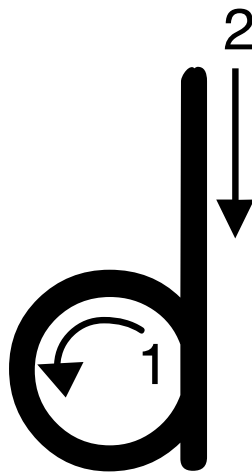
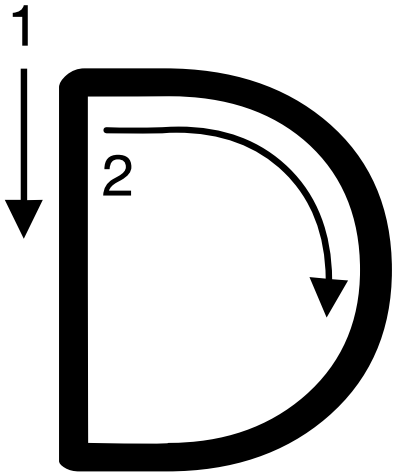


Start at the top, top, top,
Go straight down,
Start at the top,
Loop to the right to connect
And then stop, stop, stop!

Name: _____

Writing Letter D

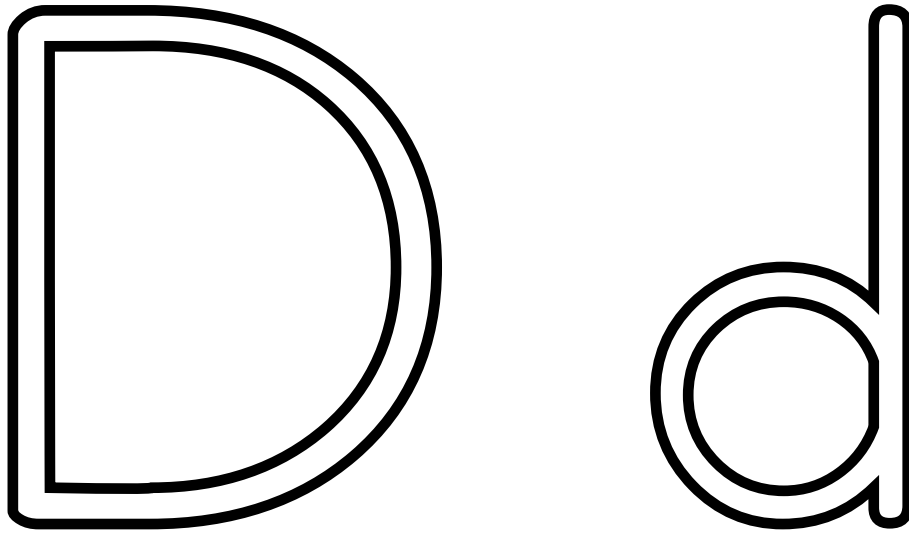
Directions: First, trace the letter with your finger to learn how to write it. Next, trace the uppercase & lowercase letters. Last, trace the word.




Name: _____

Writing Letter D


Directions: First, trace the letter with your finger to learn how to write it. Next, color the uppercase & lowercase letters. Last, draw an animal in the box.



I see a dog.



Daniel the dog




Daniel the dog, dog, dog,
Liked to chase his tail, tail, tail.


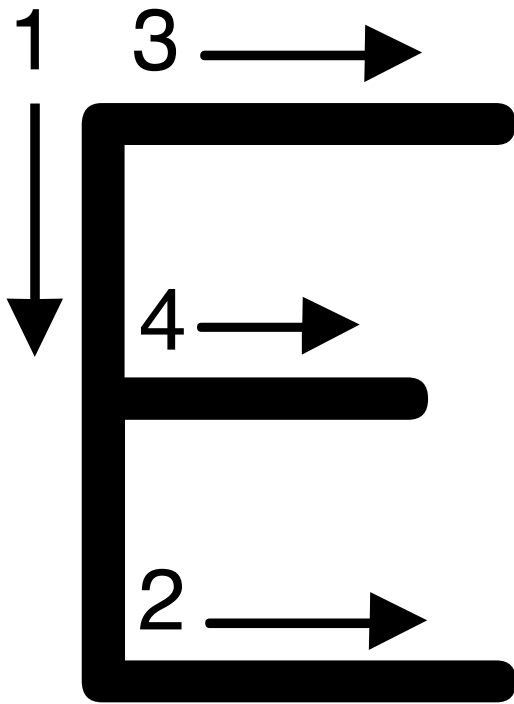
So he started to jog, jog, jog,
Until he stepped on a nail, nail, nail!

Name: _____

Evan the elephant



Evan the Elephant,
Evan the Elephant,
Got dressed in a suit,
And looked really elegant!





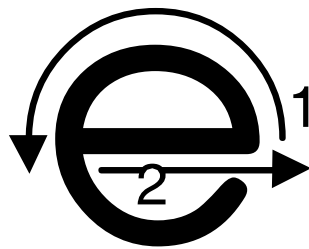
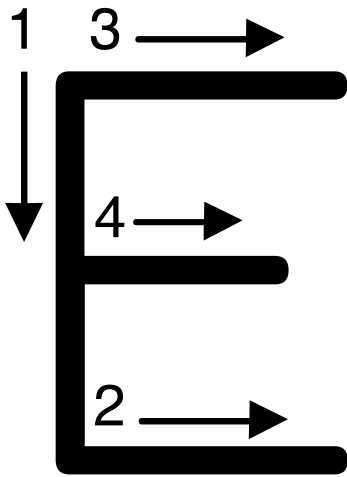


Start at the top, top, top,
Go straight down,
Start at the top,
Slide to the right,
One, two, three,
And then stop, stop, stop!

Name: _____

Writing Letter E

Directions: First, trace the letter with your finger to learn how to write it. Next, trace the uppercase & lowercase letters. Last, trace the word.



Name: _____



Writing Letter E

Directions: First, trace the letter with your finger to learn how to write it. Next, color the uppercase & lowercase letters. Last, draw an animal in the box.


E

e

I see an elephant.



Evan the elephant



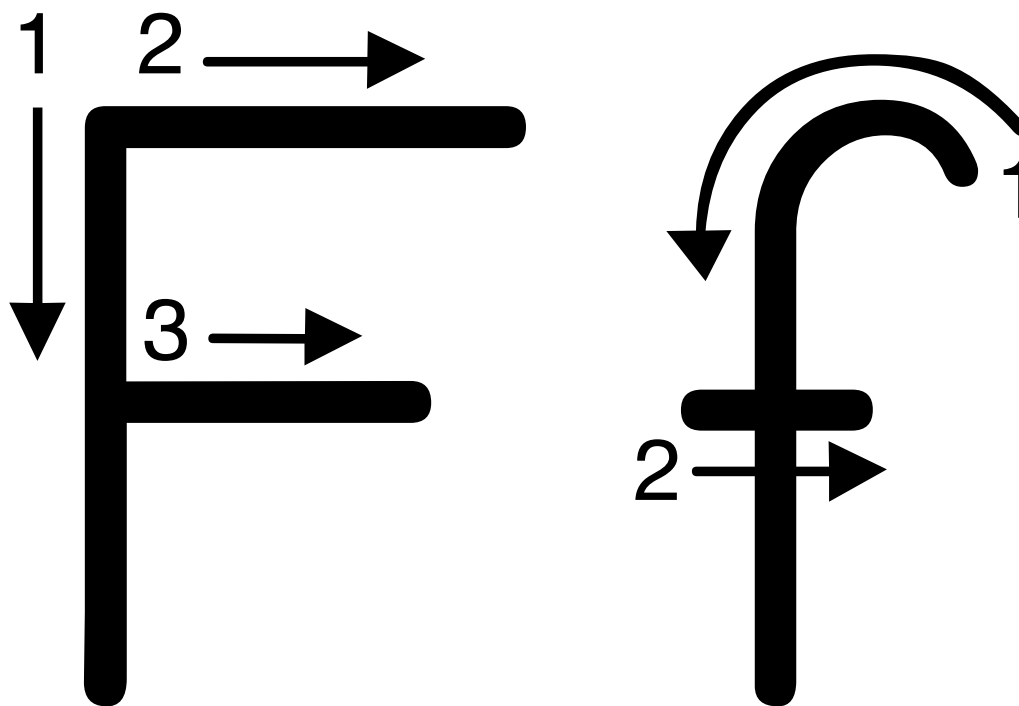
Evan the Elephant,
Evan the Elephant,
Got dressed in a suit,
And looked really elegant!

Name: _____

Fanny the frog



Fanny the frog, frog, frog
Just sang her song, song, song
With her friend dog, dog, dog -
All the day long, long, long!







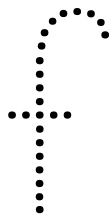
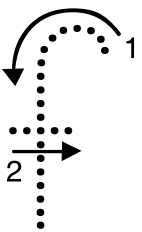
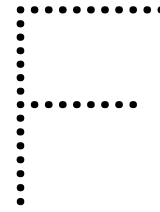


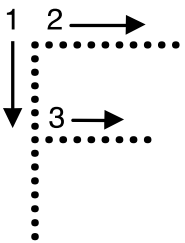
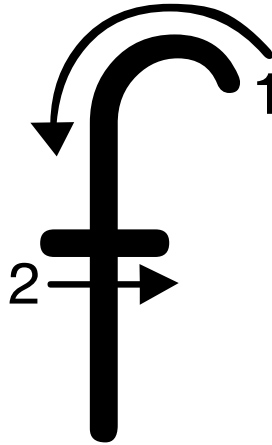
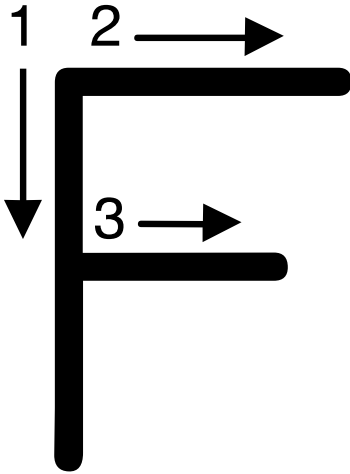


Start at the top, top, top
Go straight down,
Start at the top,
Slide to the right,
One, two,
And then stop, stop stop!

Name: _____

Writing Letter F

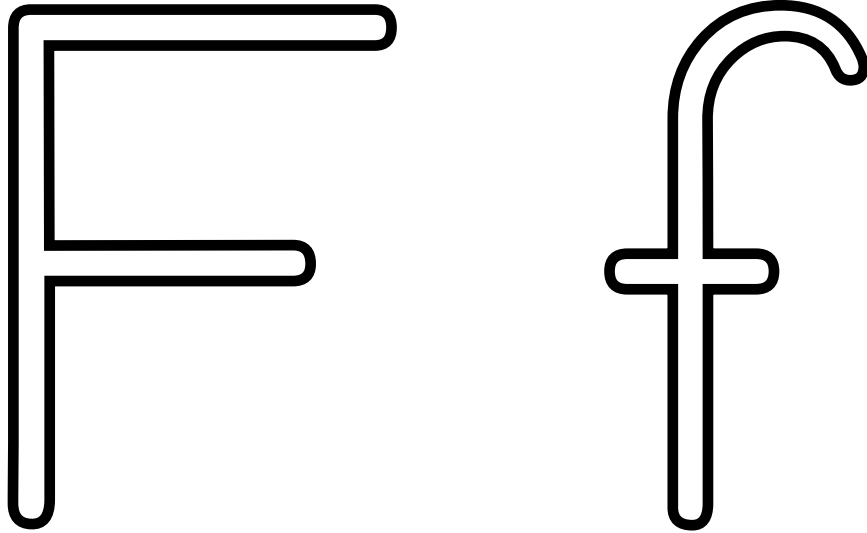
Directions: First, trace the letter with your finger to learn how to write it. Next, trace the uppercase & lowercase letters. Last, trace the word.




Name: _____

Writing Letter F


Directions: First, trace the letter with your finger to learn how to write it. Next, color the uppercase & lowercase letters. Last, draw an animal in the box.



I see a frog.



Fanny the frog



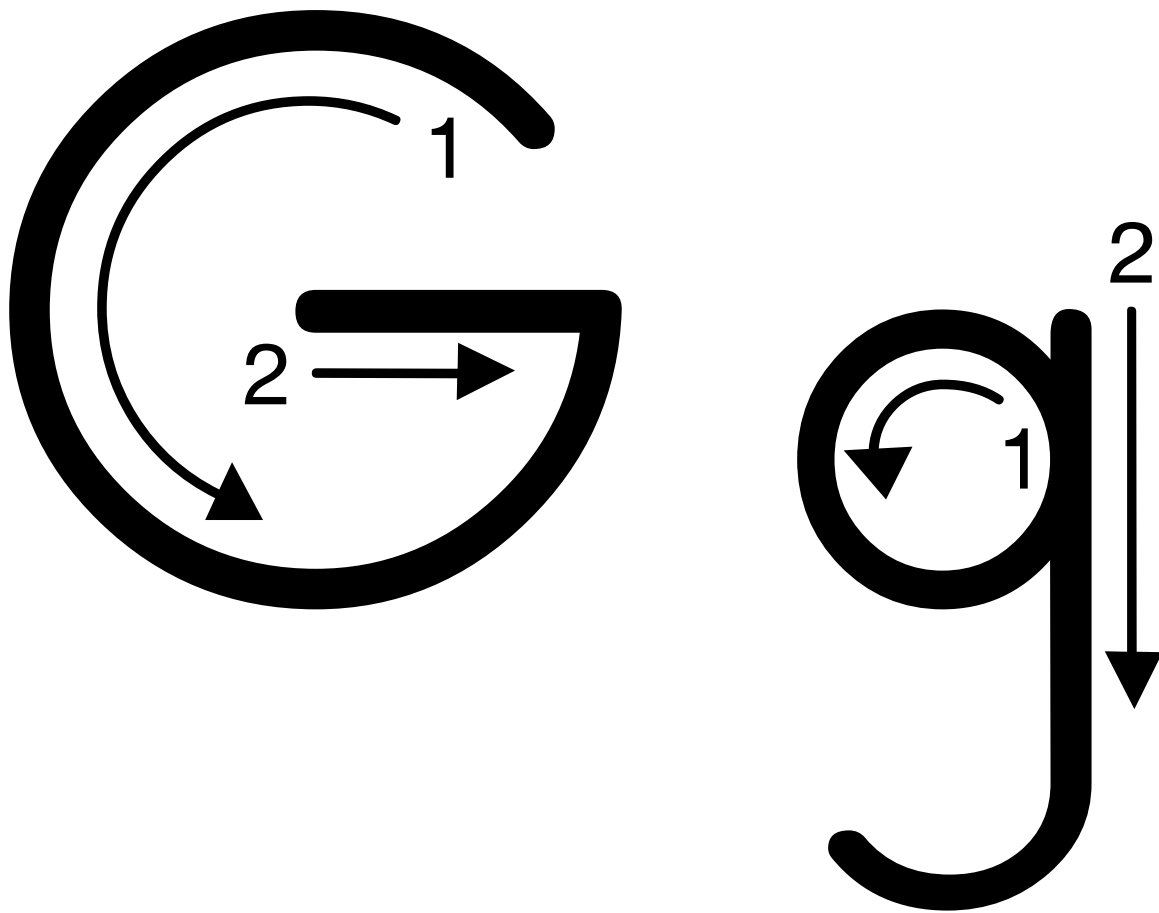
Fanny the frog, frog, frog
Just sang her song, song, song
With her friend dog, dog, dog -
All the day long, long, long!

Name: _____

Garrett the gorilla



Garrett the gorilla,
Garrett the Gorilla,
Stomped around the jungle,
Acting like Godzilla!

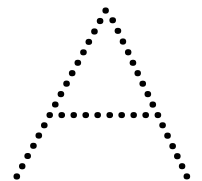





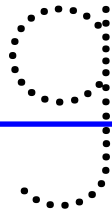
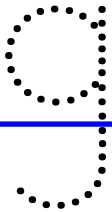
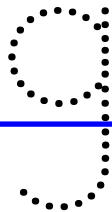
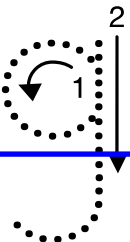



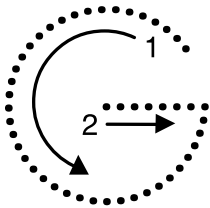
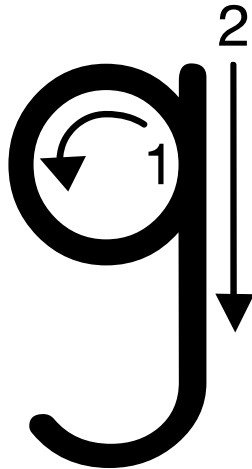
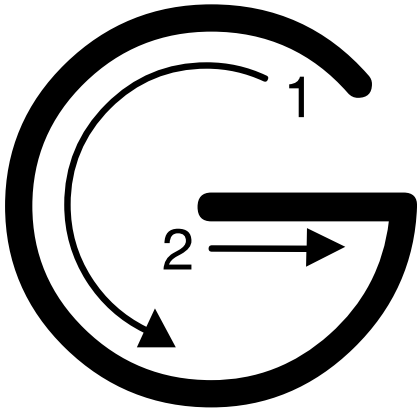


Start at the top, top, top,
Loop to the left,
Stop in the middle
Slide to the left,
And then stop, stop, stop!

Name: _____

Writing Letter G

Directions: First, trace the letter with your finger to learn how to write it. Next, trace the uppercase & lowercase letters. Last, trace the word.



Name: _____

Writing Letter G


Directions: First, trace the letter with your finger to learn how to write it. Next, color the uppercase & lowercase letters. Last, draw an animal in the box.



I see a gorilla.




Garrett the gorilla



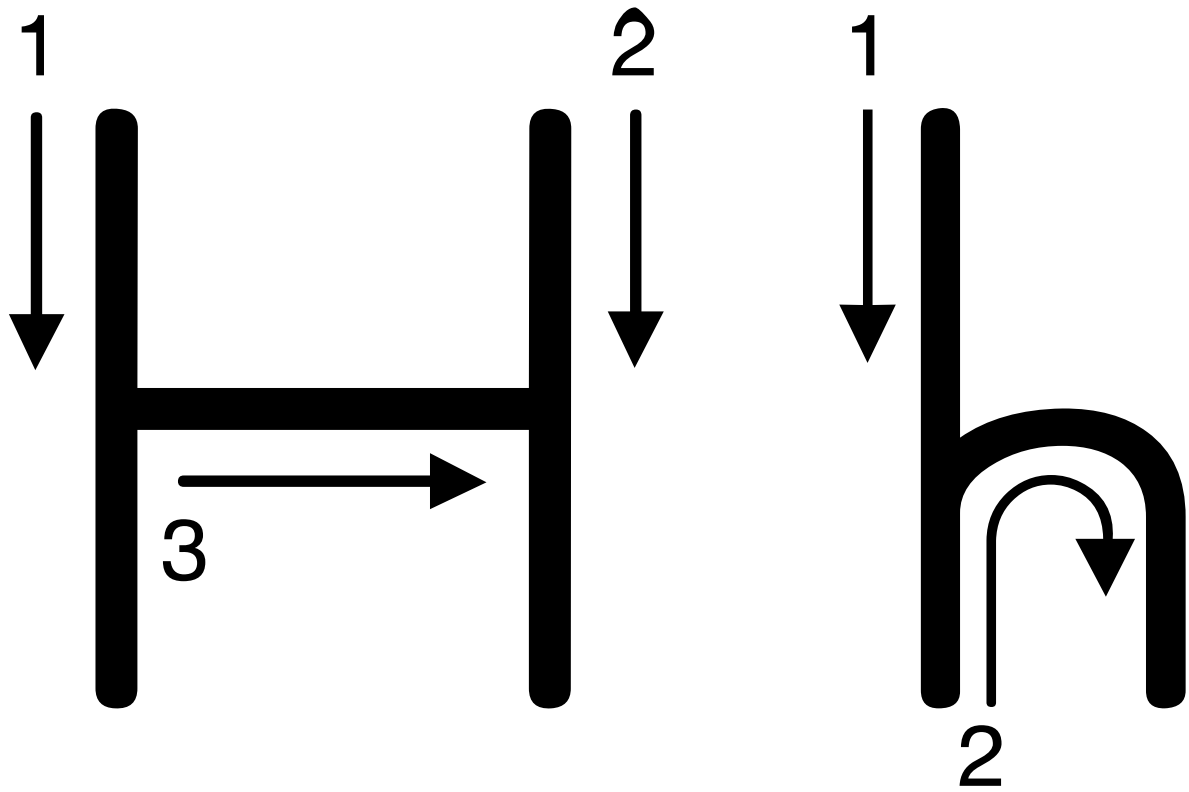
Garrett the gorilla,
Garrett the Gorilla,
Stomped around the jungle,
Acting like Godzilla!

Name: _____

Hailey the horse



Hailey the horse, horse, horse,
Had to stop real fast, fast, fast,
There was a force, force, force,
She couldn't get past, past, past!


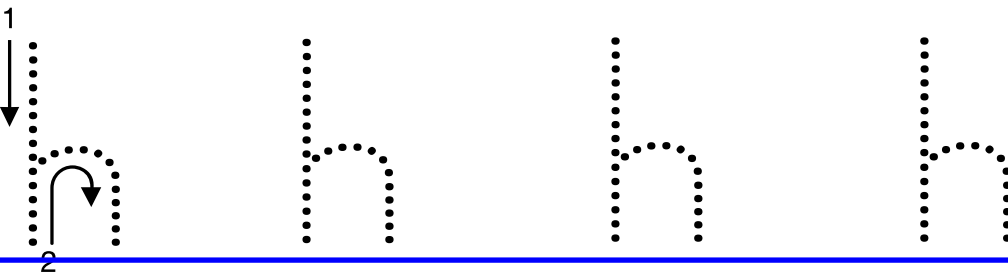
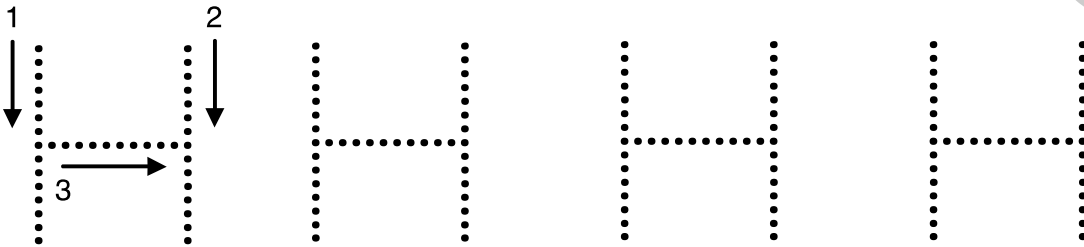

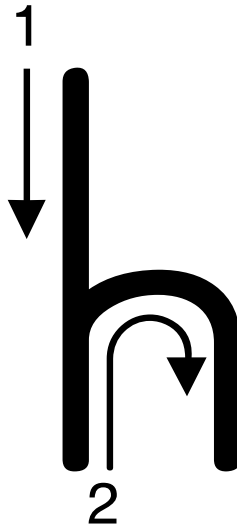
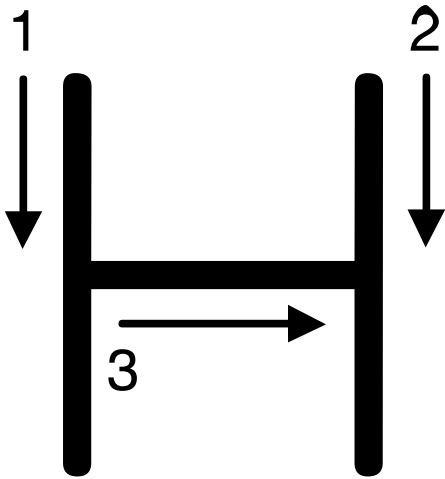


Start at the top, top, top,
Go strait down,
One, two,
Slide to the right in the middle,
To connect,
And then stop, stop, stop!

Name: _____

Writing Letter H

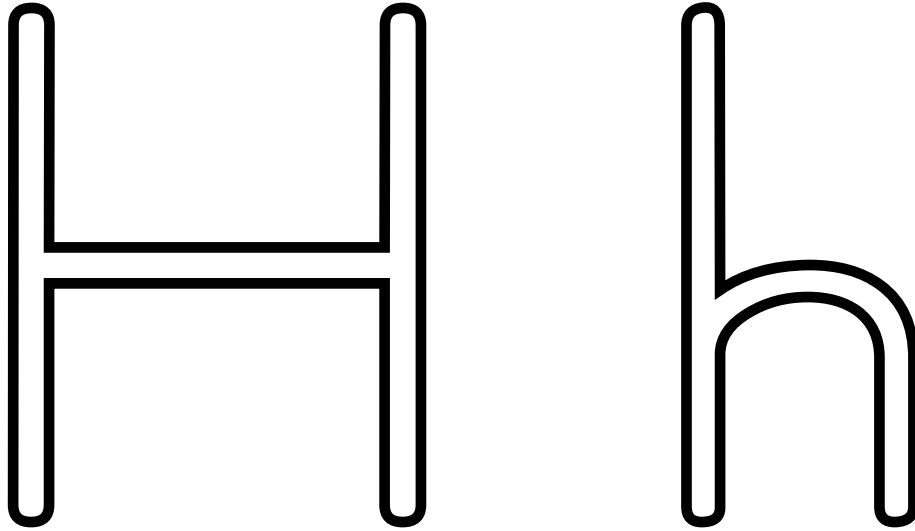
Directions: First, trace the letter with your finger to learn how to write it. Next, trace the uppercase & lowercase letters. Last, trace the word.





Name: _____

Writing Letter H


Directions: First, trace the letter with your finger to learn how to write it. Next, color the uppercase & lowercase letters. Last, draw an animal in the box.



I see a horse.



Hailey the horse



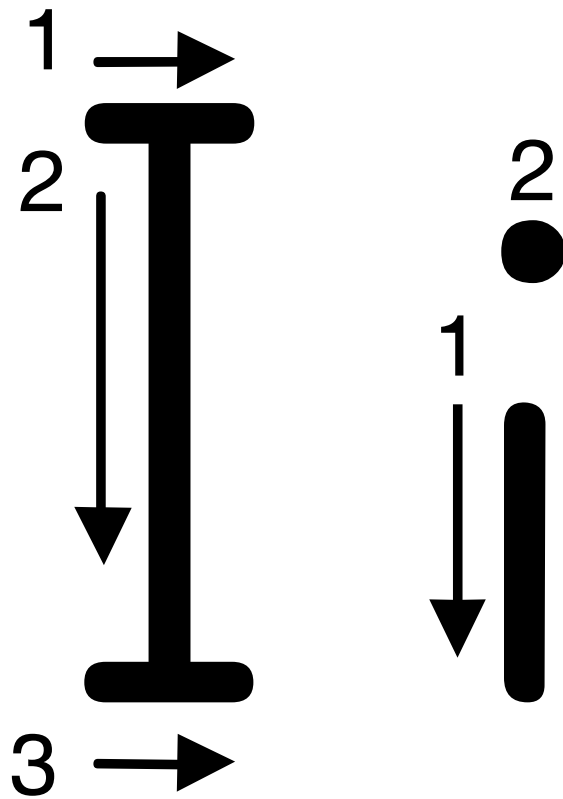
Hailey the horse, horse, horse,
Had to stop real fast, fast, fast,
There was a force, force, force,
She couldn't get past, past, past!

Name: _____

Izzy the impala



Izzy the Impala,
Izzy the Impala,
Tried to reach a really high branch
But he wasn't very tall-a!






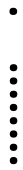
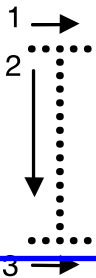
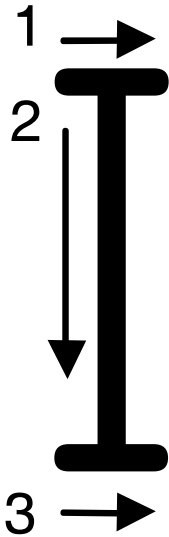


Start at the top, top, top,
Slide to the right,
Start in the middle,
Go straight down,
Repeat on the bottom,
And then stop, stop, stop!

Name: _____

Writing Letter I

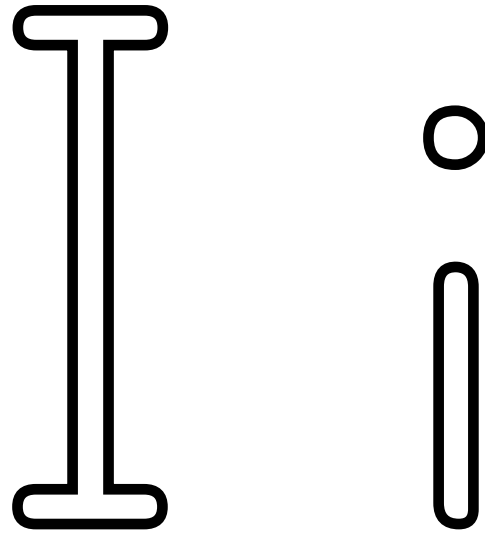
Directions: First, trace the letter with your finger to learn how to write it. Next, trace the uppercase & lowercase letters. Last, trace the word.




Name: _____

Writing Letter I


Directions: First, trace the letter with your finger to learn how to write it. Next, color the uppercase & lowercase letters. Last, draw an animal in the box.



I see an impala.



Izzy the impala



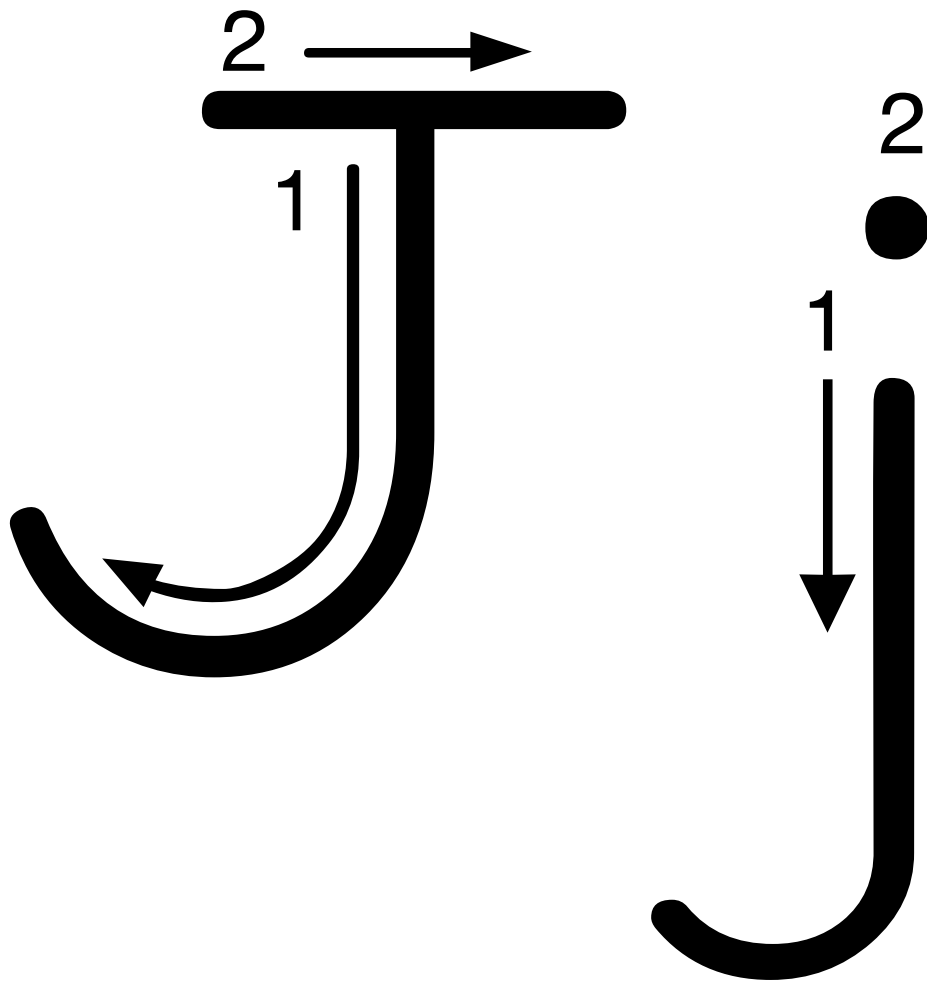
Izzy the Impala,
Izzy the Impala,
Tried to reach a really high branch
But he wasn't very tall-a!

Name: _____

Joseph the jaguar



Joseph the jaguar,
Joseph the jaguar,
Was the fastest on the planet,
Even faster than a streetcar!


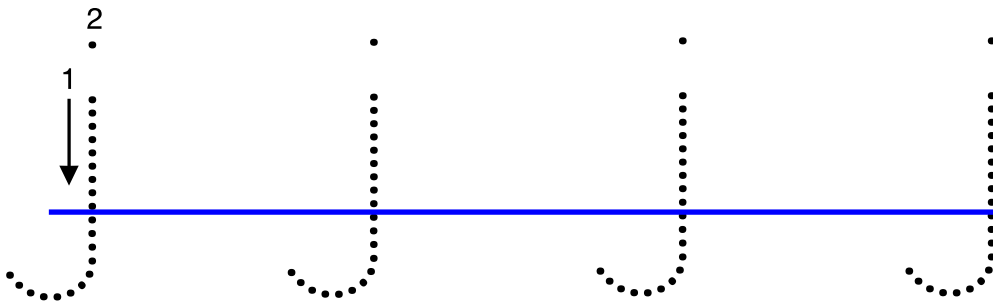

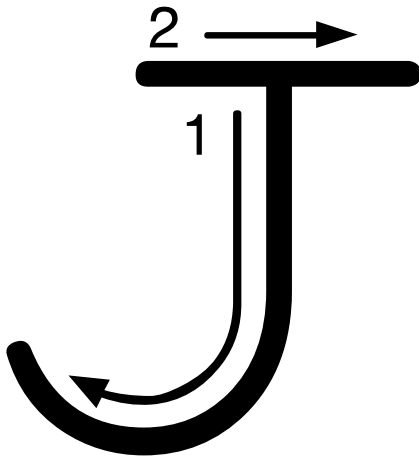


Start at the top, top, top,
Go straight down
And loop to the left,
Start at the top,
Slide to the right,
And then stop, stop, stop!

Name: _____

Writing Letter J


Directions: First, trace the letter with your finger to learn how to write it. Next, trace the uppercase & lowercase letters. Last, trace the word.




Name: _____

Writing Letter J


Directions: First, trace the letter with your finger to learn how to write it. Next, color the uppercase & lowercase letters. Last, draw an animal in the box.



I see a jaguar.



Joseph the jaguar



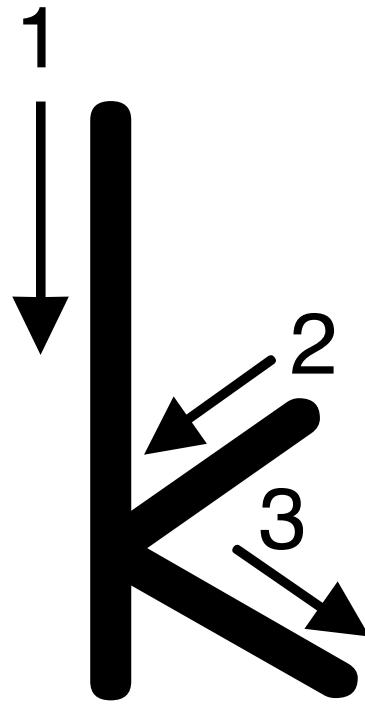
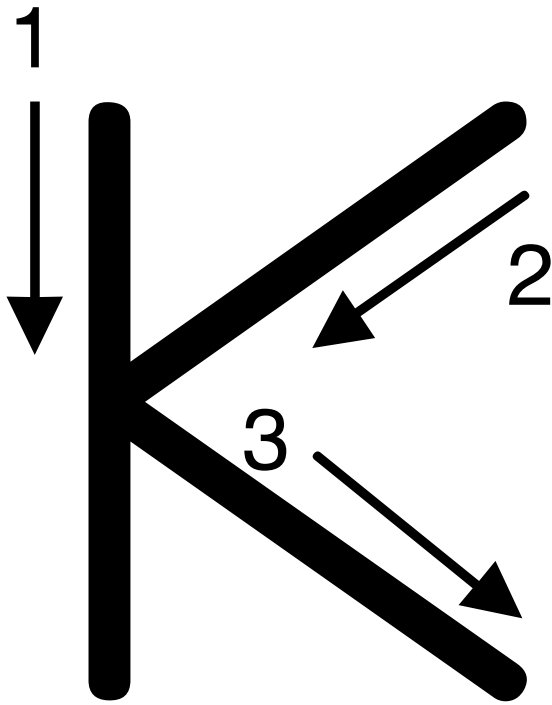
Joseph the jaguar,
Joseph the jaguar,
Was the fastest on the planet,
Even faster than a streetcar!

Name: _____

Katie the koala



Katie the koala,
Katie the koala,
Hung onto her mother,
And tried not to fall-a!

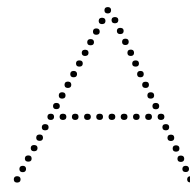

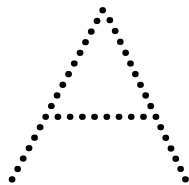



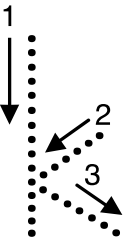
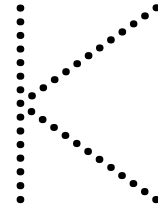
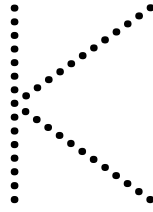

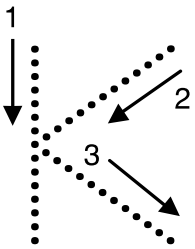
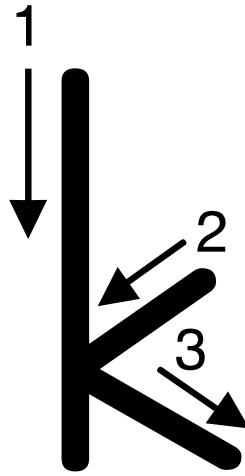
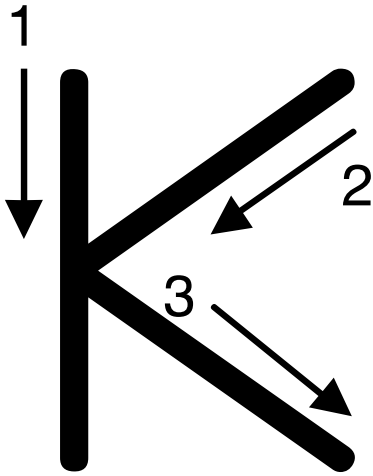


Start at the top, top, top,
Go straight down,
Start at the top,
Slant down to the left,
To connect in the middle,
Then slant down to the right,
And then stop, stop, stop!

Name: _____

Writing Letter K

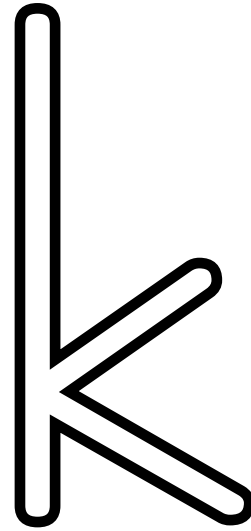
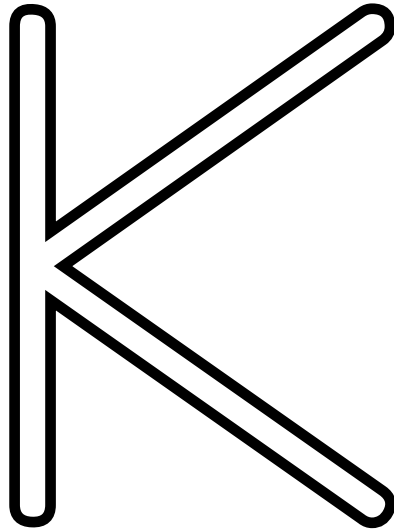
Directions: First, trace the letter with your finger to learn how to write it. Next, trace the uppercase & lowercase letters. Last, trace the word.




Name: _____

Writing Letter K


Directions: First, trace the letter with your finger to learn how to write it. Next, color the uppercase & lowercase letters. Last, draw an animal in the box.



I see a koala.



Katie the koala



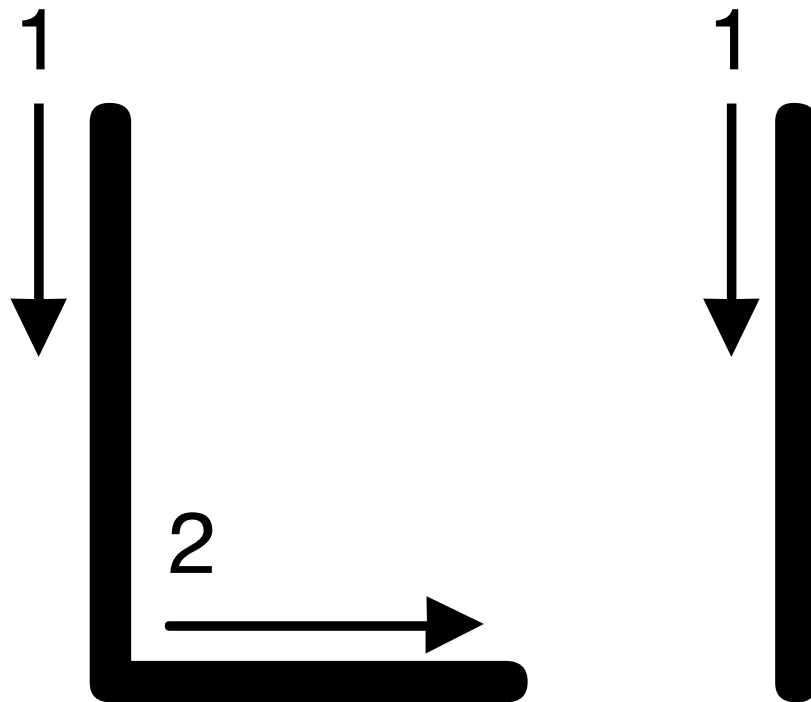
Katie the koala,
Katie the koala,
Hung onto her mother,
And tried not to fall-a!

Name: _____

Larry the lion



Larry the lion, lion, lion,
Just couldn't sleep, sleep, sleep.
He kept on tryin', tryin', tryin',
To count the sheep, sheep, sheep!








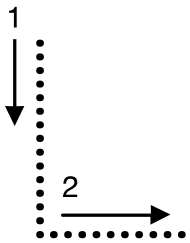
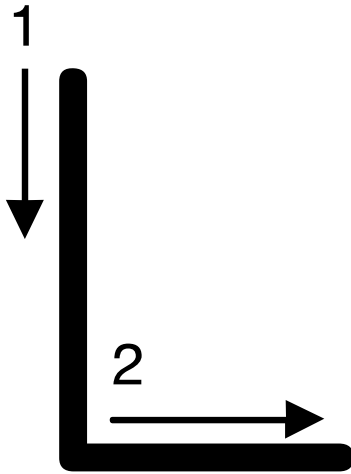


Start at the top, top top,
Go straight down,
Slide to the right,
And then stop, stop, stop!

Name: _____

Writing Letter L


Directions: First, trace the letter with your finger to learn how to write it. Next, trace the uppercase & lowercase letters. Last, trace the word.




Name: _____

Writing Letter L


Directions: First, trace the letter with your finger to learn how to write it. Next, color the uppercase & lowercase letters. Last, draw an animal in the box.



I see a lion.



Larry the lion



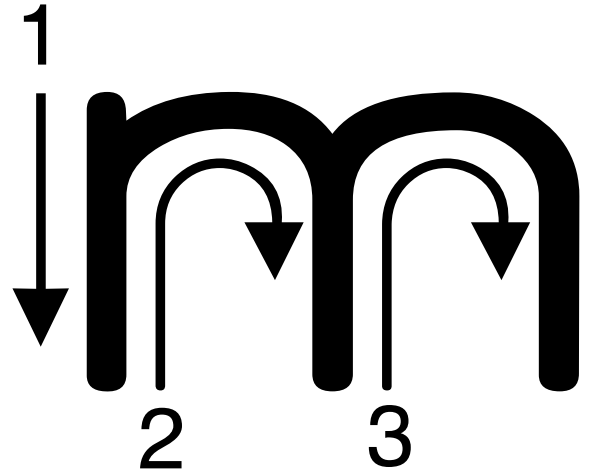
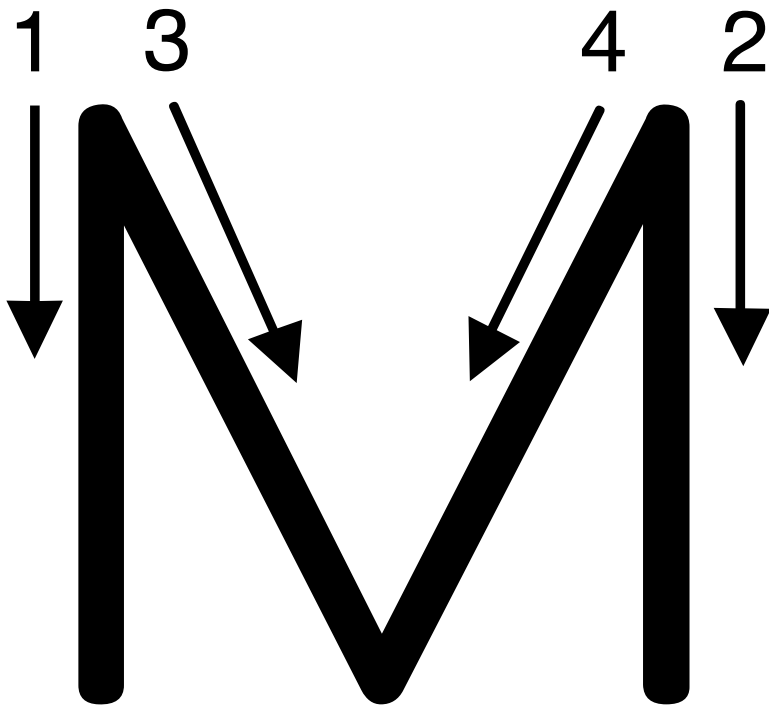
Larry the lion, lion, lion,
Just couldn't sleep, sleep, sleep.
He kept on tryin', tryin', tryin',
To count the sheep, sheep, sheep!

Name: _____

Michael the monkey



Michael the Monkey,
Michael the Monkey,
Ate tons of bananas
And got really chunky!

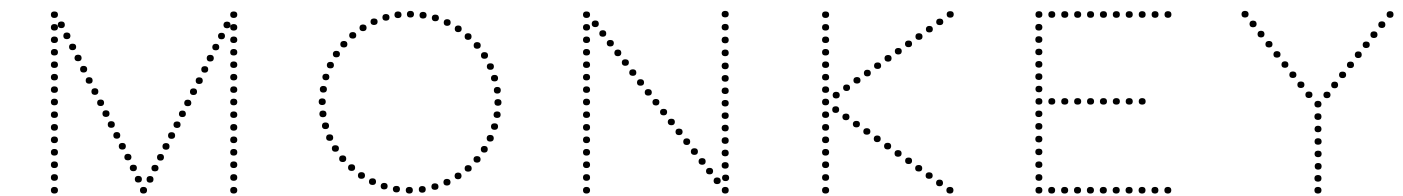
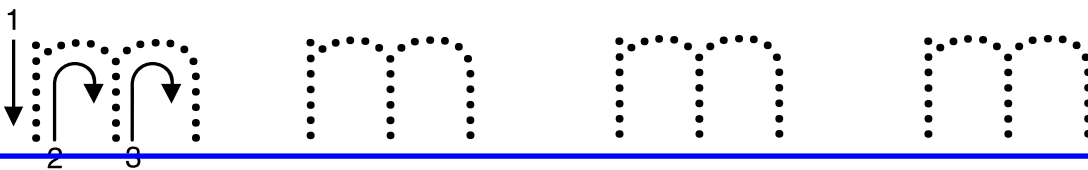
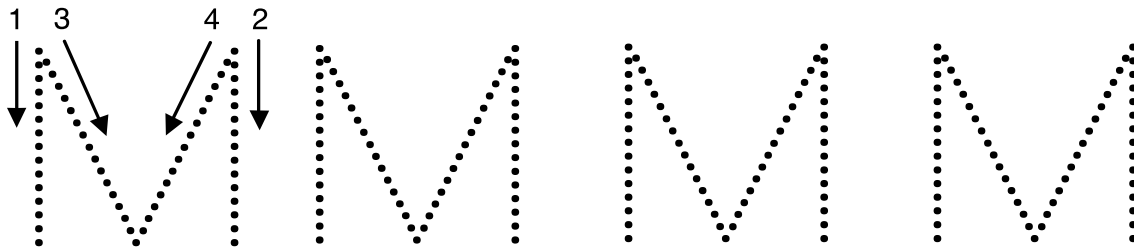
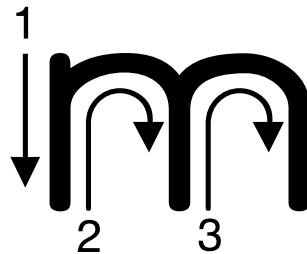
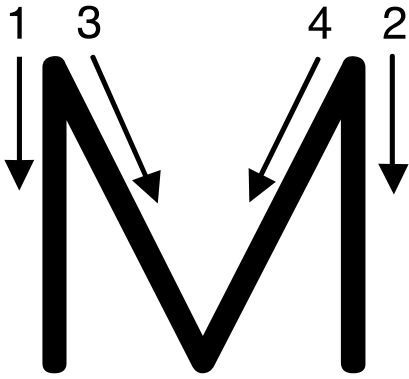


Start at the top, top, top,
Go straight down,
One, two,
Start back at the top
Slant down to the right,
Slant down to the left,
To connect,
And then stop stop stop!

Name: _____

Writing Letter M

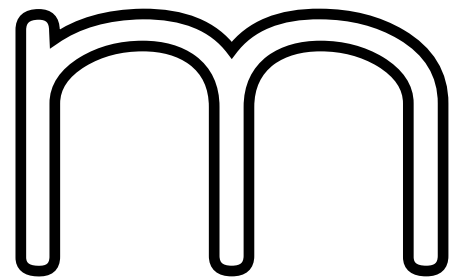

Directions: First, trace the letter with your finger to learn how to write it. Next, trace the uppercase & lowercase letters. Last, trace the word.




Name: _____

Writing Letter M


Directions: First, trace the letter with your finger to learn how to write it. Next, color the uppercase & lowercase letters. Last, draw an animal in the box.



I see a monkey.



Michael the monkey



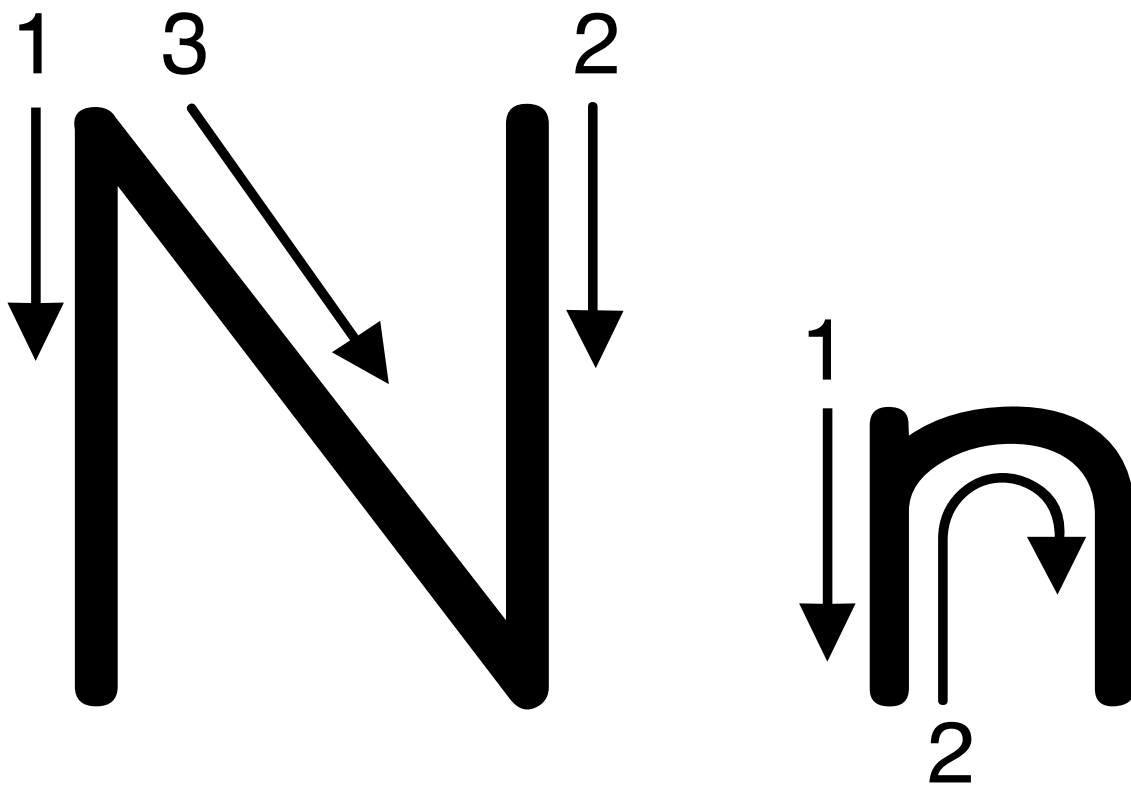
Michael the Monkey,
Michael the Monkey,
Ate tons of bananas
And got really chunky!

Name: _____

Noah the newt



Noah the newt, newt, newt,
Had a cool house, house, house,
Inside a boot, boot, boot,
He shared with Mouse, mouse, mouse!

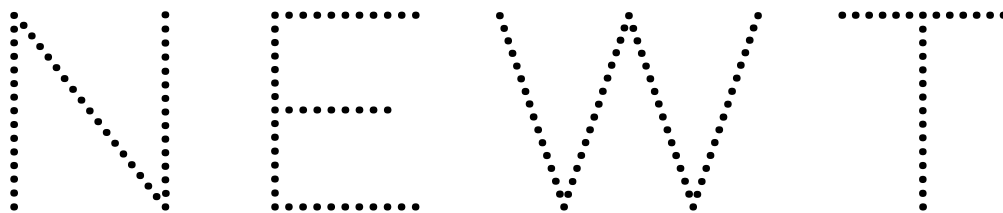

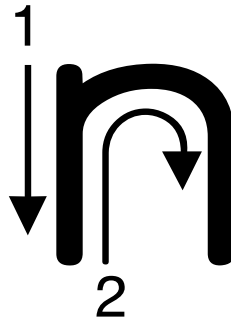
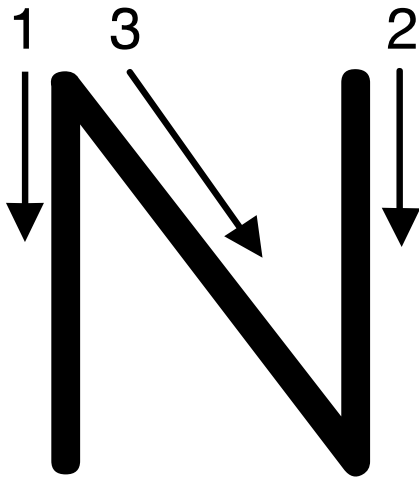


Start at the top, top, top,
And go straight down,
One, two,
Start at the top,
Slant down to the right,
To connect,
And then stop, stop, stop!

Name: _____

Writing Letter N

Directions: First, trace the letter with your finger to learn how to write it. Next, trace the uppercase & lowercase letters. Last, trace the word.




Name: _____

Writing Letter N


Directions: First, trace the letter with your finger to learn how to write it. Next, color the uppercase & lowercase letters. Last, draw an animal in the box.

N n

I see a newt.

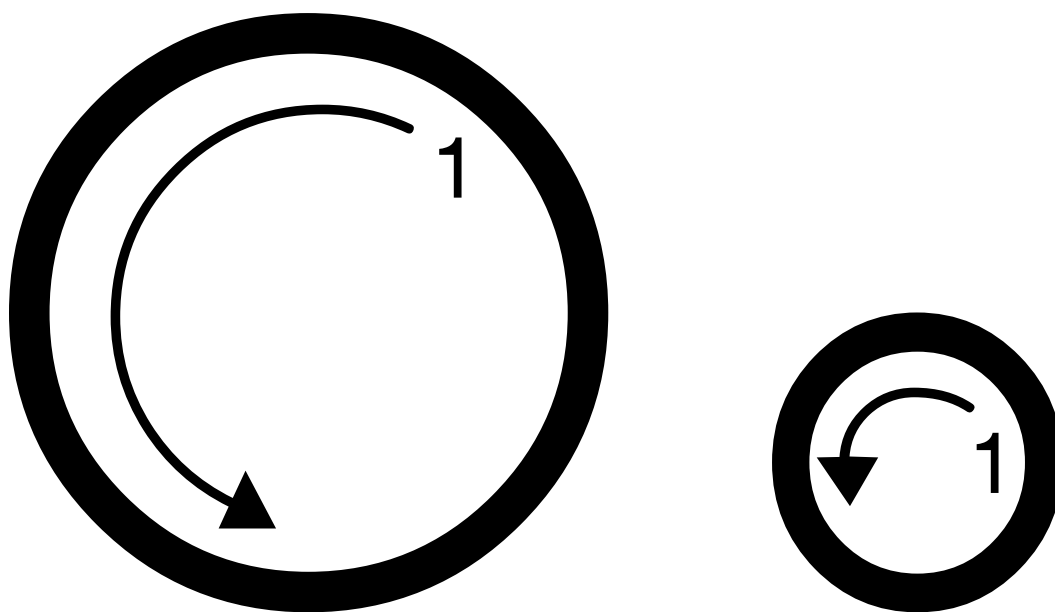


Noah the newt



Noah the newt, newt, newt,
Had a cool house, house, house,
Inside a boot, boot, boot,
He shared with Mouse, mouse, mouse!

Name: _____



Start at the top, top, top,
Loop to the left,
To connect,
And then stop, stop, stop!

Oscar the otter



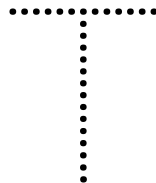
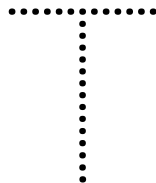




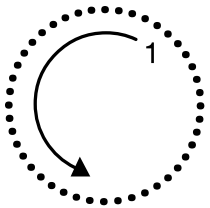

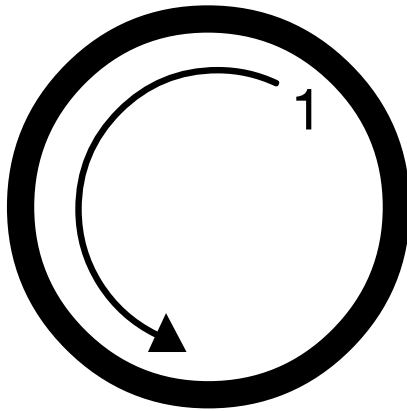


Oscar the otter,
Oscar the otter,
Juggled his ball
Inside the cold water!

Name: _____

Writing Letter O



Directions: First, trace the letter with your finger to learn how to write it. Next, trace the uppercase & lowercase letters. Last, trace the word.




Name: _____

Writing Letter O


Directions: First, trace the letter with your finger to learn how to write it. Next, color the uppercase & lowercase letters. Last, draw an animal in the box.



I see an otter.



Oscar the otter



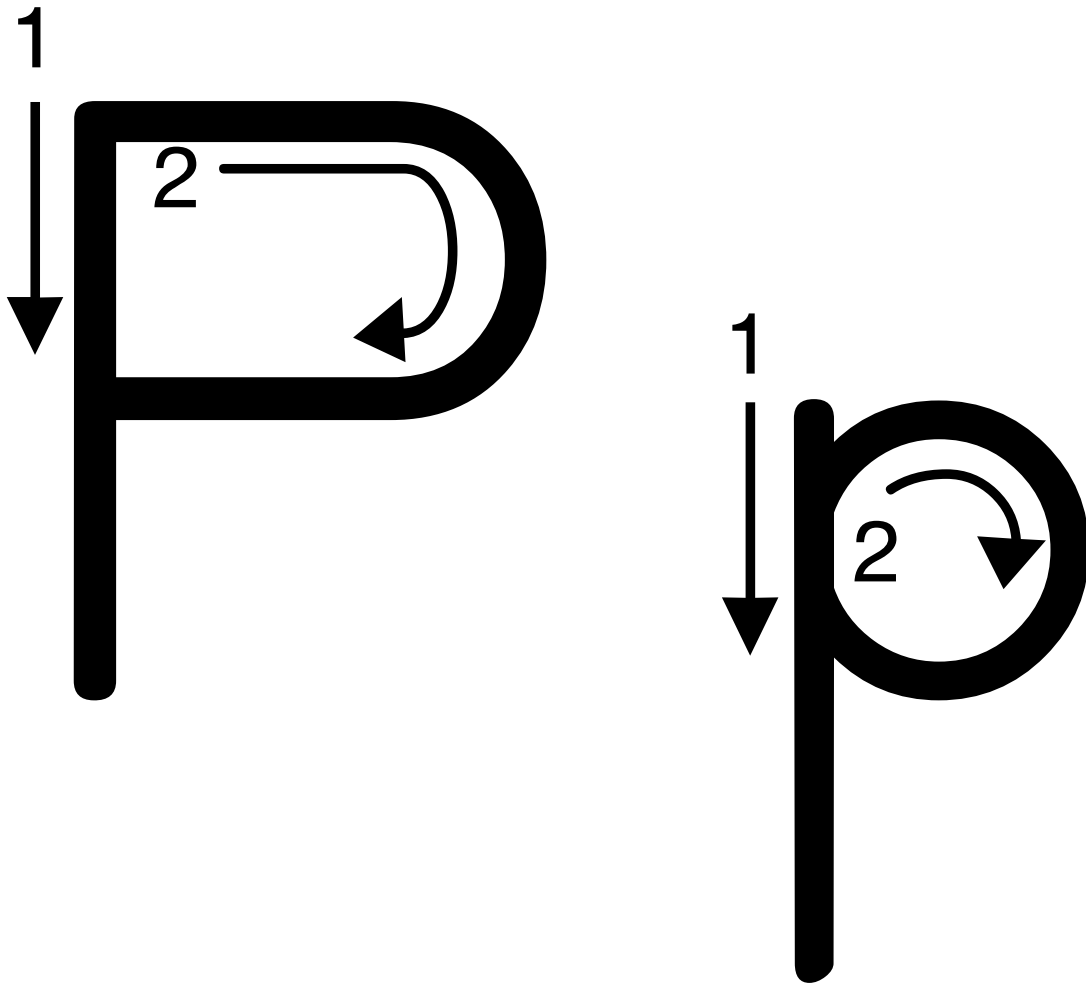
Oscar the otter,
Oscar the otter,
Juggled his ball
Inside the cold water!

Name: _____

Peggy the pig



Peggy the pig, pig, pig,
Was quite a dud, dud, dud.
She liked to dig, dig, dig,
Right in the mud, mud, mud!



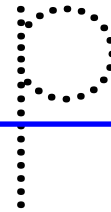
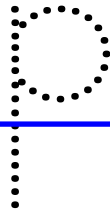
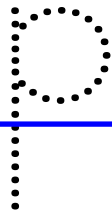
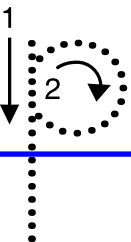



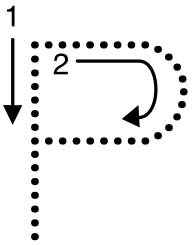
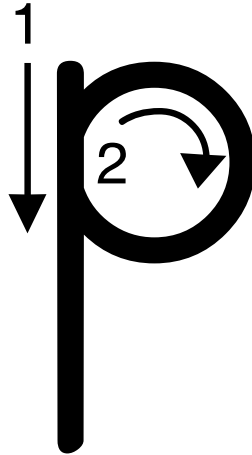
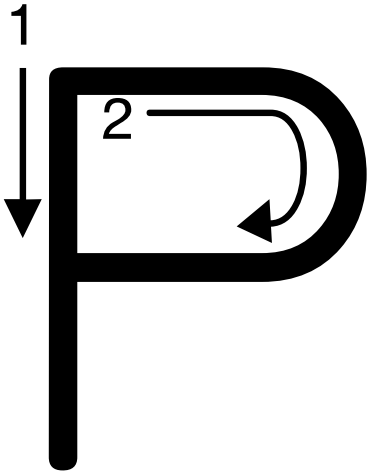


Start at the top, top, top,
Go straight down,
Start at the top,
Loop to the right to connect
In the middle,
And then stop, stop, stop!

Name: _____

Writing Letter P

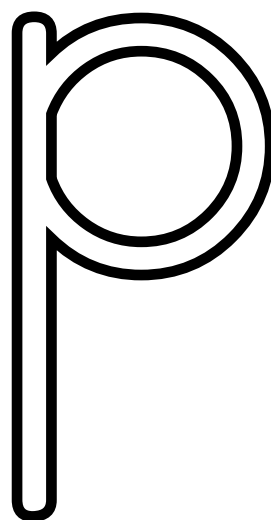
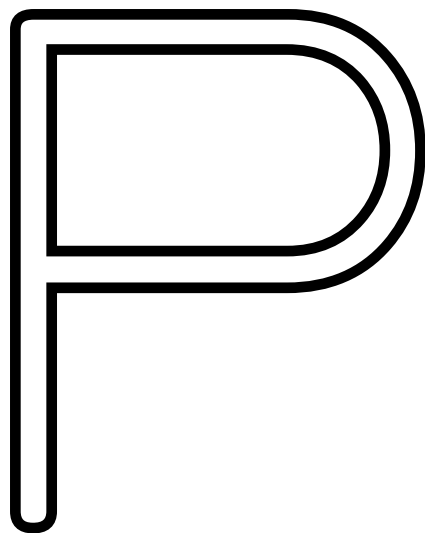
Directions: First, trace the letter with your finger to learn how to write it. Next, trace the uppercase & lowercase letters. Last, trace the word.





Name: _____

Writing Letter P


Directions: First, trace the letter with your finger to learn how to write it. Next, color the uppercase & lowercase letters. Last, draw an animal in the box.



I see a pig.



Peggy the pig




Peggy the pig, pig, pig,
Was quite a dud, dud, dud.
She liked to dig, dig, dig,
Right in the mud, mud, mud!

Name: _____

Quintyn the quail



Quintyn the quail, quail, quail
Wanted to float, float, float.
He chose a sail, sail, sail
Just for his boat, boat, boat!





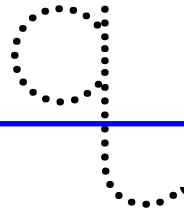
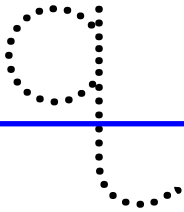
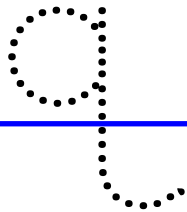
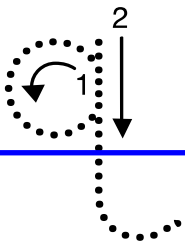



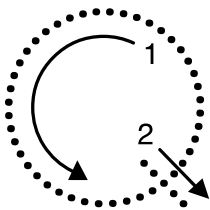
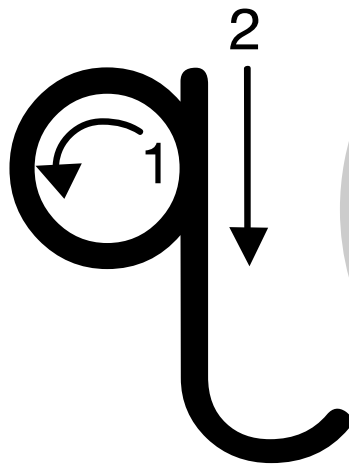
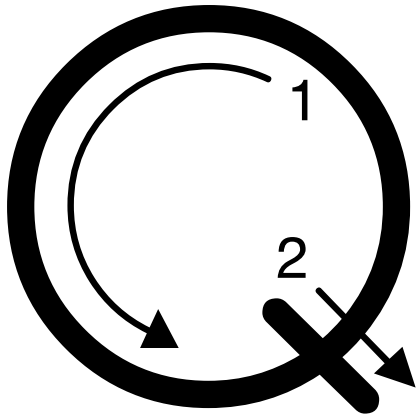


Start at the top, top, top,
Loop to the left,
To connect,
Slant right through
And then stop, stop, stop!

Name: _____

Writing Letter Q



Directions: First, trace the letter with your finger to learn how to write it. Next, trace the uppercase & lowercase letters. Last, trace the word.




Name: _____

Writing Letter Q


Directions: First, trace the letter with your finger to learn how to write it. Next, color the uppercase & lowercase letters. Last, draw an animal in the box.



I see a quail.



Quintyn the quail



Quintyn the quail, quail, quail

Wanted to float, float, float.

He chose a sail, sail, sail

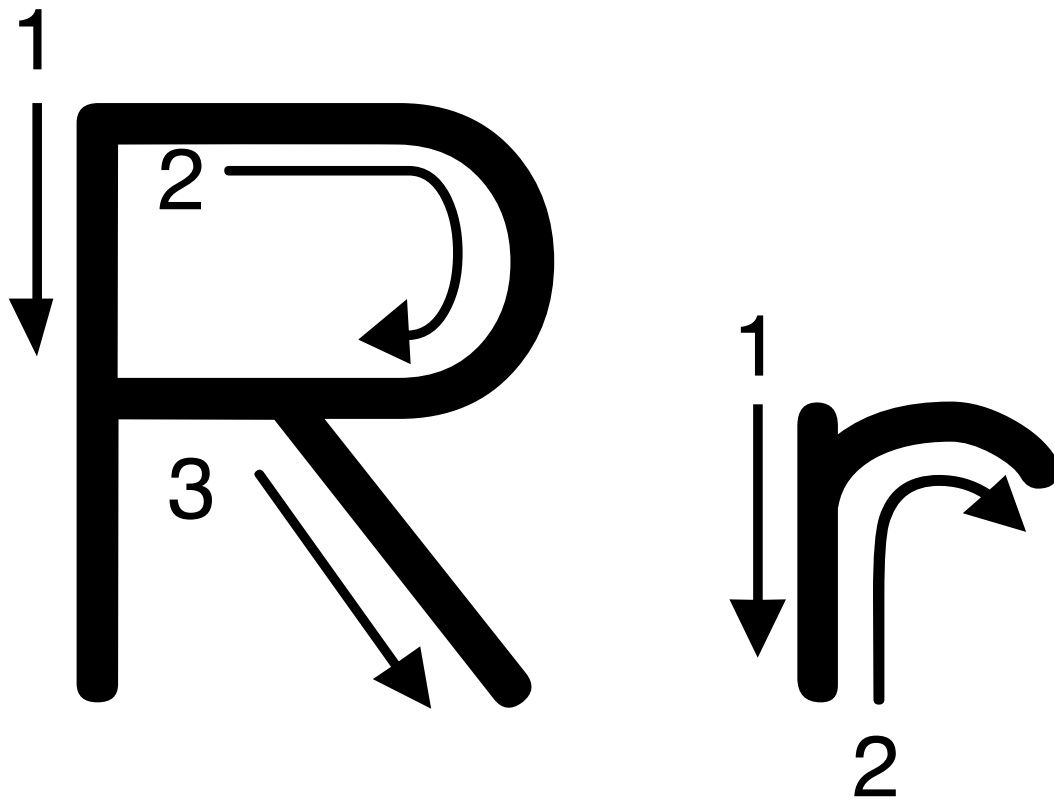
Just for his boat, boat, boat!

Name: _____

Riley the rabbit



Riley the Rabbit,
Riley the Rabbit,
Eats with his mouth open.
Silly him - that's a bad habit!

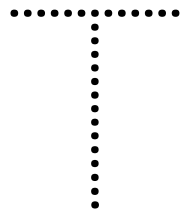





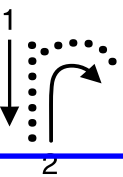



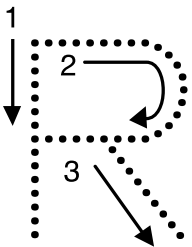
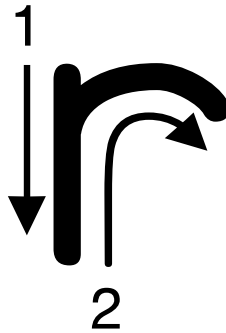
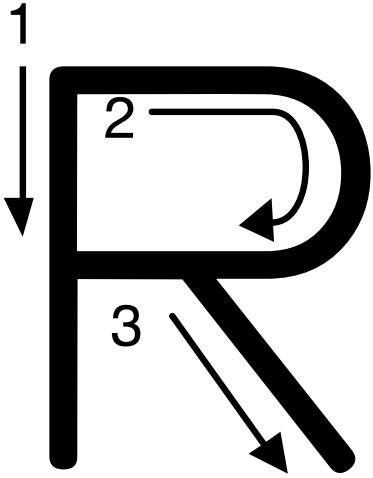


Start at the top, top, top,
Go straight down,
Start at the top,
Loop to the right,
To connect in the middle,
Slant down to the bottom,
And then stop, stop, stop!

Name: _____

Writing Letter R


Directions: First, trace the letter with your finger to learn how to write it. Next, trace the uppercase & lowercase letters. Last, trace the word.




Name: _____

Writing Letter R


Directions: First, trace the letter with your finger to learn how to write it. Next, color the uppercase & lowercase letters. Last, draw an animal in the box.



I see a rabbit.



Riley the rabbit



Riley the Rabbit,
Riley the Rabbit,
Eats with his mouth open.
Silly him - that's a bad habit!

Name: _____

Sally the snake



Sally the snake, snake, snake
Was very sick, sick, sick!
She ate a cake, cake, cake
Made from a brick, brick, brick!

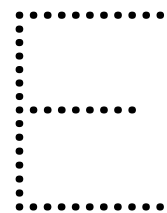
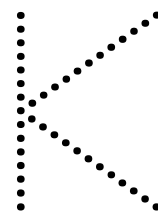







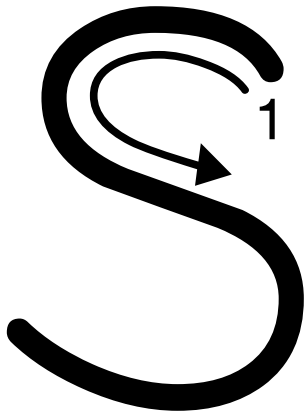


Start at the top, top, top,
Loop to the left,
Loop to the right,
Loop to the left,
And then stop, stop, stop!

Name: _____

Writing Letter S

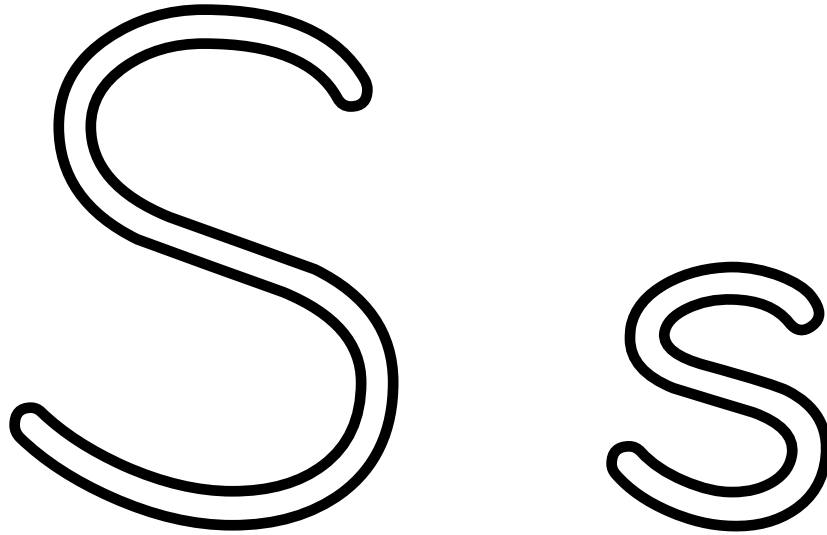
Directions: First, trace the letter with your finger to learn how to write it. Next, trace the uppercase & lowercase letters. Last, trace the word.





Name: _____

Writing Letter S


Directions: First, trace the letter with your finger to learn how to write it. Next, color the uppercase & lowercase letters. Last, draw an animal in the box.



I see a snake.



Sally the snake



Sally the snake, snake, snake

Was very sick, sick, sick!

She ate a cake, cake, cake

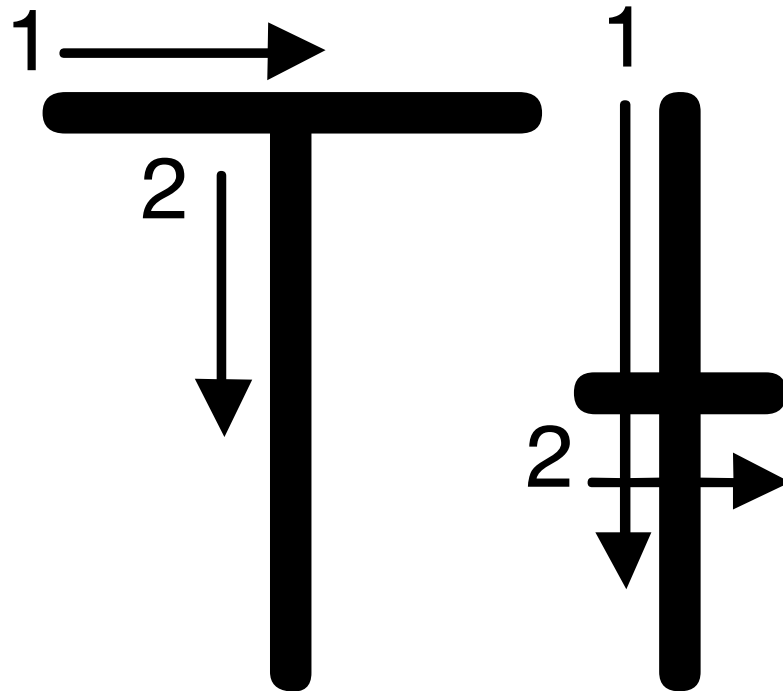
Made from a brick, brick, brick!

Name: _____

Thomas the tiger



Thomas the Tiger,
Thomas the Tiger,
Was a scaredy cat,
And always said "Brrrrr!"


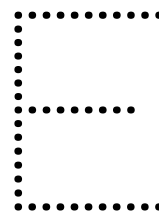

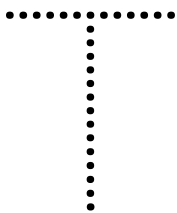
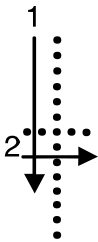



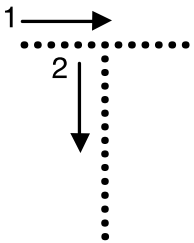

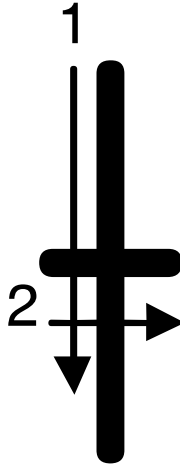
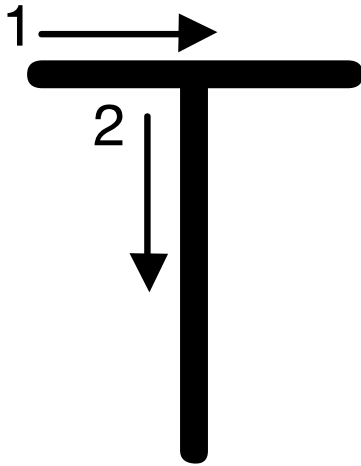


Start at the top, top, top,
Slide to the right,
Start in the middle,
Go straight down,
And then stop, stop, stop!

Name: _____

Writing Letter T


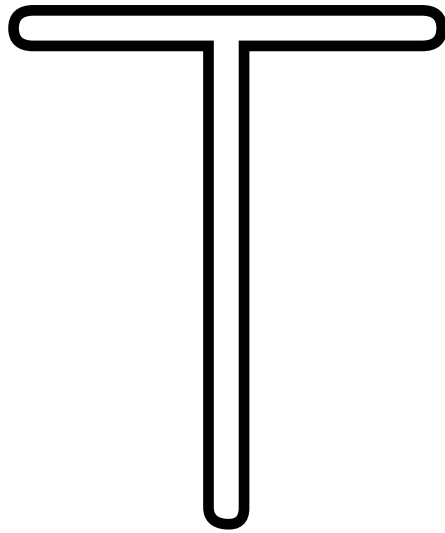
Directions: First, trace the letter with your finger to learn how to write it. Next, trace the uppercase & lowercase letters. Last, trace the word.




Name: _____

Writing Letter T


Directions: First, trace the letter with your finger to learn how to write it. Next, color the uppercase & lowercase letters. Last, draw an animal in the box.



I see a tiger.



Thomas the tiger



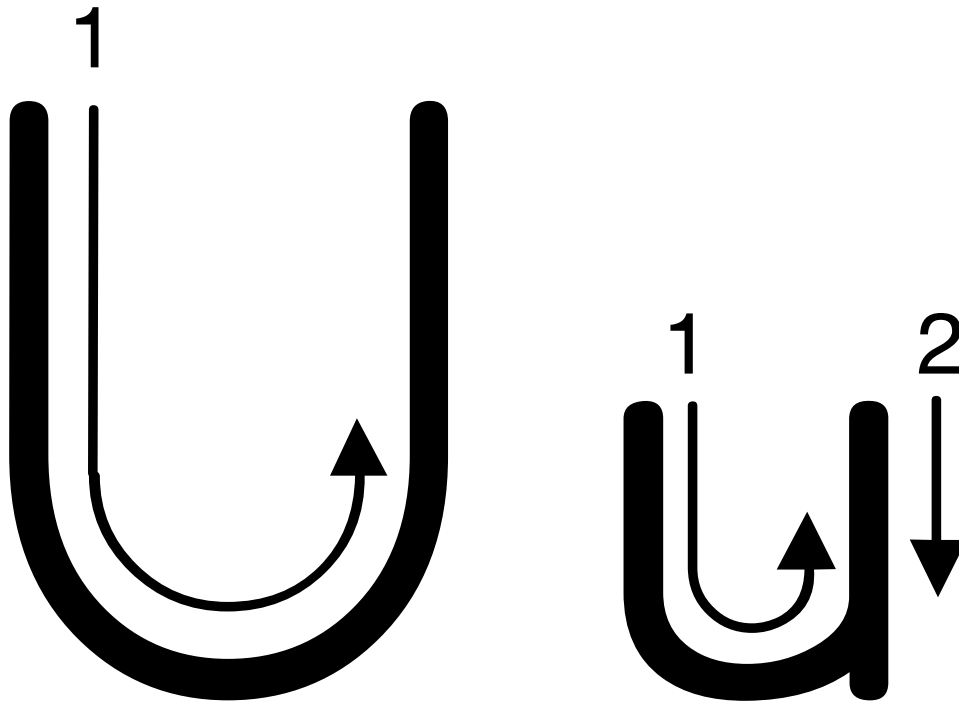
Thomas the Tiger,
Thomas the Tiger,
Was a scaredy cat,
And always said "Brrrrr!"

Name: _____

Ulley the unicorn



Ulley the unicorn,
Ulley the unicorn,
Loved to prance around
And show off her horn!

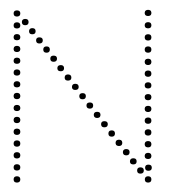








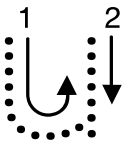



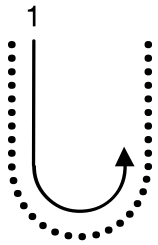
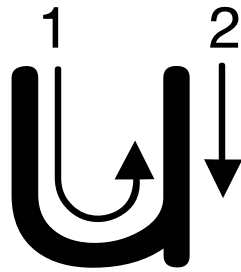
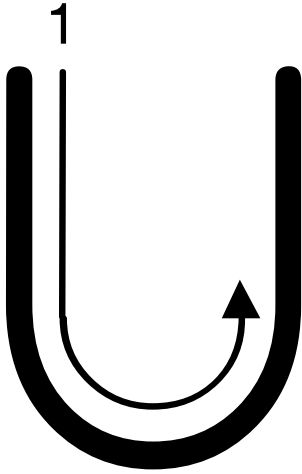


Start at the top, top, top,
Go straight down,
Loop up to the top,
And then stop, stop, stop!

Name: _____

Writing Letter U


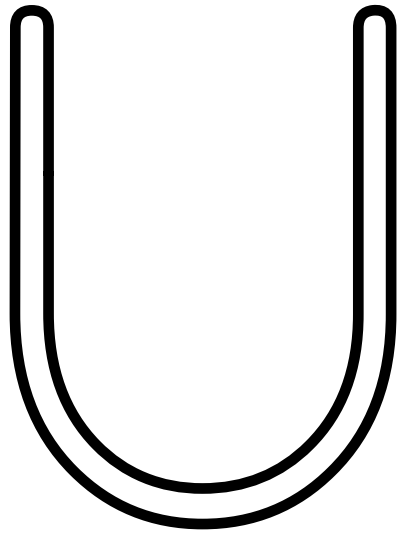
Directions: First, trace the letter with your finger to learn how to write it. Next, trace the uppercase & lowercase letters. Last, trace the word.




Name: _____

Writing Letter U


Directions: First, trace the letter with your finger to learn how to write it. Next, color the uppercase & lowercase letters. Last, draw an animal in the box.



I see a unicorn.




Ulley the unicorn



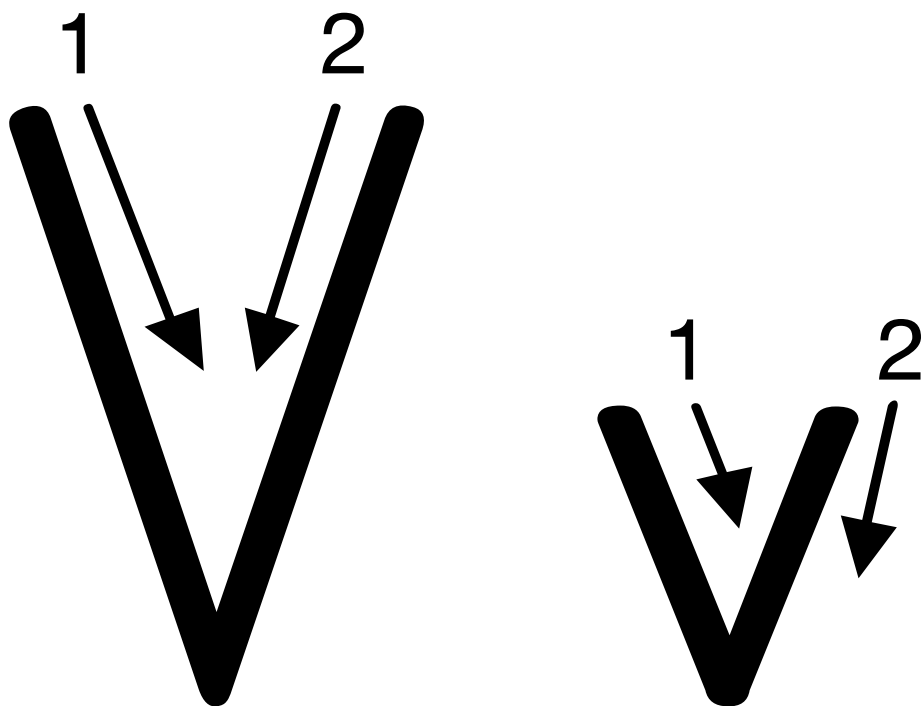
Ulley the unicorn,
Ulley the unicorn,
Loved to prance around
And show off her horn!

Name: _____

Vincent the vulture



Vincent the vulture, vulture, vulture
Is a scary beast, beast, beast.
His crazy culture, culture, culture
Is just to feast, feast, feast!










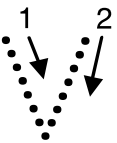



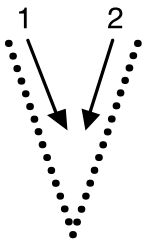

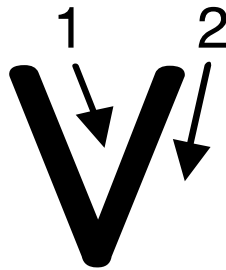
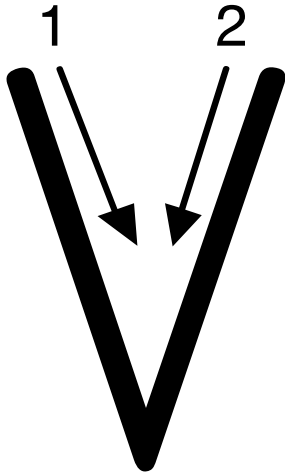


Start at the top, top, top,
Slant down to the right,
Start at the top,
Slant down to the left,
To connect,
And then stop, stop, stop!

Name: _____

Writing Letter V



Directions: First, trace the letter with your finger to learn how to write it. Next, trace the uppercase & lowercase letters. Last, trace the word.





Name: _____

Writing Letter V


Directions: First, trace the letter with your finger to learn how to write it. Next, color the uppercase & lowercase letters. Last, draw an animal in the box.



I see a vulture.



Vincent the vulture



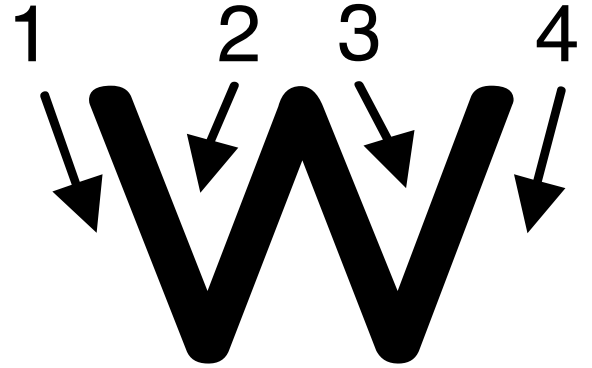
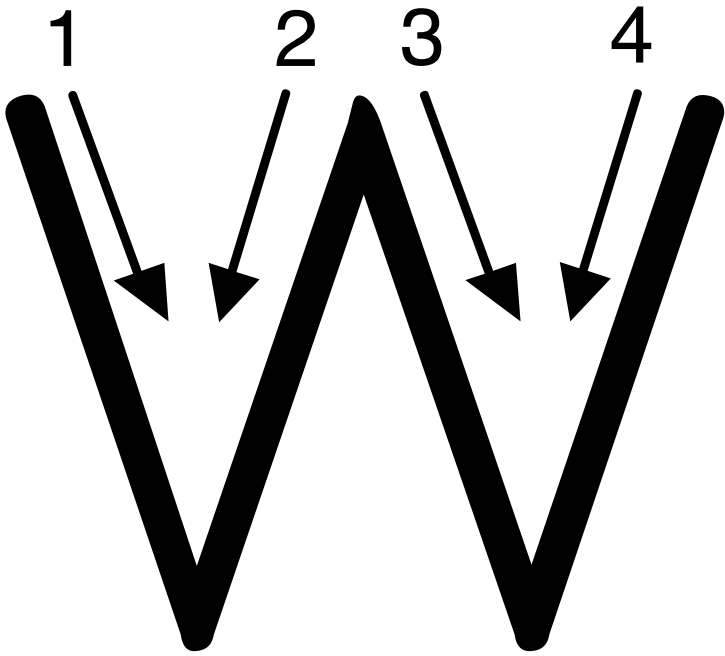
Vincent the vulture, vulture, vulture
Is a scary beast, beast, beast.
His crazy culture, culture, culture
Is just to feast, feast, feast!

Name: _____

Walter the wolf



Walter the wolf, wolf, wolf
Went for a run, run, run -
Right by the gulf, gulf, gulf
To get some sun, sun, sun!








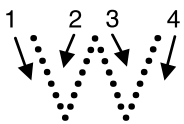



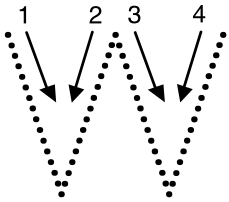
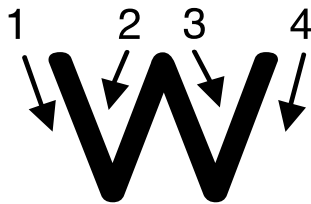
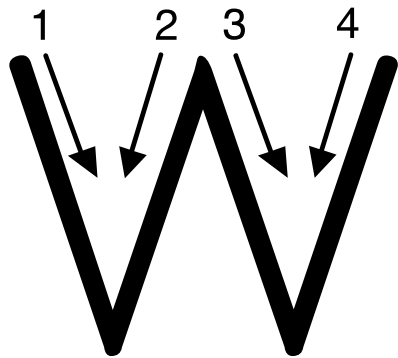


Start at the top, top, top,
Slant down to the right,
Start at the top,
Slant down to the left,
To connect,
Do it again,
And then stop, stop, stop!

Name: _____

Writing Letter W



Directions: First, trace the letter with your finger to learn how to write it. Next, trace the uppercase & lowercase letters. Last, trace the word.




Name: _____

Writing Letter W


Directions: First, trace the letter with your finger to learn how to write it. Next, color the uppercase & lowercase letters. Last, draw an animal in the box.



I see a wolf.




Walter the wolf



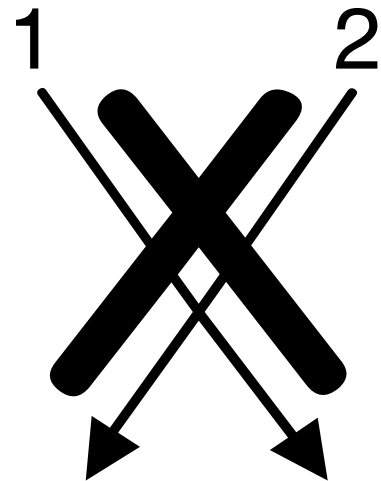
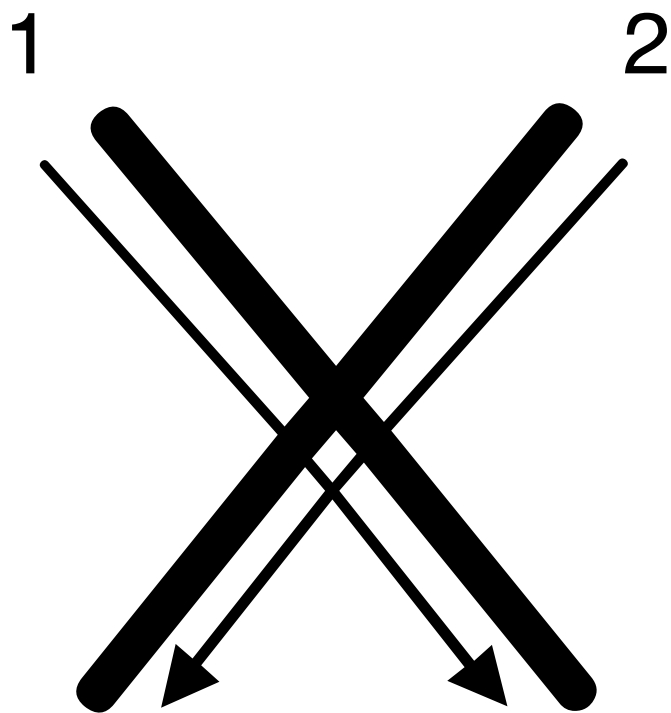
Walter the wolf, wolf, wolf
Went for a run, run, run -
Right by the gulf, gulf, gulf
To get some sun, sun, sun!

Name: _____

Xavier the fox



Xavier the fox, fox, fox
Was a funny boy, boy, boy.
His little box, box, box
Was his favorite toy, toy, toy!




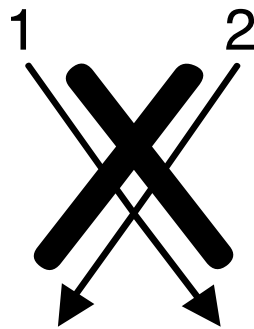
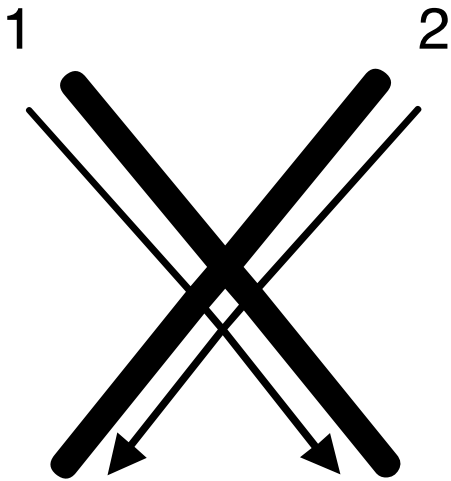


Start at the top, top, top
Slant down to the right,
Start at the top,
Slant down to the left
To cross in the middle,
And then stop, stop, stop!

Name: _____

Writing Letter X



Directions: First, trace the letter with your finger to learn how to write it. Next, trace the uppercase & lowercase letters. Last, trace the word.





Name: _____

Writing Letter X


Directions: First, trace the letter with your finger to learn how to write it. Next, color the uppercase & lowercase letters. Last, draw an animal in the box.



I see a fox.



Xavier the fox




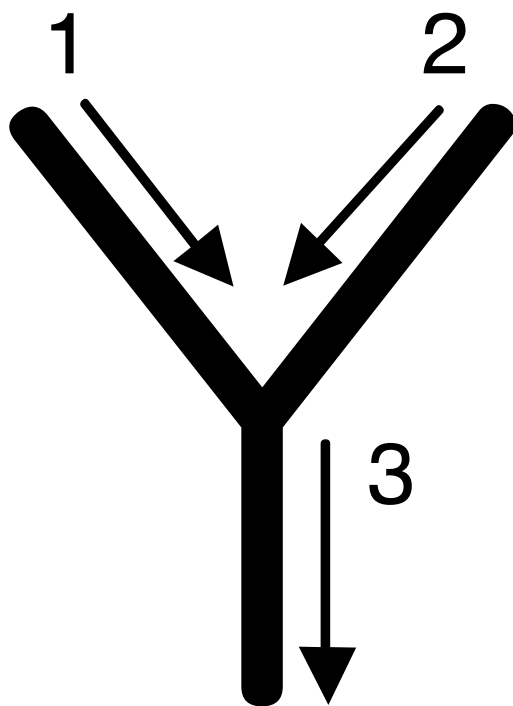
Xavier the fox, fox, fox
Was a funny boy, boy, boy.
His little box, box, box
Was his favorite toy, toy, toy!

Name: _____

Yoko the yak



Yoko the yak, yak, yak,
Was feeling mean, mean, mean.
His fur was black, black, black,
But turned to green, green, green!

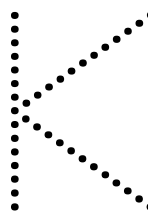

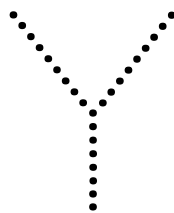
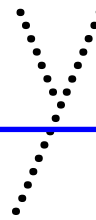
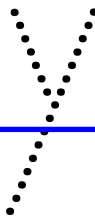
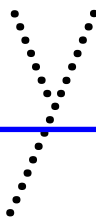
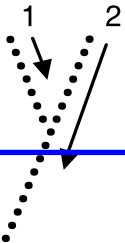

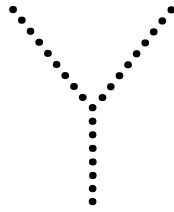
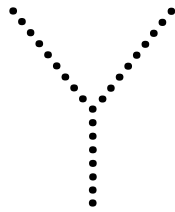
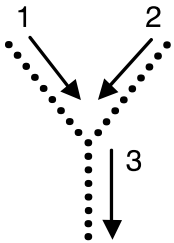

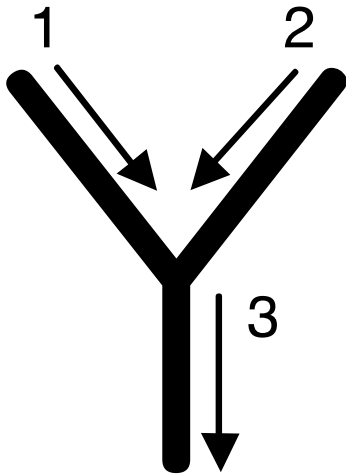


Start at the top, top, top,
Slant down to the right,
Slant down to the left,
To connect,
Go straight down,
And then stop, stop, stop!

Name: _____

Writing Letter Y

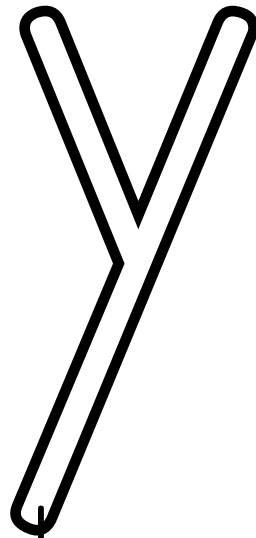

Directions: First, trace the letter with your finger to learn how to write it. Next, trace the uppercase & lowercase letters. Last, trace the word.




Name: _____

Writing Letter Y


Directions: First, trace the letter with your finger to learn how to write it. Next, color the uppercase & lowercase letters. Last, draw an animal in the box.



I see a yak.



Yoko the yak



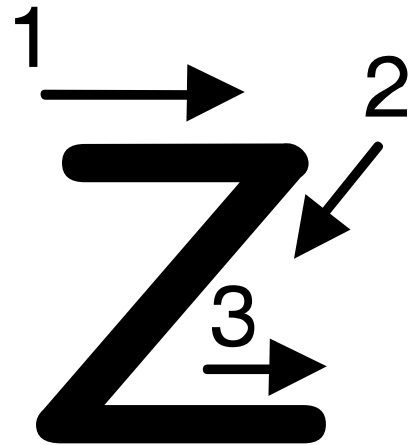
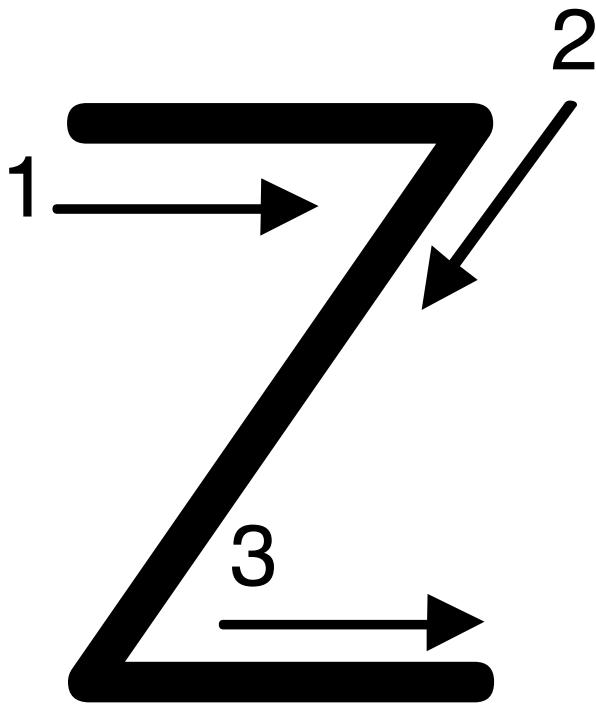
Yoko the yak, yak, yak,
Was feeling mean, mean, mean.
His fur was black, black, black,
But turned to green, green, green!

Name: _____

Zoe the zebra



Zoe the Zebra,
Zoe the Zebra,
Laid down on something soft,
Then saw it was a cobra!



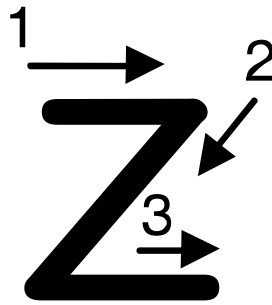
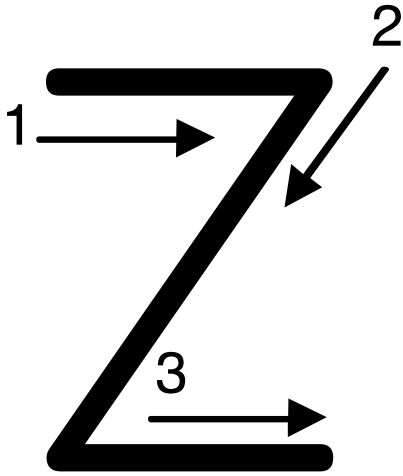


Start at the top, top, top.
Slide to the right,
Slant down to the left,
Slide to the right,
And then stop, stop, stop!

Name: _____

Writing Letter Z

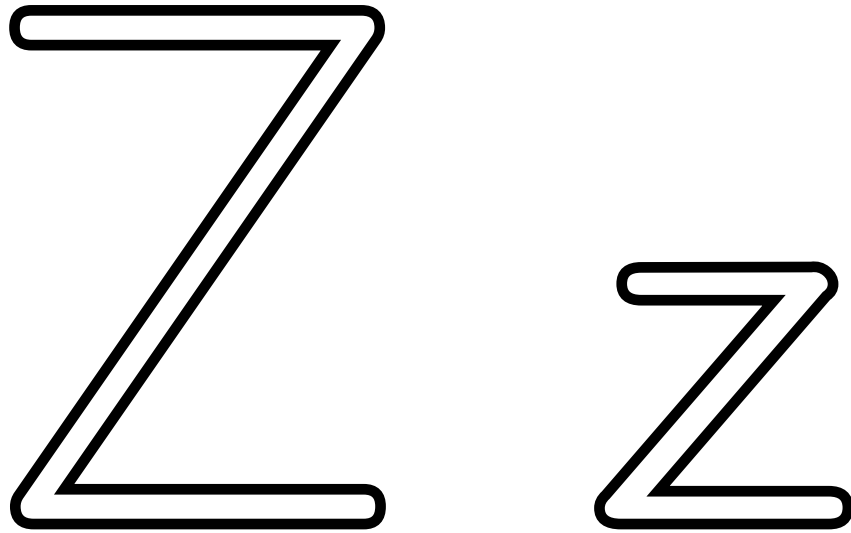
Directions: First, trace the letter with your finger to learn how to write it. Next, trace the uppercase & lowercase letters. Last, trace the word.




Name: _____

Writing Letter Z


Directions: First, trace the letter with your finger to learn how to write it. Next, color the uppercase & lowercase letters. Last, draw an animal in the box.



I see a zebra.



Zoe the zebra



Zoe the Zebra,
Zoe the Zebra,
Laid down on something soft,
Then saw it was a cobra!

Name: _____