

Teacher's Guide

Fun Learning Weekly Pack – Wave Learning Adventure

Objective:

Students will: Read simple CVC words

Recognize sight words

Build reading confidence

Materials Needed:

Printed worksheets

Pencil/crayons

Optional: scissors

Lesson Plan Flow:

1. Mini Lesson (10 min)

Introduce short E vowel words:

Bee, hen, egg. Say sounds together:

B-e-e → bee

2. Activity (10 min)

“Circle the short vowel Word”

Students build words using letters or say sounds aloud

3. Independent Practice (10–15 min)

Complete worksheet

4. Small Group (Optional)

Work with 2–3 students on extra support

5. Home Connection

Send home parent activity



Wave Long Vowel Sound

Read long vowel words

“Today we are learning long vowel sounds. When a word ends with ‘e’, the vowel says its name.” Match the picture to the word.

Example:

Bee, bike, cake, home, tree,



Cake



Home



Bike




Tree



Bee

Word Search

Students sort:



Short vowel vs long vowel "e".

Color the long vowel words **Blue**.

Color the short vowel words **Yellow**.

T	E	N	P	H
R	G	W	B	O
E	G	S	I	M
E	C	A	K	E
U	Q	H	E	N


Short Vowel Words

Ten. Hen. Egg.

Long Vowel Words

Cake. Tree. Bee. Home. Bike.





Wave Short Vowels

Mission: Circle short vowel words: "e"

Say the Words:

(Read each word out loud)

You

Egg

Pen

Pet

Tan

Met

Hen

Saw

Great Job Explorer!

Color the wave





Read, Draw, Tell

Story: The Waves


Waves are apart of a big ocean. The big blue ocean. The waves can be big or small. The waves can be tall or short.

Question:

- What is the story?
- Where are the waves?



Draw your favorite part!



Wave Learning at Home

Instructions for Parents:


Help your child find 3 words that start with the letter **E**.

1. _____

2. _____

3. _____

Bonus: Draw one of the items.



My favorite word was _____

Wave Learning Adventure Certificate



I completed my Wave Learning Adventure!

Child name:

Date:

