

Teacher's Guide

Fun Learning Weekly Pack – Safari Reading Adventure

Objective:

Students will: Read simple CVC words

Recognize sight words

Build reading confidence

Materials Needed:

Printed worksheets

Pencil/crayons

Optional: scissors

Lesson Plan Flow:

1. Mini Lesson (10 min)

Introduce short A words:

cat, hat, map Say sounds together:

c-a-t → cat

2. Activity (10 min)

“Build-a-Word”

Students build words using letters or say sounds aloud

3. Independent Practice (10–15 min)

Complete worksheet

4. Small Group (Optional)

Work with 2–3 students on extra support

5. Home Connection

Send home parent activity



Safari Sound Hunt: Short A Words



Mission: Help the lion find the missing letters!

Activity: Fill in the Missing Letters

Say the Words:

(Read each word out loud)

c _ t

h _ t


m _ p

b _ t

s _ d

Great Job Explorer!

Color the lion




Safari Roll & Read Game

Directions

How it works: Roll a dice

Move forward

Read the word in the box



Read, Draw, Tell



Story: The Lion's Day

The lion wakes up. The lion walks in the sun. The lion finds food.

Question:

- Who is in the story?
- What did the lion do?



Draw your favorite part!



Safari Learning at Home

Instructions for Parents:


Help your child find 3 words that start with the letter A.

1. _____

2. _____

3. _____

Bonus: Draw one of the items.



My favorite word was _____

Safari Learning Adventure Certificate



I completed my Safari Learning Adventure!

Child name:

Date:

