



3 WEEK PROGRAMME



Completed By:

Tony Dimovski

Date Range:

24/11/202521/12/2025

Date Updated:

1/12/2025

Week Commencing:

1/12/202549

D

D - Planned Works (Day Shift)

N

N - Planned Works (Night Shift)

MS

MS - Milestone

C

C - Works Completed

CE

CE - Works Completed Early

1

1 - Works Delayed (Permit / Access Issue)

2

2 - Works Delayed (Weather Conditions)

3

3 - Works Delayed (Design Issue)

4

4 - Works Delayed (Labour / Plant Issue)

5

5 - Works Delayed (Safety / Enviro Issue)

6

6 - Works Delayed (Internal Interface Issue)

7

7 - Works Delayed (Operations Interface Issue)

8

8 - Works Delayed (Works Underestimated)

9

9 - Works Delayed (Planning)

10

10 - Works Delayed (Other)

INSTRUCTIONS

Step 1: Input "Week Commencing" date in cell D10 at the beginning of each new week to set the date range

Step 2: Enter programme data by inputting the activity codes to the left (cell will be formatted automatically)

Step 3: Copy all programme data from "This Week" to "Previous Week" for each weekly update

Step 4: Input "C" below for tasks completed successfully in the previous week or a value from 1 - 10 for delayed activities as per the table to the left

NOTE: To insert a new activity highlight an existing activity row and copy. Select the entire row where activity is to be inserted and right click "Insert Copied Cells"



Location	Activity Description	Contractor	Start	Finish	Comments	REPORTING WEEK							LOCKED IN WEEK							PLANNED WORK													
						Mon	Tues	Wed	Thurs	Fri	Sat	Sun	Mon	Tues	Wed	Thurs	Fri	Sat	Sun	Mon	Tues	Wed	Thurs	Fri	Sat	Sun	Mon	Tues	Wed	Thurs	Fri	Sat	Sun
						24-Nov	25-Nov	26-Nov	27-Nov	28-Nov	29-Nov	30-Nov	1-Dec	2-Dec	3-Dec	4-Dec	5-Dec	6-Dec	7-Dec	8-Dec	9-Dec	10-Dec	11-Dec	12-Dec	13-Dec	14-Dec	15-Dec	16-Dec	17-Dec	18-Dec	19-Dec	20-Dec	21-Dec
Work Pack # 2600	Civil					WEEK 48							WEEK 49							WEEK 50							WEEK 51						
WBF#3 basement	Dewatering					d	d	d	d	d	d	d	d	d	d	d	d	d	d	d	d	d	d	d	d	d	d	d	d	d	d	d	
	Basement and sump dewatering	Brefni / Rare				c	c	c	c	c	c	c																					
WBF#3 basement	Concrete Piles																																
	Pile remedial works	Brefni			central corridor remains																												
WBF#3 basement	Waterproofing																																
	Waterproofing - SY	CWW			complete 27/11	d	d																										
	Waterproofing - PM - DAY	CWW				c	c	c	c	c	c	c																					
	Waterproofing - Corridor	CWW				d	d	d	d	d	d	d	d	d	d	ms																	
	Waterproofing - Sump area	CWW							d	d										d	d	d	d	ms									
WBF#3 basement	Sump Construction																																
	Strut removal - sump area	Brefni			reo had to be cleared to allow	d																											
	Sump work - NIGHTS	Brefni			SY waterproofing not progressed	c	c		n	n	n	n																					
	Sump base FRP	Brefni			delayed access due to kelly	d																											
	Sump base pour	Brefni			pour 25/11	c																											
	Sump walls FRP	Brefni			partial progress			d	d				d	d																			
	Sump walls POUR	Brefni			Walls taking longer than			c	c	c	c	c				ms																	
	Sump walls strip	Brefni															d																
	Shoring removal	Brefni																		d	d												
	Backfill	Brefni																			d												
	Sump upper blinding pour	Brefni			pour 10/12																	ms											
WBF#3 Slab Yard Area	Slab Yard Basement FRP																																
	Continue current tasks - NIGHT works	Brefni			water proofers still working in SY		n	n	n	n			n	n	n	n	n			n	n						n	n	n	n	n		
	Slab form / reo / cast in works - DAY	Brefni			water proofers still working in SY		6	6	6	6	6		d	d	d	d	d			d	d												
	Slab Pour	Brefni			pour 10/12				d	d	c	c									ms												
	Relocate basement access step tower	KJ (BSL)																					d										
	Wall form / reo / cast in works - DAY	Brefni																				d	d			d	d	d	d	d			
WBF#3 Plate Mill Area	Plate Mill Basement FRP																																
	NIGHT works	Brefni																		n	n	n	n	n			n	n	n	n			
	Slab form / reo / cast in works - DAY	Brefni			waterproofing yet to commence				d	d										d	d	d	d	d		d	d						
	Slab Pour	Brefni			pour TBC				6	6																	ms						
	Slab Cure	Brefni																										d	d				
	Wall FRP works - DAY	Brefni																										d	d				
WBF#3 Central Corridor	Central Corridor Basement FRP																																
	NIGHT works	Brefni																									n	n	n	n	n		
	Slab form / reo / cast in works - DAY	Brefni																		d	d	d	d	d									
	Slab Pour	Brefni																															
	Slab Cure	Brefni																															
	Wall FRP works - DAY	Brefni																															
WBF#3 Charger area	FRP																																
Walls - CW5 - CW2-400	Form / reo / cast in works - DAY	Brefni			semi portal crane	d	d	d	d	d			d	d	d	d				d	d	d											

wc 251201_Civil 3WLA

Date Printed: 1/12/2025

Page 1 of 2

3 WEEK PROGRAMME



Completed By:

Tony Dimovski

Date Range:

24/11/2025

21/12/2025

Date Updated:

1/12/2025

Week Commencing:

1/12/2025

Week

49

LEGEND / ACTIVITY CODES

D

D - Planned Works (Day Shift)

N

N - Planned Works (Night Shift)

MS

MS - Milestone

C

C - Works Completed

CE

CE - Works Completed Early

1

1 - Works Delayed (Permit / Access Issue)

2

2 - Works Delayed (Weather Conditions)

3

3 - Works Delayed (Design Issue)

4

4 - Works Delayed (Labour / Plant Issue)

5

5 - Works Delayed (Safety / Enviro Issue)

6

6 - Works Delayed (Internal Interface Issue)

7

7 - Works Delayed (Operations Interface Issue)

8

8 - Works Delayed (Works Underestimated)

9

9 - Works Delayed (Planning)

10

10 - Works Delayed (Other)

INSTRUCTIONS

Step 1: Input "Week Commencing" date in cell D10 at the beginning of each new week to set the date range

Step 2: Enter programme data by inputting the activity codes to the left (cell will be formatted automatically)

Step 3: Copy all programme data from "This Week" to "Previous Week" for each weekly update

Step 4: Input "C" below for tasks completed successfully in the previous week or a value from 1 - 10 for delayed activities as per the table to the left

NOTE: To insert a new activity highlight an existing activity row and copy. Select the entire row where activity is to be inserted and right click "Insert Copied Cells"

Location	Activity Description	Contractor	Start	Finish	Comments	REPORTING WEEK							LOCKED IN WEEK							PLANNED WORK													
						Mon 24-Nov	Tues 25-Nov	Wed 26-Nov	Thurs 27-Nov	Fri 28-Nov	Sat 29-Nov	Sun 30-Nov	Mon 1-Dec	Tues 2-Dec	Wed 3-Dec	Thurs 4-Dec	Fri 5-Dec	Sat 6-Dec	Sun 7-Dec	Mon 8-Dec	Tues 9-Dec	Wed 10-Dec	Thurs 11-Dec	Fri 12-Dec	Sat 13-Dec	Sun 14-Dec	Mon 15-Dec	Tues 16-Dec	Wed 17-Dec	Thurs 18-Dec	Fri 19-Dec	Sat 20-Dec	Sun 21-Dec
Walls - CW1, CW2-400	Form / reo / cast in works - DAY	Brefni			not available	d	d	d	d	d																							
	Pour	Brefni			pour 11/12															ms													
	Cure	Brefni																		d			d	d	d	d	d						
WBF#3 Discharge area																																	
PC1A (north)	FRP	Brefni										d																					
	Pour	Brefni										n																					
	Strip (after 14 day curing)	Brefni																							d	d	d						
PC1B (south)	FRP	Brefni				d	d	d	d	d		d																					
	Pour	Brefni			pour 1/12	c	c	c	c	c		n																					
	Strip (after 14 day curing)	Brefni																							d	d	d						
EB1 and S2-400 slabs (south)	FRP	Brefni				d	d	d	d																								
	Pour	Brefni			pour 28/11	c	c	c	c	c																							
CW2 walls (south)	FRP	Brefni			not on Brefni look ahead		d	d	d	d																							
	Pour	Brefni			not on Brefni look ahead		8	8	8	8																							
S1-1000 Slab (North End / Red Zone)	Excavate	Brefni							d																								
	Blinding	Brefni			Furnace emergency		c	c		d																							
	Coupler lead time	Brefni				d	d	d	d	d		d	d	d	d																		
	Form / reo / cast in works - DAY	Brefni			F1 heat up started Tues;	c	c	c	c	c		d	d	d	d	d			d	d	d												
	Pour	Brefni																		ms													
	Remove / Relocate emergency egress to clear kick back area	KJ (BSL)	TBC																		d												