



# Texas' Rural Area Service Expansion Program




Texas  
Department  
of Transportation

Eric Gleason, TxDOT Director of Public Transportation

December 8, 2025

**TxDOT Mission:** Connecting you with Texas

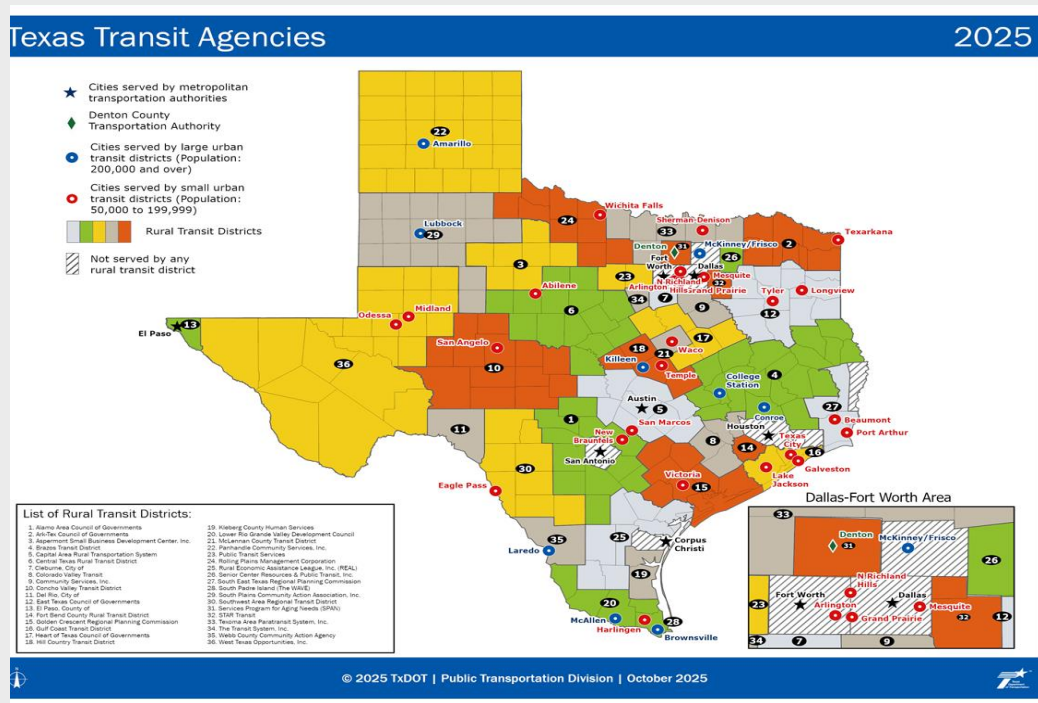
# TxDOT Public Transportation Division



“Support a network of mobility options for people who use alternatives to driving alone.”

# Texas Transit Agencies

- 36 Rural Transit Districts
- 24 Small Urban Transit Districts
- 9 Large Urban Transit Districts
- 8 Metropolitan Area/ County Transit Authorities
- 2024 Ridership Total: 229,400,000



## Service Expansion Program Objectives

- Expand service in unserved and underserved rural areas
- Rural area ridership growth
- Mix of traditional and innovative approaches
- Generate support for additional funding with successful outcomes



## Key Elements of the Program

- **Funding:** \$12 Million of new state funding for the FY24-25 biennium combined with \$8 million from non-state sources.
- **Performance measures:** KPIs for each project (e.g. ridership, cost/hr), monthly reporting. Hit your targets, keep the additional funding.
- **Key Dates:** Service start date: NLT Sept 2024. Continuation assessment: Spring 2026. End date: August 2026.
- **Eligibility:** Available to all 36 Rural Transportation Districts (RTDs)
  - Funds distributed by formula allocation (population, land area, low income)
  - opt in / opt out
  - Tracked separately from rest of service for demonstration period.

# Agency Participation

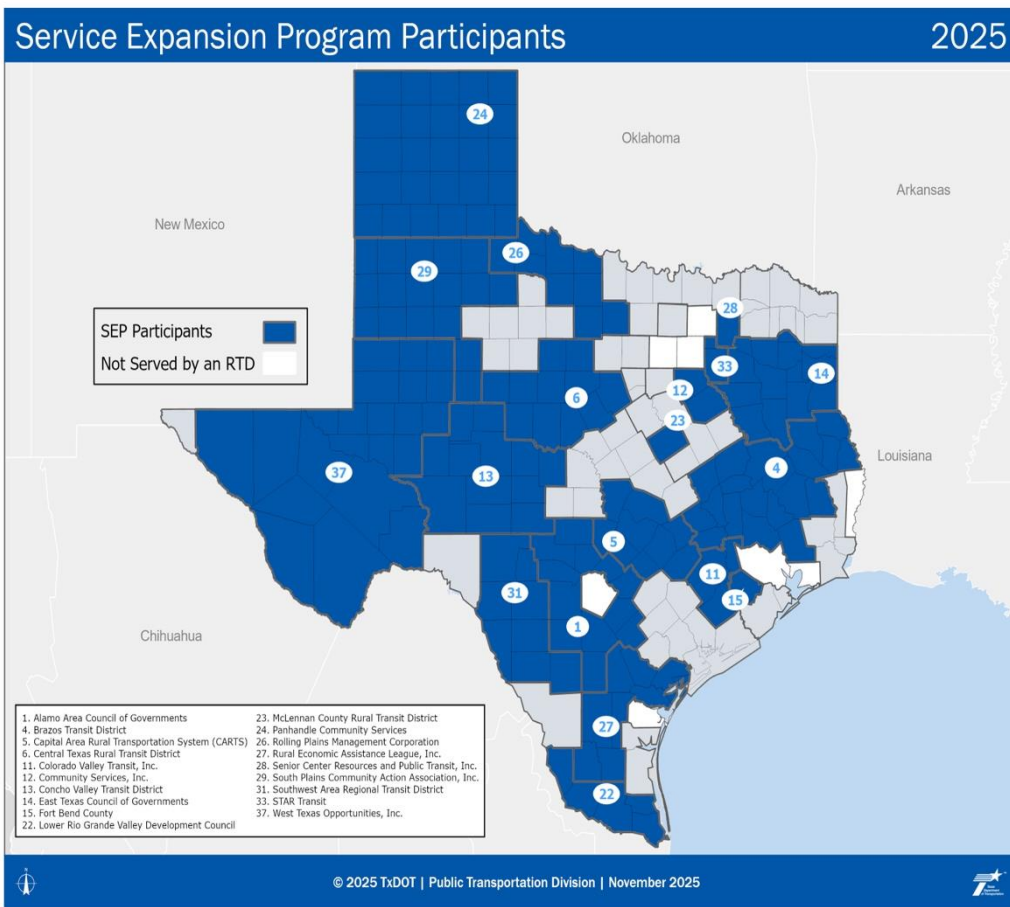
20 agencies participating

Various project types:

- Fixed route
- DR added days/hrs/location
- Microtransit

Reasons for nonparticipation:

- unable to contribute 40%
- lacked available capital assets
- unable to start by deadline



## Lessons learned

- Timing: project conception – appropriations – implementation
- Prescriptive use of funds vs. Transit Board determination
- Readiness – workforce and fleet challenges
- Tracking project-specific costs - start up vs. ongoing
- Measuring performance – trends vs. snapshot
- Budget estimates vs. actual expenditure rates – moving the money around