

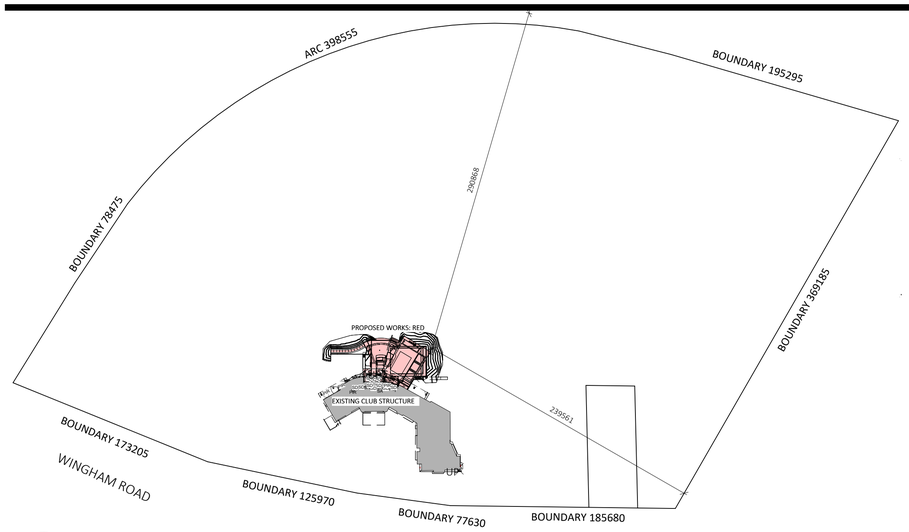

SITE PLAN CONTEXT

1 : 2500

AREAS - NET FLOOR AREA (NFA) EXISTING	
*MEASURED FROM INTERNAL FACE OF EXTERNAL WALL * EXCLUDES STAIRS, LIFTS, LOADING BAY/STORAGE,COMMON TOILET FACILITIES AND AN EMERGENCY PATH OF TRAVEL TO FINAL DISCHARGE POINT VIA EMERGENCY EXIT	
NAME	AREA
EXISTING APPROX NFA AREA MAIN FLOOR AREA	3013.0 m²
EXISTING APPROX NFA AREA LOWER FLOOR AMENITIES AREA	185.6 m²
Total FSR	3198.6 m²

AREAS - NET FLOOR AREA (NFA) PROPOSED	
*MEASURED FROM INTERNAL FACE OF EXTERNAL WALL * EXCLUDES STAIRS, LIFTS, LOADING BAY/STORAGE,COMMON TOILET FACILITIES AND AN EMERGENCY PATH OF TRAVEL TO FINAL DISCHARGE POINT VIA EMERGENCY EXIT	
NAME	AREA
PROPOSED GROUND FLOOR NFA AREA	1127.2 m²
PROPOSED STORAGE ROOM 2 NFA AREA	23.1 m²
PROPOSED STORAGE ROOM 1 NFA AREA	102.4 m²
PROPOSED GROUND FLOOR AMENTIES NFA AREA	67.3 m²
PROPOSED TERRACE NFA AREA	569.6 m²
PROPOSED OUTDOOR FUNCTION NFA AREA	341.8 m²
Total FSR	2231.5 m²

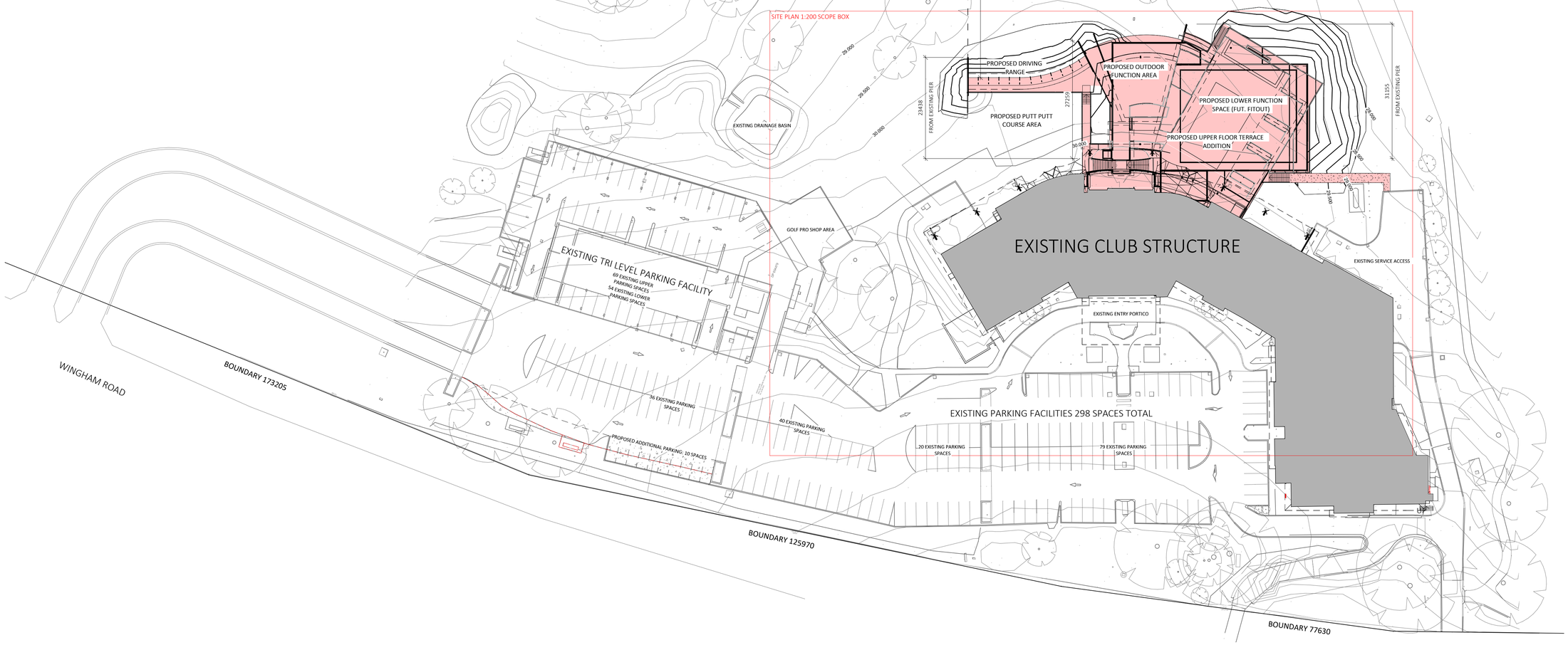

SITE INFORMATION & LEGEND

SITE AREA:	= 198000m²
EXISTING *APPROX* NFA	=3198.6m²
PROPOSED NFA (INCL TERRACE AREA)	=1889.7m²
PROPOSED TOTAL NFA	=5088.3m²
FLOOD AFFECTED	NO
BUSHFIRE AFFECTED	N/A
PROPOSED ADDITIONAL HARDSTAND AREA	=1800m²

- SILTATION CONTROL IN ACCORDANCE WITH COUNCIL POLICY E1 AND THE ADOPTED AUSPEC STANDARD
- SITE HOARDING AND SECURITY FENCE
- WATER MAINS (APPROX ONLY)
- STORMWATER LINES (APPROX ONLY)
- SEWER LINES (APPROX ONLY)
- LINE OF EASEMENTS
- GTAP — PROPOSED GARDEN TAP LOCATIONS (TO BE USED AS A GUIDE ONLY)
- LINE OF BATTER TO GROUND LEVELS (TO BE USED AS A GUIDE ONLY)
- 24.00 23.00 22.00 — ALL LEVELS ARE TO AHD. ALL LEVELS AND SITE DETAIL PROVIDED BY REALSERVE. ALL LEVELS AND CONTOURS ARE TO BE CONFIRMED BY BUILDER / SURVEYOR PRIOR TO START OF CONSTRUCTION.
- EXISTING BUILDING STRUCTURE
- AREA OF PROPOSED WORKS ON SITE

SITE PLAN CONTEXT

1 : 500

BUSHFIRE NOTES:
NOT APPLICABLE TO CLASSIFICATION OF CONSTRUCTION

N/A

SECTION J NOTES:
TO BE COMPLETED AT NEXT PROJECT STAGE

GENERAL PLAN SET NOTES:
CHECK ALL DIMENSIONS ON SITE. THIS DRAWING IS TO BE READ IN CONJUNCTION WITH ALL RELEVANT CONTRACTS, SPECIFICATIONS, REPORTS, DRAWINGS, LEGENDS, NATIONAL CONSTRUCTION CODE, AUS & NZ STANDARDS, ENGINEERING & COUNCIL APPROVALS

TENDER ISSUE ONLY

collinswcollins
Building Designers

Note: Copyright © 2023: Collins.w.Collins PTY LTD All rights reserved. No part of this drawing may be reproduced or transmitted in any form or by means, electronic, mechanical, photocopying, recording or otherwise, without the prior permission of the copyright holders.
DO NOT SCALE from this drawing. *CONTRACTOR* is to check all the dimensions on the job prior to commencement of shop drawings or fabrication. Discrepancies to be referred to the consultant Designer prior to commencement of work.

PROJECT: ALTERATIONS & ADDITIONS TO EXISTING LICENSED CLUB		SITE - SITE PLAN CONTEXT	
STATUS: TENDER ISSUE ONLY	SHEET: A1.1	SCALE:	As indicated
LOT No: 1 DP No: 654479			
STREET: 121 WINGHAM ROAD, TAREE		START DATE:	21.07.23
CLIENT: TAREE RSL & GOLF CLUB		DWG No:	A5658

SHEET SIZE: A1

DRAWING REVISIONS + NOTES

Date:	Description:	Issue:	Drawn:
27.05.25	DRAFT TENDER REV	P	AE
28.05.25	DRAFT TENDER REV	Q	AE
21.08.25	DRAFT TENDER REV	R	AE
11.09.25	DRAFT TENDER REV	S	AE
02.10.25	DRAFT TENDER REV	T	AE
10.10.25	TENDER ISSUE	U	AE

89A Lord Street (PO Box 5667), Port Macquarie NSW 2444 | Shop 17 Centrepoint Arcade, Taree NSW 2430 T: 02 6583 4411 WWW. COLLINSWCOLLINS.COM.AU

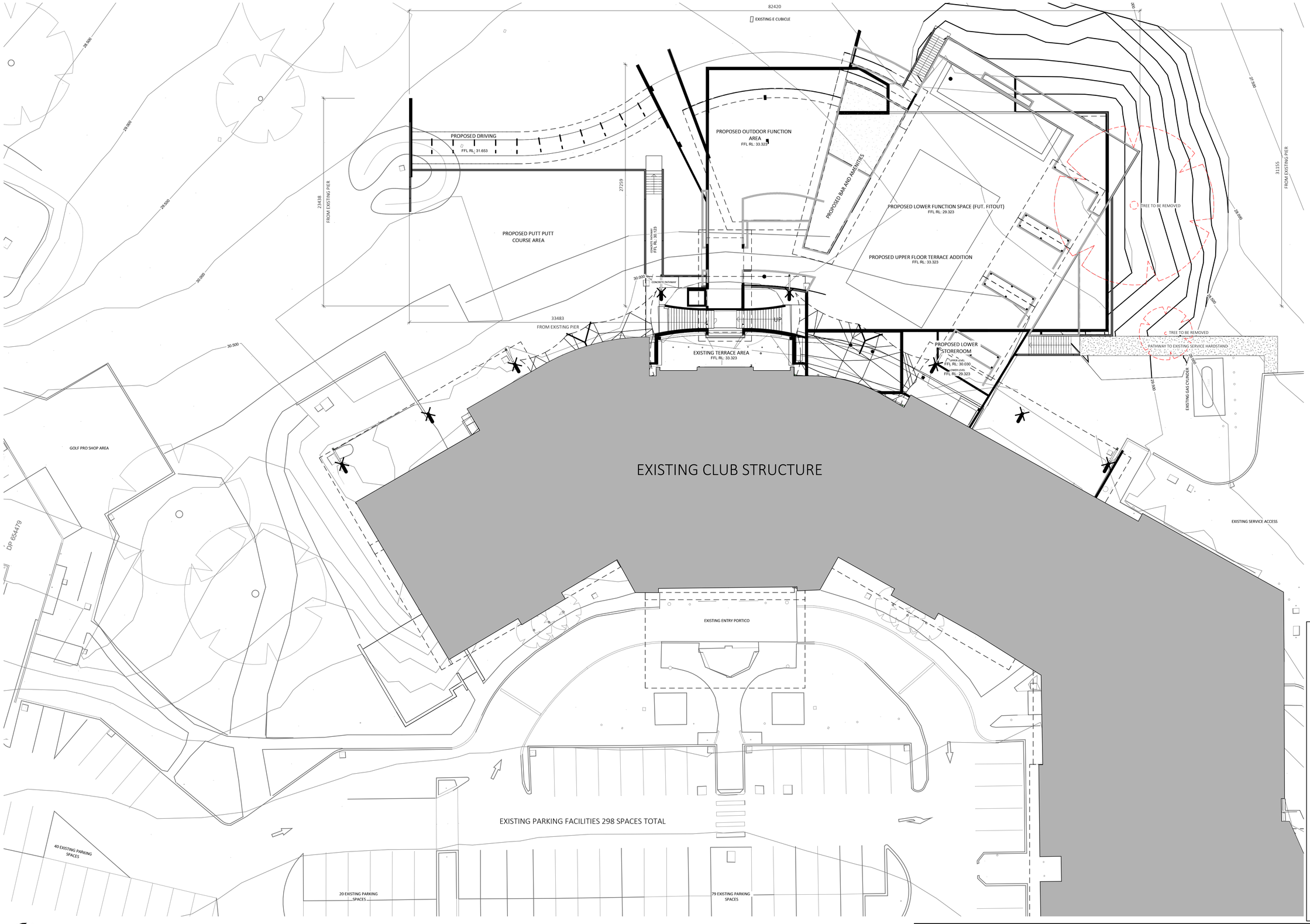

AREAS - NET FLOOR AREA (NFA) EXISTING

*MEASURED FROM INTERNAL FACE OF EXTERNAL WALL
* EXCLUDES STAIRS, LIFTS, LOADING BAY/STORAGE,COMMON TOILET FACILITIES AND AN EMERGENCY PATH OF TRAVEL TO FINAL DISCHARGE POINT VIA EMERGENCY EXIT

NAME	AREA
EXISTING APPROX NFA AREA MAIN FLOOR AREA	3013.0 m²
EXISTING APPROX NFA AREA LOWER FLOOR AMENITIES AREA	185.6 m²
Total FSR	3198.6 m²

AREAS - NET FLOOR AREA (NFA) PROPOSED

*MEASURED FROM INTERNAL FACE OF EXTERNAL WALL
* EXCLUDES STAIRS, LIFTS, LOADING BAY/STORAGE,COMMON TOILET FACILITIES AND AN EMERGENCY PATH OF TRAVEL TO FINAL DISCHARGE POINT VIA EMERGENCY EXIT

NAME	AREA
PROPOSED GROUND FLOOR NFA AREA	1127.2 m²
PROPOSED STORAGE ROOM 2 NFA AREA	23.1 m²
PROPOSED STORAGE ROOM 1 NFA AREA	102.4 m²
PROPOSED GROUND FLOOR AMENTIES NFA AREA	67.3 m²
PROPOSED TERRACE NFA AREA	569.6 m²
PROPOSED OUTDOOR FUNCTION NFA AREA	341.8 m²
Total FSR	2231.5 m²

SITE INFORMATION & LEGEND

SITE AREA:	= 198000m²
EXISTING *APPROX* NFA	=3198.6m²
PROPOSED NFA (INCL TERRACE AREA)	=1889.7m²
PROPOSED TOTAL NFA	=5088.3m²
FLOOD AFFECTED	NO
BUSHFIRE AFFECTED	N/A
PROPOSED ADDITIONAL HARDSTAND AREA	=1800m²

- SILTATION CONTROL IN ACCORDANCE WITH COUNCIL POLICY E1 AND THE ADOPTED AUSPEC STANDARD
- SITE HOARDING AND SECURITY FENCE
- WATER MAINS (APPROX ONLY)
- STORMWATER LINES (APPROX ONLY)
- SEWER LINES (APPROX ONLY)
- LINE OF EASEMENTS
- GTAP — PROPOSED GARDEN TAP LOCATIONS (TO BE USED AS A GUIDE ONLY)
- LINE OF BATTER TO GROUND LEVELS (TO BE USED AS A GUIDE ONLY)
- ALL LEVELS ARE TO AHD. ALL LEVELS AND SITE DETAIL PROVIDED BY REALSERVE. ALL LEVELS AND CONTOURS ARE TO BE CONFIRMED BY BUILDER / SURVEYOR PRIOR TO START OF CONSTRUCTION.
- EXISTING BUILDING STRUCTURE
- AREA OF PROPOSED WORKS ON SITE

SITE PLAN

1 : 200

BUSHFIRE NOTES:
NOT APPLICABLE TO CLASSIFICATION OF CONSTRUCTION

N/A

SECTION J NOTES:
TO BE COMPLETED AT NEXT PROJECT STAGE

GENERAL PLAN SET NOTES:
CHECK ALL DIMENSIONS ON SITE. THIS DRAWING IS TO BE READ IN CONJUNCTION WITH ALL RELEVANT CONTRACTS, SPECIFICATIONS, REPORTS, DRAWINGS, LEGENDS, NATIONAL CONSTRUCTION CODE, AUS & NZ STANDARDS, ENGINEERING & COUNCIL APPROVALS

TENDER ISSUE ONLY

PROPOSED MODIFICATION TO EXISTING APPROVAL

- REVISED TERRACE AMENITIES
- REVISED TERRACE ROOFLINE TO SUIT AMENITIES
- STRUCTURAL SETDOWN IN BASEMENT

collinswcollins
Building Designers

Note: Copyright © 2023: Collins.w.Collins PTY LTD
All rights reserved. No part of this drawing may be reproduced or transmitted in any form or by means, electronic, mechanistic, photocopying, recording or otherwise, without the prior permission of the copyright holders.
DO NOT SCALE from this drawing. CONTRACTOR is to check all the dimensions on the job prior to commencement of shop drawings or fabrication. Discrepancies to be referred to the consultant Designer prior to commencement of work.

PROJECT: ALTERATIONS & ADDITIONS TO EXISTING LICENSED CLUB		SITE - SITE PLAN	
STATUS: TENDER ISSUE ONLY	SHEET: A1.2	SCALE:	1 : 200
LOT No: 1 DP No: 654479		START DATE:	21.07.23
STREET: 121 WINGHAM ROAD, TAREE		DWG No:	A5658
CLIENT: TAREE RSL & GOLF CLUB			

SHEET SIZE: A1

DRAWING REVISIONS + NOTES

Date:	Description:	Issue:	Drawn:
27.05.25	DRAFT TENDER REV	P	AE
28.05.25	DRAFT TENDER REV	Q	AE
21.08.25	DRAFT TENDER REV	R	AE
11.09.25	DRAFT TENDER REV	S	AE
02.10.25	DRAFT TENDER REV	T	AE
10.10.25	TENDER ISSUE	U	AE

89A Lord Street (PO Box 5667), Port Macquarie NSW 2444 | Shop 17 Centrepoint Arcade, Taree NSW 2430
T: 02 6583 4411
WWW. COLLINSWCOLLINS.COM.AU

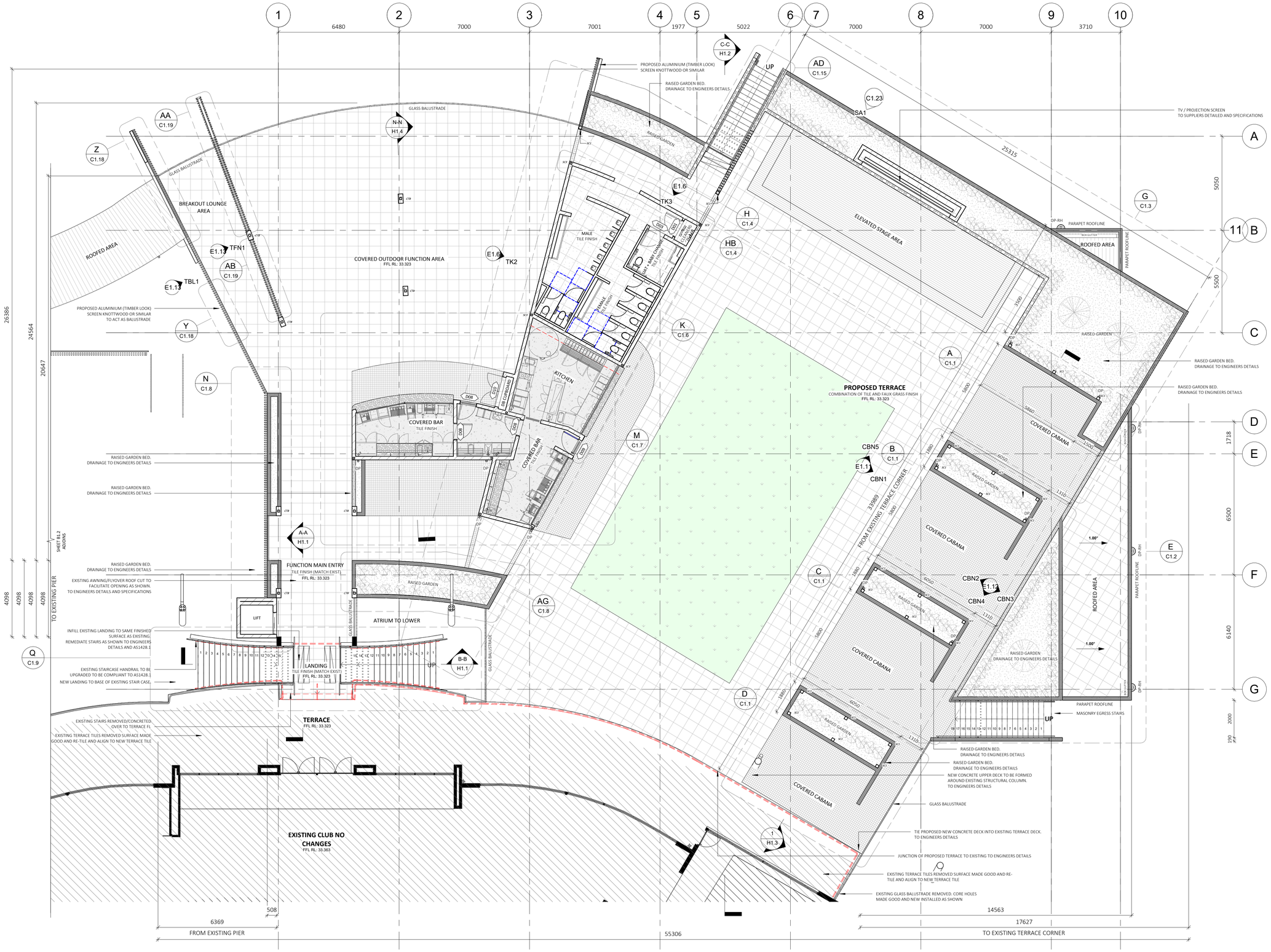

AREAS - NET FLOOR AREA (NFA) PROPOSED	
*MEASURED FROM INTERNAL FACE OF EXTERNAL WALL * EXCLUDES STAIRS, LIFTS, LOADING BAY/STORAGE,COMMON TOILET FACILITIES AND AN EMERGENCY PATH OF TRAVEL TO FINAL DISCHARGE POINT VIA EMERGENCY EXIT	
NAME	AREA
PROPOSED GROUND FLOOR NFA AREA	1127.2 m²
PROPOSED STORAGE ROOM 2 NFA AREA	23.1 m²
PROPOSED STORAGE ROOM 1 NFA AREA	102.4 m²
PROPOSED GROUND FLOOR AMENTIES NFA AREA	67.3 m²
PROPOSED TERRACE NFA AREA	569.6 m²
PROPOSED OUTDOOR FUNCTION NFA AREA	341.8 m²
Total FSR	2231.5 m²

AREAS - FLOOR (GROSS BUILDING)	
*FLOOR AREA MEASURED FROM EXTERNAL FACE *UPPER FLOOR AREAS EXCLUDE STAIRS & VOIDS	
NAME	AREA
PROPOSED GROUND FLOOR AREA	1365.7 m²
PROPOSED LIFT SHAFT AREA	4.5 m²
PROPOSED DRIVING RANGE EMERGENCY EXIT AREA	25.1 m²
PROPOSED DRIVING RANGE AREA	50.8 m²
PROPOSED OUTDOOR FUNCTION AREA	395.6 m²
PROPOSED TERRACE AREA (INCL GARDENS)	959.7 m²
PROPOSED TERRACE BAR AND AMENITIES AREA	106.5 m²
TOTAL	2907.8 m²

WALL CONSTRUCTION TYPES (TYPE A CONSTRUCTION)

IN ACCORDANCE WITH SECTION C2D11, SECTION S5C11 NCC VOL 1 2022

NOTE: WALL TYPES ARE SPECIFIED ON PROPOSED USE . ANY CHANGE TO USE TYPE MAY REQUIRE COMPLIANCE TO SECTION J OF NCC

LABEL	MATERIAL DESCRIPTION
WB-01	190 SERIES RC BLOCK WALL. TO ENG DETAILS WHERE APPLICABLE. REFER TO EXTERNAL FINISHES FOR TREATMENT TO FACES.
WB-03	190 SERIES RC BLOCK WALL (W/CAVITY). TO ENG DETAILS WHERE APPLICABLE. WITH INTERNAL 63mm STUD LINING. REFER TO INTERNAL/EXTERNAL FINISHES FOR TREATMENT TO FACES.
WB-04A	190 SERIES RC BLOCK WALL (W/CAVITY). TO ENG DETAILS WHERE APPLICABLE. WITH INTERNAL 63mm STUD LINING TO EACH FACE. REFER TO INTERNAL/EXTERNAL FINISHES FOR TREATMENT TO FACES.
WB-04B	190 SERIES RC BLOCK WALL. TO ENG DETAILS WHERE APPLICABLE. WITH INTERNAL 63mm STUD LINING TO EACH FACE. REFER TO INTERNAL/EXTERNAL FINISHES FOR TREATMENT TO FACES.
WB-04C	190 SERIES RC BLOCK WALL. TO ENG DETAILS WHERE APPLICABLE. WITH INTERNAL 63mm STUD LINING TO EACH FACE. REFER TO INTERNAL/EXTERNAL FINISHES FOR TREATMENT TO FACES.
WB-04E	190 SERIES RC BLOCK WALL. TO ENG DETAILS WHERE APPLICABLE. WITH INTERNAL 63mm STUD LINING TO ONE FACE 92mm STUD LINING TO OTHER FACE. REFER TO INTERNAL/EXTERNAL FINISHES FOR TREATMENT TO FACES.
WB-05	190 SERIES RC BLOCK WALL WITH WITH INTERNAL 63mm STUD LINING TO INTERNAL FACE WITH CSR GYPROCK AQUACHEKâ¿¢ LINING. TILE OR PAINT FINISH REFER TO FINISHES SCHEDULE. TO ENG DETAILS WHERE APPLICABLE.
WB-05A	190 SERIES RC BLOCK WALL WITH WITH INTERNAL 63mm STUD LINING TO INTERNAL FACE WITH CSR GYPROCK IMPACTCHEKâ¿¢ LINING. PAINT FINISH REFER TO FINISHES SCHEDULE. TO ENG DETAILS WHERE APPLICABLE.
WB-05B	190 SERIES RC BLOCK WALL WITH WITH INTERNAL 92mm STUD LINING TO INTERNAL FACE WITH CSR GYPROCK AQUACHEKâ¿¢ LINING. TILE OR PAINT FINISH REFER TO FINISHES SCHEDULE. TO ENG DETAILS WHERE APPLICABLE.
WB-06	90mm METAL STUD WALL WITH CSR GYPROCK IMPACTCHEKâ¿¢ 13mm LININGS TO EACH SIDE, PAINT FINISH. REFER TO FINISHES SCHEDULE
WB-07	90mm METAL STUD WALL WITH CSR GYPROCK AQUACHEKâ¿¢ 13mm LININGS TO EACH SIDE, PAINT/TILE FINISH. REFER TO FINISHES SCHEDULE
WB-07A	90mm METAL STUD WALL WITH CSR GYPROCK AQUACHEKâ¿¢ 13mm LINING TO ONE SIDE, PAINT/TILE FINISH. REFER TO FINISHES SCHEDULE
WB-09	FRAMED CEILING BULKHEAD CSR GYPROCK COMMERCIAL STD 13mm LINING. PAINT FINISH. REFER TO FINISHES SCHEDULE
WB-10	190mm SERIES RC BLOCK WALL TO ENG DETAILS. TILE LINING INTERNALLY AND SELECTED FINISHED EXTERNALLY. REFER TO FINISHES SCHEDULE
WB-11	KNOTWOOD ALUMINIUM BATTENS/FINS. REFER TO SUPPLIERS DETAILS AND SPECIFICATIONS. REFER TO FINISHES SCHEDULE FOR FINISH
WB-12	STRUCTURAL FRAME TO ENGINEERS DETAILS TO SUPPORT DRIVING RANGE ROOFLINE. HDG FINISH.
WB-13	140 SERIES RC BLOCK WALL. TO ENG DETAILS WHERE APPLICABLE. REFER TO EXTERNAL FINISHES FOR TREATMENT TO FACES.
WB-14	290 SERIES RC BLOCK WALL. TO ENG DETAILS WHERE APPLICABLE. REFER TO EXTERNAL FINISHES FOR TREATMENT TO FACES.

CONCRETE COLUMN SCHEDULE

LABEL	COLUMN TYPE	QTY
CTA	400mm ROUND CONCRETE PIER TO ENGINEERS DETAILS	20
CTB	250mm X 500mm CONCRETE PIER WITH STEEL POST OVER TO ENGINEERS DETAILS	8
CTC	RC COLUMN REF TO ENGINEERS DETAILS	2

STEEL COLUMN SCHEDULE

LABEL	COLUMN TYPE	QTY
SC1	150 x 150mm SHS POWDER COATED FIXING TO ENGINEERS DETAILS	23
SC3	89 X 89 SHS TO ENGINEERS DETAILS	9
SC4	100 X 100mm SHS POWDER COATED POST TO ENGINEERS DETAILS	10

BUSHFIRE NOTES:
NOT APPLICABLE TO CLASSIFICATION OF CONSTRUCTION

N/A

SECTION J NOTES:
TO BE COMPLETED AT NEXT PROJECT STAGE

GENERAL PLAN SET NOTES:
CHECK ALL DIMENSIONS ON SITE. THIS DRAWING IS TO BE READ IN CONJUNCTION WITH ALL RELEVANT CONTRACTS, SPECIFICATIONS, REPORTS, DRAWINGS, LEGENDS, NATIONAL CONSTRUCTION CODE, AUS & NZ STANDARDS, ENGINEERING & COUNCIL APPROVALS

TERRACE PROPOSED

1 : 100

TENDER ISSUE ONLY

collinswcollins
Building Designers

Note: Copyright © 2023: Collins.w.Collins PTY LTD All rights reserved. No part of this drawing may be reproduced or transmitted in any form or by means, electronic, mechanical, photocopying, recording or otherwise, without the prior permission of the copyright holders.
DO NOT SCALE from this drawing. *CONTRACTOR* is to check all the dimensions on the job prior to commencement of shop drawings or fabrication. Discrepancies to be referred to the consultant *Designer* prior to commencement of work.

PROJECT: ALTERATIONS & ADDITIONS TO EXISTING LICENSED CLUB
STATUS: TENDER ISSUE ONLY
LOT No: 1 DP No: 654479
STREET: 121 WINGHAM ROAD, TAREE
CLIENT: TAREE RSL & GOLF CLUB

FLOOR PLANS - TERRACE PROPOSED
SHEET: B1.3
SCALE: 1 : 100
START DATE: 21.07.23
DWG No: A5658

SHEET SIZE: A1

DRAWING REVISIONS + NOTES

Date:	Description:	Issue:	Drawn:
27.05.25	DRAFT TENDER REV	P	AE
28.05.25	DRAFT TENDER REV	Q	AE
21.08.25	DRAFT TENDER REV	R	AE
11.09.25	DRAFT TENDER REV	S	AE
02.10.25	DRAFT TENDER REV	T	AE
10.10.25	TENDER ISSUE	U	AE

89A Lord Street (PO Box 5667), Port Macquarie NSW 2444 | Shop 17 Centrepoint Arcade, Taree NSW 2430
T: 02 6583 4411
WWW. COLLINSWCOLLINS.COM.AU

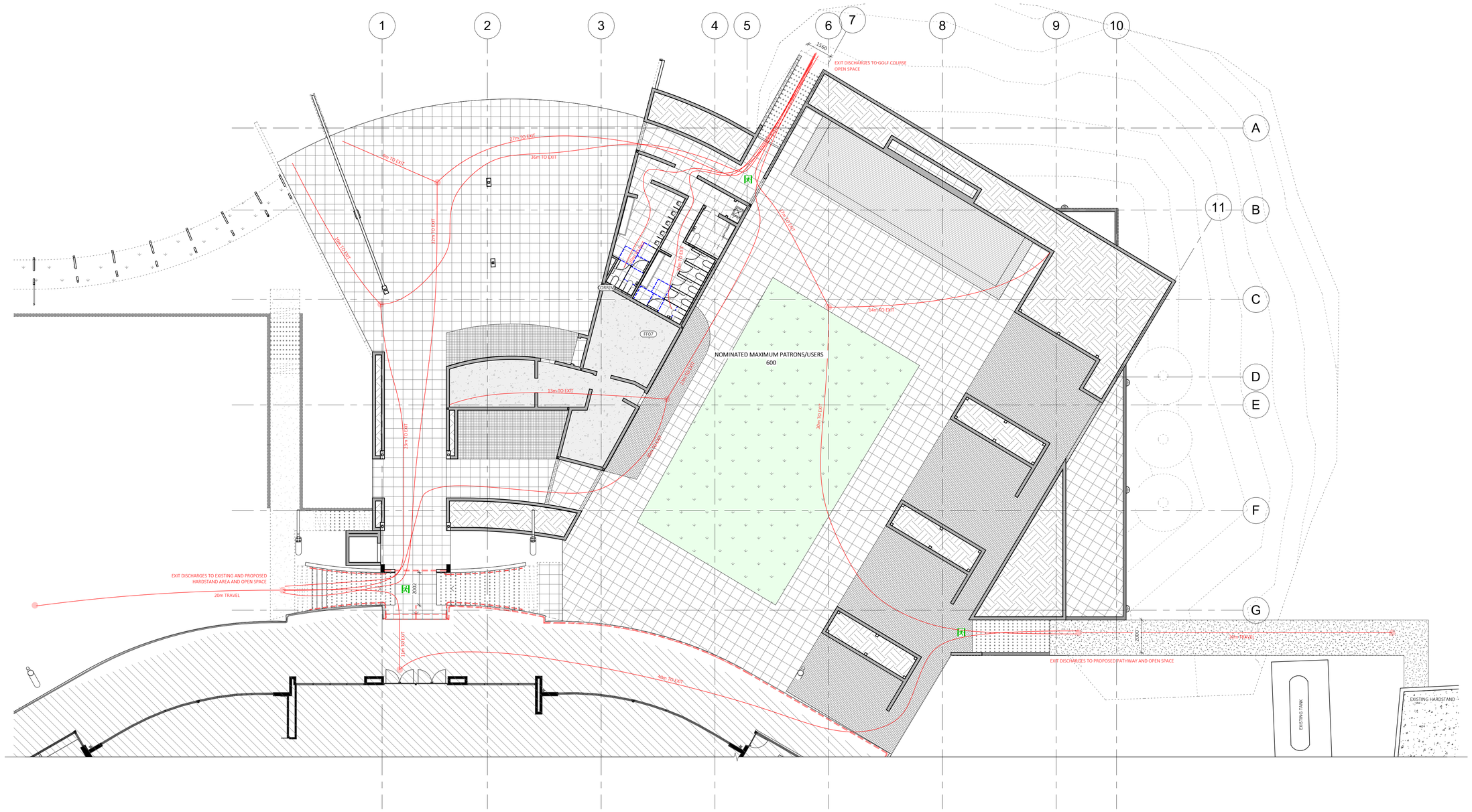

PROVISION FOR ESCAPE NOTES:

WIDTH OF EXITS AND PATHS OF TRAVEL:
ALL EXITS TO COMPLY WITH NCC VOLUME 1 2022 PART D2.

PROPOSED BASEMENT FLOOR LEVEL:
NUMBER EXITS: 3
AGGREGATE PATH OF TRAVEL WIDTH: 5041mm (3 EXITS)
REQUIRED PATH OF TRAVEL MIN WIDTH: 1000mm (BASED ON 3 EXITS)
AGGREGATE EXIT POINT/DOOR WIDTH: 3060mm (3 EXIT DOORS)
MINIMUM EXIT DOOR WIDTH: 1000mm (NSW CLAUSE D2D9(e))

PROPOSED TERRACE FLOOR LEVEL:
NUMBER EXITS: 3
AGGREGATE PATH OF TRAVEL WIDTH: 5502mm (3 EXITS)
REQ'D AGG. PATH OF TRAVEL WIDTH: 5500mm (3 EXITS)

BUSHFIRE NOTES:
NOT APPLICABLE TO CLASSIFICATION OF CONSTRUCTION

N/A

SECTION J NOTES:
TO BE COMPLETED AT NEXT PROJECT STAGE

GENERAL PLAN SET NOTES:
CHECK ALL DIMENSIONS ON SITE. THIS DRAWING IS TO BE READ IN CONJUNCTION WITH ALL RELEVANT CONTRACTS, SPECIFICATIONS, REPORTS, DRAWINGS, LEGENDS, NATIONAL CONSTRUCTION CODE, AUS & NZ STANDARDS, ENGINEERING & COUNCIL APPROVALS

EGRESS FLOOR PLAN - TERRACE CONTEXT

1 : 125

TENDER ISSUE ONLY

collinswcollins PTY LTD
Building Designers

Note: Copyright © 2023: Collins.w.Collins PTY LTD All rights reserved. No part of this drawing may be reproduced or transmitted in any form or by means, electronic, mechanical, photocopying, recording or otherwise, without the prior permission of the copyright holders.
DO NOT SCALE from this drawing. *CONTRACTOR* is to check all the dimensions on the job prior to commencement of shop drawings or fabrication. Discrepancies to be referred to the consultant Designer prior to commencement of work.

PROJECT: ALTERATIONS & ADDITIONS TO EXISTING LICENSED CLUB
STATUS: TENDER ISSUE ONLY
LOT No: 1 DP No: 654479
STREET: 121 WINGHAM ROAD, TAREE
CLIENT: TAREE RSL & GOLF CLUB
SHEET: Q1.3

EGRESS FLOOR PLAN - CONTEXT
SCALE: As indicated
START DATE: 21.07.23
DWG No: A5658

SHEET SIZE: A1

DRAWING REVISIONS + NOTES

Date:	Description:	Issue:	Drawn:
27.05.25	DRAFT TENDER REV	P	AE
28.05.25	DRAFT TENDER REV	Q	AE
21.08.25	DRAFT TENDER REV	R	AE
11.09.25	DRAFT TENDER REV	S	AE
02.10.25	DRAFT TENDER REV	T	AE
10.10.25	TENDER ISSUE	U	AE

89A Lord Street (PO Box 5667), Port Macquarie NSW 2444 | Shop 17 Centrepoint Arcade, Taree NSW 2430
T: 02 6583 4411
WWW. COLLINSWCOLLINS.COM.AU

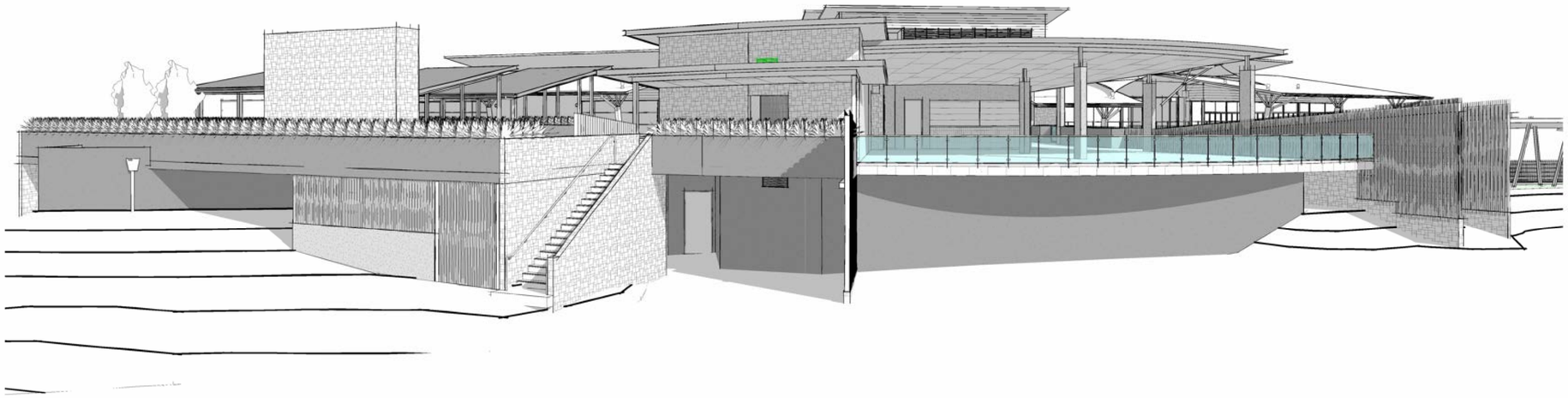

CONCEPTUAL PERSPECTIVE 1

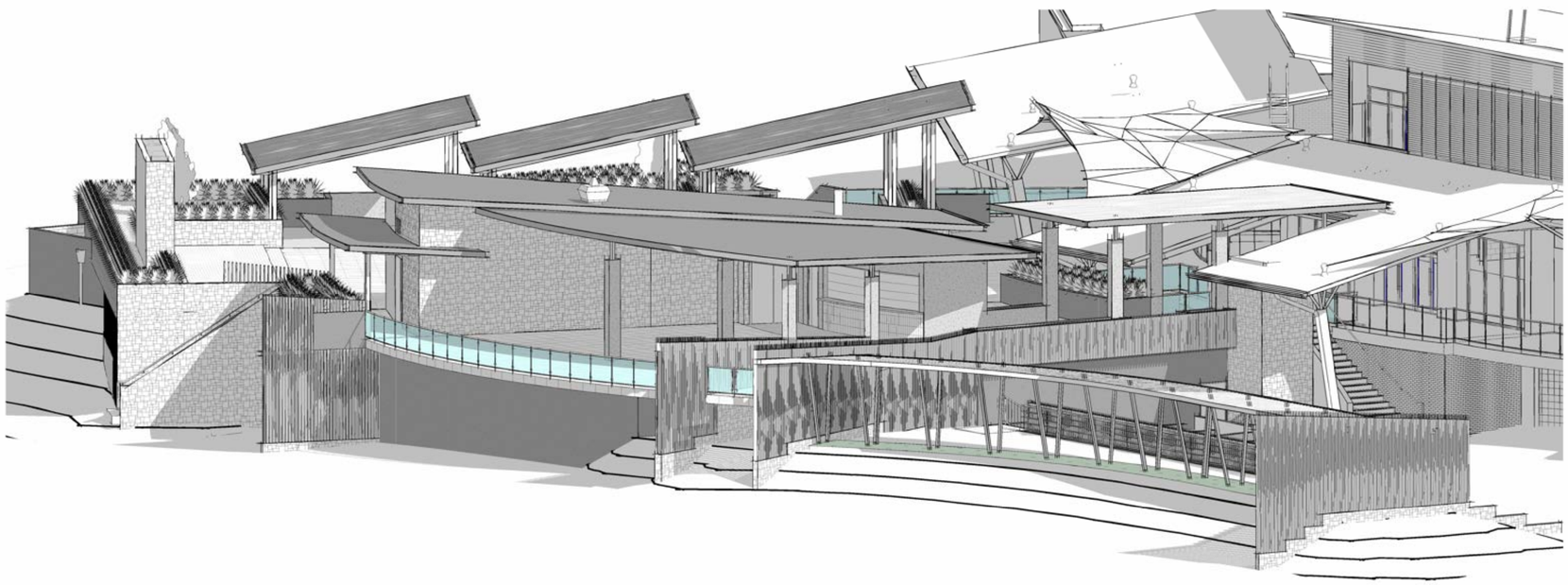

CONCEPTUAL PERSPECTIVE 4

BUSHFIRE NOTES:
NOT APPLICABLE TO CLASSIFICATION OF CONSTRUCTION

N/A

SECTION J NOTES:
TO BE COMPLETED AT NEXT PROJECT STAGE

GENERAL PLAN SET NOTES:
CHECK ALL DIMENSIONS ON SITE. THIS DRAWING IS TO BE READ IN CONJUNCTION WITH ALL RELEVANT CONTRACTS, SPECIFICATIONS, REPORTS, DRAWINGS, LEGENDS, NATIONAL CONSTRUCTION CODE, AUS & NZ STANDARDS, ENGINEERING & COUNCIL APPROVALS

TENDER ISSUE ONLY

collinswcollins PTY LTD
Building Designers

Note: Copyright © 2023: Collins.w.Collins PTY LTD
All rights reserved. No part of this drawing may be reproduced or transmitted in any form or by means, electronic, mechanical, photocopying, recording or otherwise, without the prior permission of the copyright holders.
DO NOT SCALE from this drawing. CONTRACTOR is to check all the dimensions on the job prior to commencement of shop drawings or fabrication. Discrepancies to be referred to the consultant Designer prior to commencement of work.

PROJECT: ALTERATIONS & ADDITIONS TO EXISTING LICENSED CLUB
STATUS: TENDER ISSUE ONLY
LOT No: 1 DP No: 654479
STREET: 121 WINGHAM ROAD, TAREE
CLIENT: TAREE RSL & GOLF CLUB
SHEET: Y1.1

PERSPECTIVES - PERSPECTIVES
SCALE:
START DATE: 21.07.23
DWG No: A5658

SHEET SIZE: A1

DRAWING REVISIONS + NOTES

Date:	Description:	Issue:	Drawn:
27.05.25	DRAFT TENDER REV	P	AE
28.05.25	DRAFT TENDER REV	Q	AE
21.08.25	DRAFT TENDER REV	R	AE
11.09.25	DRAFT TENDER REV	S	AE
02.10.25	DRAFT TENDER REV	T	AE
10.10.25	TENDER ISSUE	U	AE

89A Lord Street (PO Box 5667), Port Macquarie NSW 2444 | Shop 17 Centrepoint Arcade, Taree NSW 2430
T: 02 6583 4411
WWW. COLLINSWCOLLINS.COM.AU

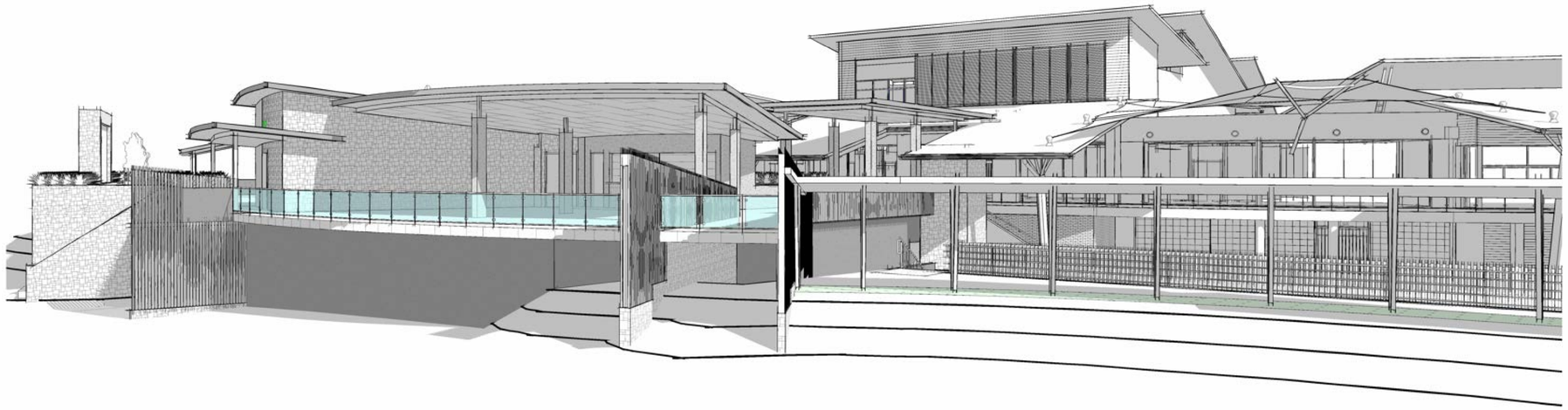

CONCEPTUAL PERSPECTIVE 2

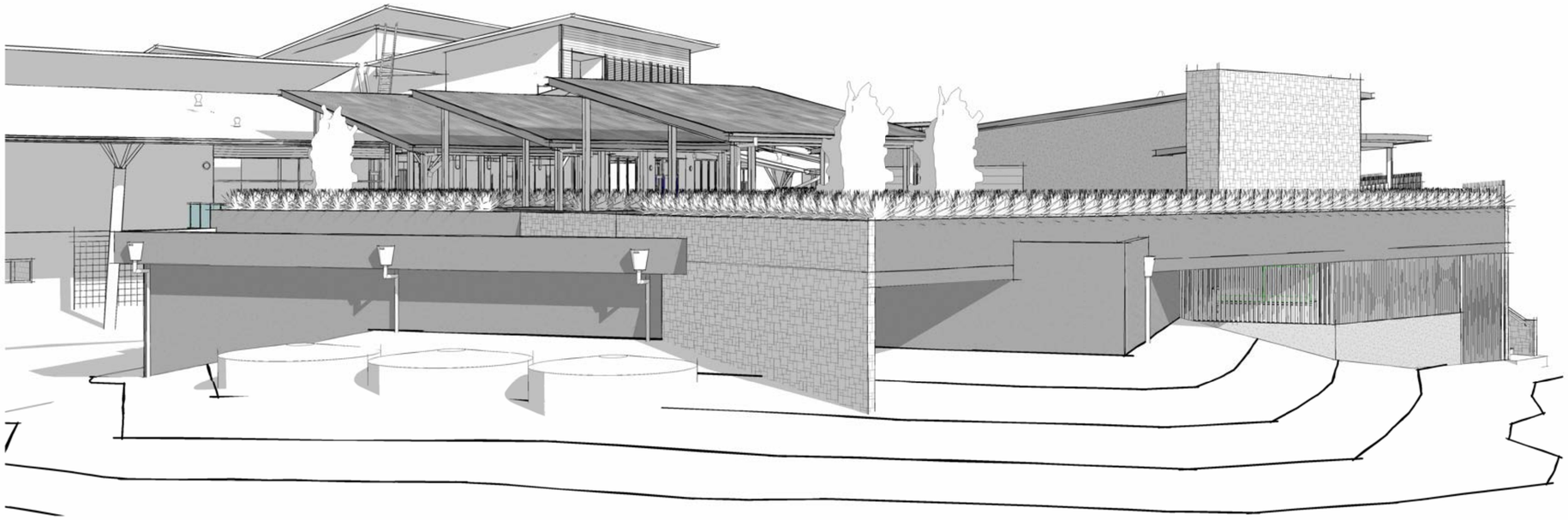

CONCEPTUAL PERSPECTIVE 3

BUSHFIRE NOTES:
NOT APPLICABLE TO CLASSIFICATION OF CONSTRUCTION

N/A

SECTION J NOTES:
TO BE COMPLETED AT NEXT PROJECT STAGE

GENERAL PLAN SET NOTES:
CHECK ALL DIMENSIONS ON SITE. THIS DRAWING IS TO BE READ IN CONJUNCTION WITH ALL RELEVANT CONTRACTS, SPECIFICATIONS, REPORTS, DRAWINGS, LEGENDS, NATIONAL CONSTRUCTION CODE, AUS & NZ STANDARDS, ENGINEERING & COUNCIL APPROVALS

TENDER ISSUE ONLY

collinswcollins
Building Designers

Note: Copyright © 2023: Collins w.Collins PTY LTD
All rights reserved. No part of this drawing may be reproduced or transmitted in any form or by means, electronic, mechanical, photocopying, recording or otherwise, without the prior permission of the copyright holders.
DO NOT SCALE from this drawing. *CONTRACTOR* is to check all the dimensions on the job prior to commencement of shop drawings or fabrication. Discrepancies to be referred to the consultant Designer prior to commencement of work.

PROJECT: ALTERATIONS & ADDITIONS TO EXISTING LICENSED CLUB
STATUS: TENDER ISSUE ONLY
LOT No: 1 DP No: 654479
STREET: 121 WINGHAM ROAD, TAREE
CLIENT: TAREE RSL & GOLF CLUB

SHEET: Y1.2

PERSPECTIVES - PERSPECTIVES
SCALE:
START DATE: 21.07.23
DWG No: A5658

SHEET SIZE: A1

DRAWING REVISIONS + NOTES

Date:	Description:	Issue:	Drawn:
27.05.25	DRAFT TENDER REV	P	AE
28.05.25	DRAFT TENDER REV	Q	AE
21.08.25	DRAFT TENDER REV	R	AE
11.09.25	DRAFT TENDER REV	S	AE
02.10.25	DRAFT TENDER REV	T	AE
10.10.25	TENDER ISSUE	U	AE

89A Lord Street (PO Box 5667), Port Macquarie NSW 2444 | Shop 17 Centrepoint Arcade, Taree NSW 2430
T: 02 6583 4411
WWW. COLLINSWCOLLINS.COM.AU

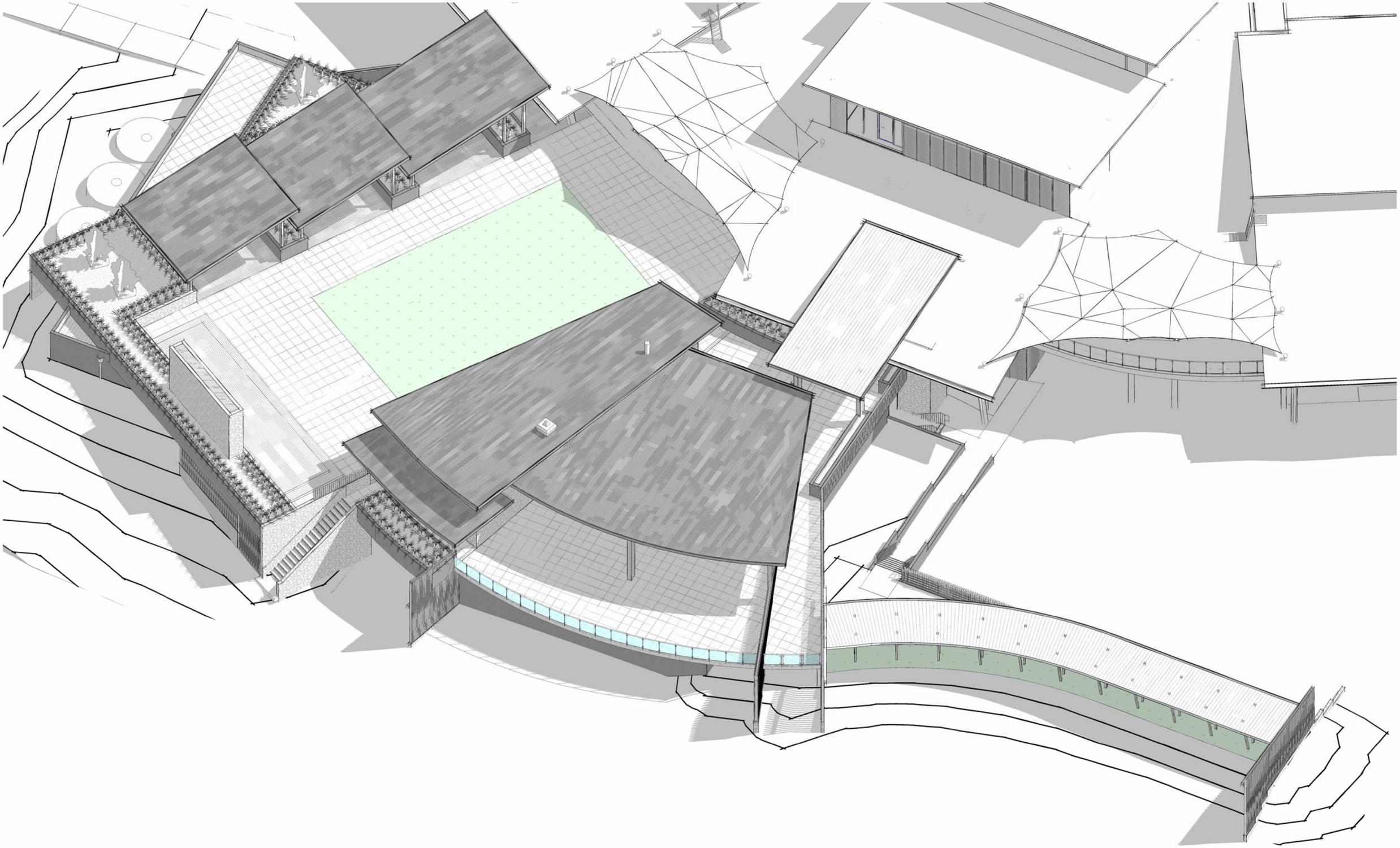

CONCEPTUAL PERSPECTIVE 5

BUSHFIRE NOTES:
NOT APPLICABLE TO CLASSIFICATION OF CONSTRUCTION

N/A

SECTION J NOTES:
TO BE COMPLETED AT NEXT PROJECT STAGE

GENERAL PLAN SET NOTES:
CHECK ALL DIMENSIONS ON SITE. THIS DRAWING IS TO BE READ IN CONJUNCTION WITH ALL RELEVANT CONTRACTS, SPECIFICATIONS, REPORTS, DRAWINGS, LEGENDS, NATIONAL CONSTRUCTION CODE, AUS & NZ STANDARDS, ENGINEERING & COUNCIL APPROVALS

TENDER ISSUE ONLY

collinswcollins
Building Designers

Note: Copyright © 2023: Collins w.Collins PTY LTD
All rights reserved. No part of this drawing may be reproduced or transmitted in any form or by means, electronic, mechanical, photocopying, recording or otherwise, without the prior permission of the copyright holders.
DO NOT SCALE from this drawing. *CONTRACTOR* is to check all the dimensions on the job prior to commencement of shop drawings or fabrication. Discrepancies to be referred to the consultant Designer prior to commencement of work.

PROJECT: ALTERATIONS & ADDITIONS TO EXISTING LICENSED CLUB

STATUS: TENDER ISSUE ONLY
LOT No: 1 DP No: 654479
STREET: 121 WINGHAM ROAD, TAREE
CLIENT: TAREE RSL & GOLF CLUB

SHEET: Y1.3

PERSPECTIVES - PERSPECTIVES

SCALE:
START DATE: 21.07.23
DWG No: A5658

SHEET SIZE: A1

DRAWING REVISIONS + NOTES

Date:	Description:	Issue:	Drawn:
27.05.25	DRAFT TENDER REV	P	AE
28.05.25	DRAFT TENDER REV	Q	AE
21.08.25	DRAFT TENDER REV	R	AE
11.09.25	DRAFT TENDER REV	S	AE
02.10.25	DRAFT TENDER REV	T	AE
10.10.25	TENDER ISSUE	U	AE

89A Lord Street (PO Box 5667), Port Macquarie NSW 2444 | Shop 17 Centrepoint Arcade, Taree NSW 2430
T: 02 6583 4411
WWW. COLLINSWCOLLINS.COM.AU

CONCEPTUAL PERSPECTIVE 6

CONCEPTUAL PERSPECTIVE 7

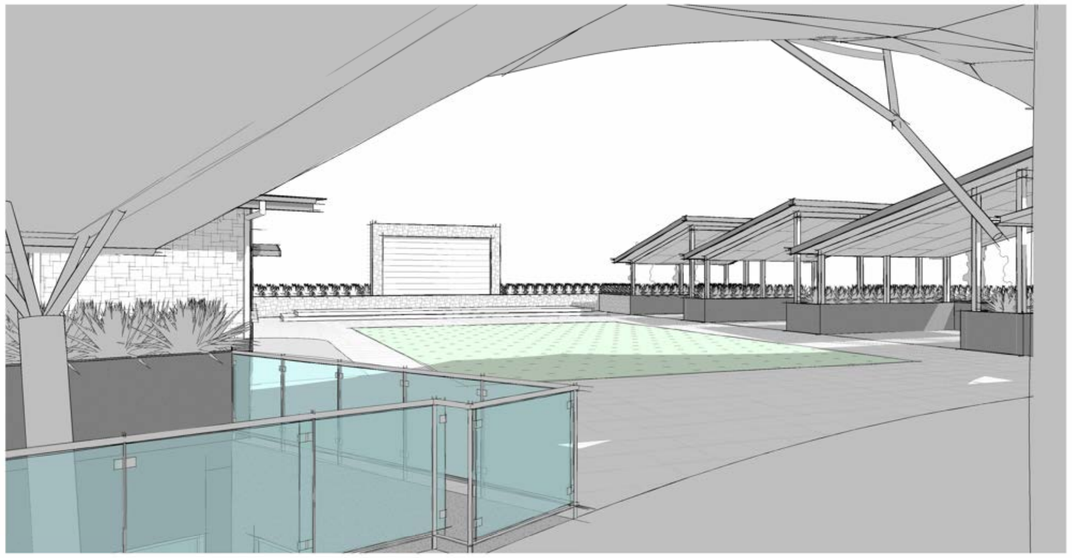

CONCEPTUAL PERSPECTIVE 8

BUSHFIRE NOTES:
NOT APPLICABLE TO CLASSIFICATION OF CONSTRUCTION

N/A

SECTION J NOTES:
TO BE COMPLETED AT NEXT PROJECT STAGE

GENERAL PLAN SET NOTES:
CHECK ALL DIMENSIONS ON SITE. THIS DRAWING IS TO BE READ IN CONJUNCTION WITH ALL RELEVANT CONTRACTS, SPECIFICATIONS, REPORTS, DRAWINGS, LEGENDS, NATIONAL CONSTRUCTION CODE, AUS & NZ STANDARDS, ENGINEERING & COUNCIL APPROVALS

TENDER ISSUE ONLY

collinswcollins PTY LTD
Building Designers

Note: Copyright © 2023: Collins.w.Collins PTY LTD
All rights reserved. No part of this drawing may be reproduced or transmitted in any form or by means, electronic, mechanical, photocopying, recording or otherwise, without the prior permission of the copyright holders.
DO NOT SCALE from this drawing. *CONTRACTOR* is to check all the dimensions on the job prior to commencement of shop drawings or fabrication. Discrepancies to be referred to the consultant Designer prior to commencement of work.

PROJECT: ALTERATIONS & ADDITIONS TO EXISTING LICENSED CLUB		PERSPECTIVES - PERSPECTIVES	
STATUS: TENDER ISSUE ONLY	SHEET: Y1.4	SCALE:	
LOT No: 1 / DP No: 654479			
STREET: 121 WINGHAM ROAD, TAREE		START DATE:	21.07.23
CLIENT: TAREE RSL & GOLF CLUB		DWG No:	A5658

SHEET SIZE: A1

DRAWING REVISIONS + NOTES

Date:	Description:	Issue:	Drawn:
27.05.25	DRAFT TENDER REV	P	AE
28.05.25	DRAFT TENDER REV	Q	AE
21.08.25	DRAFT TENDER REV	R	AE
11.09.25	DRAFT TENDER REV	S	AE
02.10.25	DRAFT TENDER REV	T	AE
10.10.25	TENDER ISSUE	U	AE

89A Lord Street (PO Box 5667), Port Macquarie NSW 2444 | Shop 17 Centrepoint Arcade, Taree NSW 2430
T: 02 6583 4411
WWW. COLLINSWCOLLINS.COM.AU