









Little 1 Nursery
Forest School

Safe Use of Tools Policy

Tools will only be used within the designated Forest School Area at Little 1 Nursery by Forest School staff.

During Forest School sessions we use different types of tools within the session with the children; such as potato peeler/penknives/pokey outey thing/hacksaws/bow saws.

- Staff will give children a "safety talk" before each tool is used
- Only Forest School staff take tools out of locked tool unit
- There will be a specified area within Forest School Area for using tools i.e. tree stump - staff will inform children of this area at beginning of session and mark off using stick flags
- Ensure ground is clear of sticks/obstructions
- Forest School staff will count and return tools to locked storage unit immediately after each activity
- All tools have appropriate ratios applied, adult to child ratio 1:1 will be applied as necessary

Bow Saw		Adult ratio 1 -1 For cutting Hardwoods. Ensure the blade has a cover on it when not in use. Cut no bigger than wrist/forearm. Work gloves for wearing on non-cutting hand when using tools compulsory with bow saw.
Hack Saw		Adult ratio 1 -1 For cutting Softwoods. No blade cover necessary. Work gloves for wearing on non-cutting hand when using tools compulsory with hack saw.
Vegetable Peeler		Used for whittling before moving on to penknife.
Pen Knife		Used for whittling once mastered skill using vegetable peeler.
Palm Drill		For making small holes in wood.
Pokey Outey Thing		For poking out pith. Make sure they have a flat end.

✂-----

I give consent for my child to use the tools listed within the 'Safe Use of Tools Policy' during Forest School sessions at Little 1 Nursery.

Childs Name:

Parent/Guardian Name:

Signature:

Date: