



Investor Presentation

Taglich Brothers Conference

May 2016

NYSE: UFAB

www.uniquefab.com

Safe Harbor

FORWARD-LOOKING STATEMENTS

This presentation includes “forward-looking statements” within the meaning of U.S. federal securities laws, and we intend that such forward-looking statements be subject to the safe harbor created hereby. We make forward-looking statements in this presentation and may make such statements in future filings with the SEC. We may also make forward-looking statements in our press releases or other public or stockholder communications. The forward-looking statements are based on management’s beliefs and assumptions and on information currently available to us. When used in this presentation, the words “anticipate,” “believe,” “continue,” “could,” “seek,” “might,” “estimate,” “expect,” “intend,” “may,” “plan,” “potential,” “predict,” “approximately,” “project,” “should,” “will,” “would” or the negative or plural of these words or similar expressions, as they relate to our company, business and management, are intended to identify forward-looking statements. In light of these risks and uncertainties, the future events and circumstances discussed in this presentation may not occur, and actual results could differ materially from those anticipated or implied in the forward-looking statements. All forward-looking statements involve known and unknown risks, uncertainties and other factors that may cause our actual results, performance or achievements to be materially different from any future results, performance or achievements expressed or implied by the forward-looking statements. We discuss these risks in greater detail in our Annual Report on Form 10-K in the “Risk Factors” section and elsewhere. We derive many of our forward-looking statements from our operating budgets and forecasts, which we base on many assumptions. While we believe that our assumptions are reasonable, we caution that it is difficult to predict the impact of known factors, and it is impossible for us to anticipate all factors that could affect our actual results. Given these uncertainties, you should not place undue reliance on these forward-looking statements.

These statements relate to future events or to our future financial performance and involve known and unknown risks, uncertainties, and other factors that may cause our or our industry’s actual results, levels of activity, performance or achievements to be materially different from any future results, levels of activity, performance or achievements expressed or implied by these forward-looking statements. Forward-looking statements include, but are not limited to: cyclicalities of the automotive industry affecting automotive sales and production effecting the viability of our customers and financial condition of our customers; cyclicalities of the appliance industry affecting sales and production effecting the viability of our customers and financial condition of our customers; global economic uncertainty; loss of large customers or significant platforms; our ability to generate sufficient cash to service our indebtedness, and obtain future financing; operating and financial restrictions imposed on us by our credit agreements; supply shortages; escalating pricing pressures and decline of volume requirements from our customers; our ability to meet significant increases in demand; availability and increasing volatility in cost of raw materials; our ability to continue to compete successfully in the highly competitive automotive parts industry; risks associated with our non-U.S. operations; foreign currency exchange rate fluctuations; product liability claims that may be brought against us; work stoppages or other labor conditions; natural disasters; our ability to meet our customers’ needs for new and improved products in a timely manner or cost-effective basis; the possibility that our acquisition strategy may not be successful; our legal rights to our intellectual property portfolio; environmental and other regulations; the possible volatility of our annual effective tax rate; the possibility of future impairment charges to our goodwill and long-lived assets; and the interests of our major stockholders may conflict with our interests; and other factors, including those discussed in “Risk Factors” in our Annual Report on Form 10-K.

Forward-looking statements speak only as of the date hereof. We caution you that the foregoing list of important factors may not contain all of the material factors that are important to you. Except as required by law, we assume no obligation to publicly update or revise any forward-looking statement to reflect actual results, changes in assumptions based on new information, future events or otherwise. If we update one or more forward-looking statements, no inference should be drawn that we will make additional updates with respect to those or other forward-looking statements.

Leading Component Supplier

End Markets:	<ul style="list-style-type: none"> Automotive: 77.8% of 2015 net sales Industrial (Appliance/Water Heater/HVAC): 16.0% of 2015 net sales Other: 6.2% of 2015 net sales
Manufacturing Processes:	<ul style="list-style-type: none"> Die cutting, thermoforming, compression molding, fusion molding and molded polyurethane
Materials:	<ul style="list-style-type: none"> Multi-material foam, rubber and plastic
Uses:	<ul style="list-style-type: none"> Reduction of noise, vibration and harshness (“NVH”) Acoustical management, water and air sealing, decorative and other functional applications
Volume:	<ul style="list-style-type: none"> 3+ million parts a day 800+ million parts annually
Customers:	<ul style="list-style-type: none"> Automotive, appliance, water heater and HVAC (“OEMs”): 26.5% of 2014 net sales Tier 1 Suppliers to OEMs: 73.5% of 2014 net sales
Locations:	<ul style="list-style-type: none"> Auburn Hills, MI (headquarters) Fort Smith, AR Monterrey, Mexico Bryan, OH LaFayette, GA Concord, MI Evansville, IN Louisville, KY Querétaro, Mexico Port Huron, MI London, Ontario

Investment Highlights

Unique Fabricating is a leading supplier of components positioned for profitable growth in the automotive and industrial appliance market

- ✓ 25.3% five-year revenue CAGR¹
- ✓ Strong free cash flow and an annual dividend yield of ~4.9%²
- ✓ Blue chip customer base of top-tier manufacturers and OEM's
- ✓ Consistent track record of profitability
- ✓ Significant barriers to entry in most product lines
- ✓ Favorable industry tail winds
- ✓ Seasoned management team
- ✓ Proven ability to identify, acquire and integrate businesses

¹ Includes organic growth and growth from acquisitions from 2011-2015.

² Assumes payment of cash dividend of \$0.15 per share / per quarter based on closing price on 4/25/16 of \$12.20

Company History

1975

Founded as Unique Fabricating NA, an automotive die-cut fabricator of non-metallic materials supporting General Motors, Ford and Chrysler



September 2008

Majority interest acquired by American Capital



December 2013

Acquired Prescotech Industries (PTI)



April 2016

Acquired Intasco Corporation and Intasco USA, Inc. (together Intasco)

1975

1998

2008

2013

2014

2015

2016

October 1998

Acquired by Westfield Capital Corporation



Westfield Capital Corporation

February 2014

Acquired Chardan



March 2013

Acquisition sponsored by Taglich Private Equity

TAGLICH PRIVATE EQUITY LLC

August 2015

Acquired Great Lakes Foam Technologies, a molded polyurethane business



Recent Developments

Expanding Product Portfolio

- ✓ Closed Acquisition of Intasco (April 2016)
 - Accretive acquisition of precision die cutting manufacturer and leading adhesive solutions provider enhances production capabilities and expands product portfolio for automotive and industrial markets
- ✓ Awarded program order for new TwinShape Foam Duct (October 2015)
 - Delivers on growth initiative to increase content per vehicle with existing customers
 - Potential for additional new program wins - 5 additional customers evaluating prototypes
- ✓ Closed Acquisition of Great Lakes Foam Technologies (August 2015)
 - Accretive and highly synergistic acquisition accelerates efforts to increase sales and content per vehicle

Optimizing Production and Leveraging Cost Structure

- ✓ Closed Murfreesboro, TN manufacturing facility to enhance operational efficiency (October 2015)




Intasco Acquisition



• Unique Fabricating has acquired the business and substantially all of the assets of Intasco Corporation a Canadian provider of precision die cut solutions & acquired 100% of the outstanding stock of Intasco USA, Inc (together Intasco)

• Overview

- **Accretive Acquisition** of Precision Die Cutting Manufacturer and Leading Adhesive Solutions Provider
 - **TTM Revenues of \$17.8M / \$2.6 Net Income / \$3.6 EBITDA ¹**
- **NAFTA leader** in converting adhesive tapes
- **Higher margin specialized rotary die cutting** capabilities
- **Highly specialized, customized rotary equipment**
- **Interior and exterior components...** PVC foam, double-coated transfer tapes, headliner transfer tapes and acrylic foam permanent adhesive tape



¹ Unaudited financial results for the 12 month period ending January 31, 2016

Intasco Acquisition



Unique Fabricating has agreed to purchase Intasco for total consideration of ~\$21.8M ¹


•Terms

- **Total purchase price of ~\$21.8M ¹**
 - Approximately \$21M in cash at closing (\$26.5M CAD)
 - ~70,900 shares of UFAB stock valued at a 10% discount to market
- Represents TTM **Adjusted EBITDA multiple of 6X**
- **To be financed with bank debt**
 - Refinance of existing debt, including \$30M revolving line of credit and new term loans in the aggregate of \$32M

•Value Proposition

- **Increases production capabilities** in Canada and U.S.
- **Expands market opportunities** in a space with relatively few suppliers
- **Broadens customer base and product offering** increasing opportunities for cross-selling & expansion

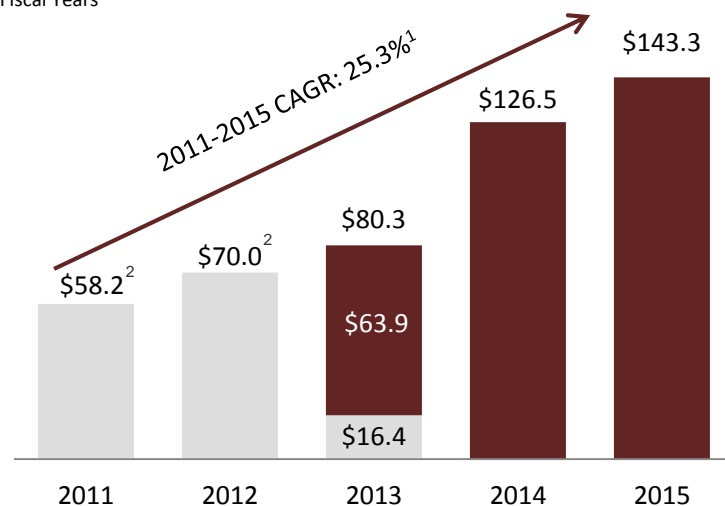
¹ Unique created a newly formed subsidiary, Unique-Intasco Canada, Inc and paid approximately \$26.5 million CAD (\$21.0 million USD) in cash at closing for the purchase of Intasco Corporation. In addition, Unique Fabricating NA, Inc., an existing subsidiary of the Company, purchased 100% of the outstanding capital stock of Intasco USA, Inc., for approximately \$1 million CAD (approximately \$790,000 USD) paid by the issuance of 70,797 shares of the Company's common stock, par value \$0.001 per share. The purchase price of the total Acquisition is subject to adjustment based upon Intasco's working capital at closing.



Attractive Growth Profile

Revenue

(\$ in millions)
Fiscal Years



Gross Margin:

■ Predecessor ■ Successor

23.0% 23.9% 23.1% 24.9% 23.6%

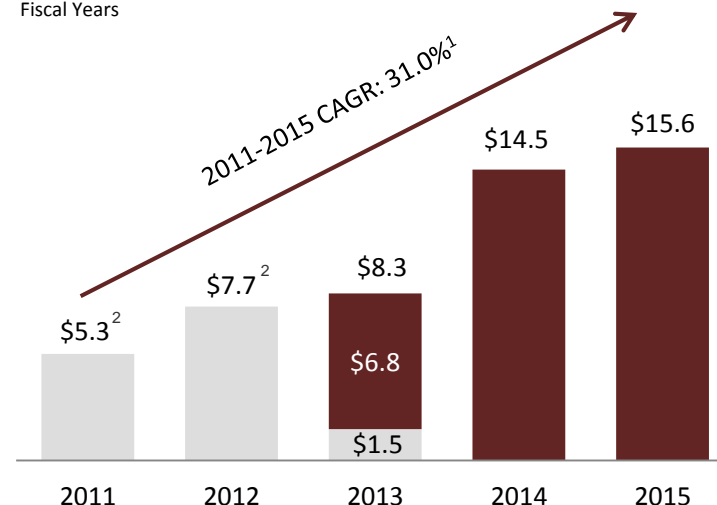
- ✓ 2011 – 2015 sales CAGR of 25.3%¹
- ✓ Consistently growing in excess of automotive market growth
- ✓ Industrial market represents significant incremental revenue opportunity

¹ Includes organic growth and growth from acquisitions.

² Based on audited predecessor company financials.

Adjusted EBITDA

(\$ in millions)
Fiscal Years



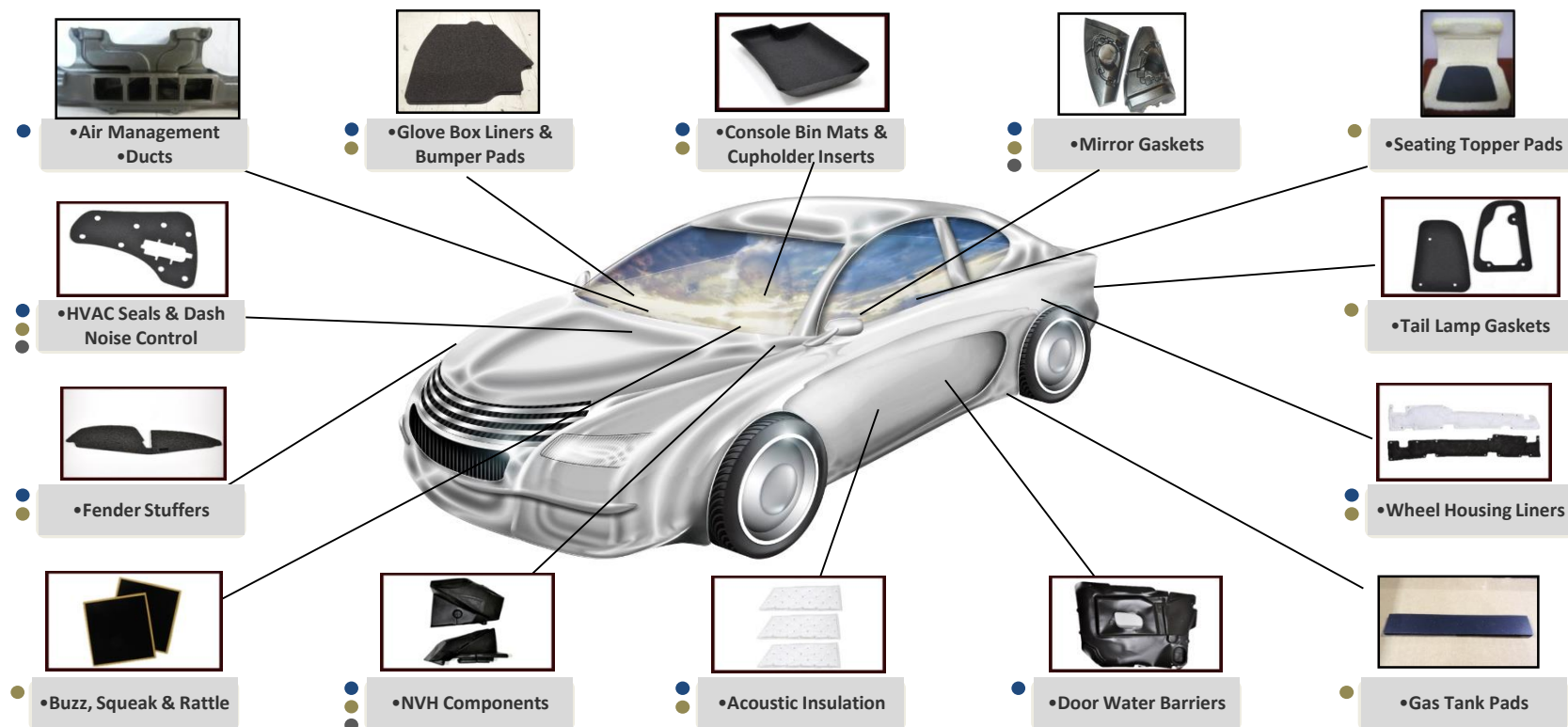
Adj. EBITDA Margin:

■ Predecessor ■ Successor

9.1% 10.9% 10.4% 11.5% 10.9%

- ✓ 2011-2015 Adjusted EBITDA CAGR of 31.0%¹
- ✓ Significant fixed cost leverage
- ✓ 20-25% of incremental sales growth in 2017 and beyond is expected to drop to EBITDA line

Products: Automotive Components

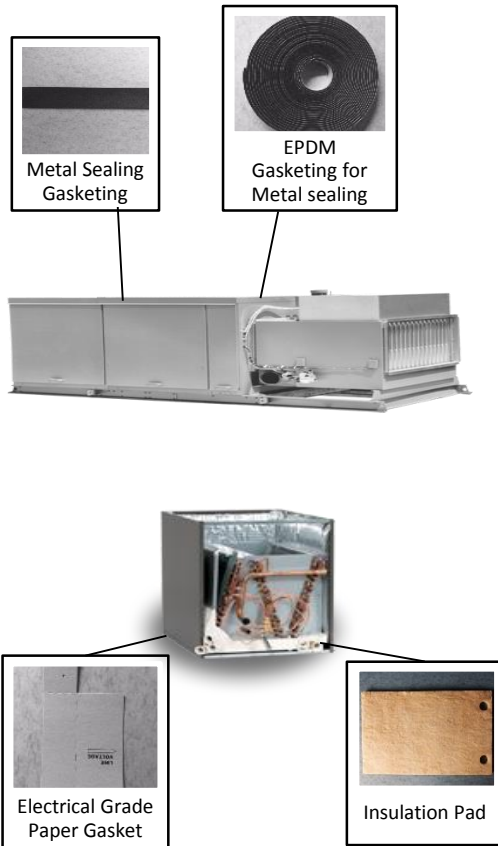


Production Processes: ● Thermoformed/Compression Products ● Die Cut Products ● Fusion Molded Products

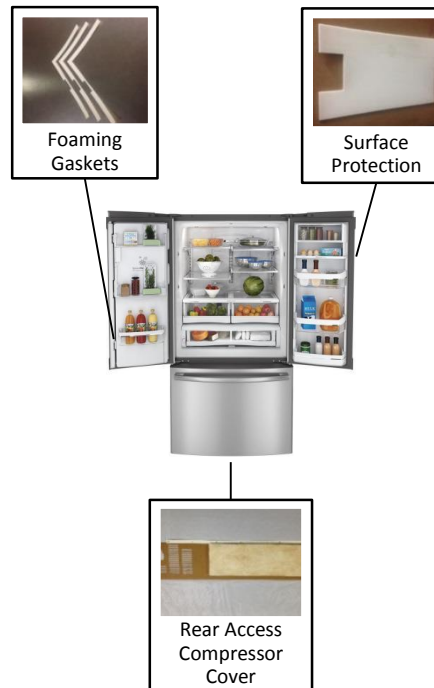
Products: HVAC, Appliance & Water Heater Components

Unique is a supplier of components utilized in NVH, thermal and acoustical management as well as water and air sealing and other functional applications

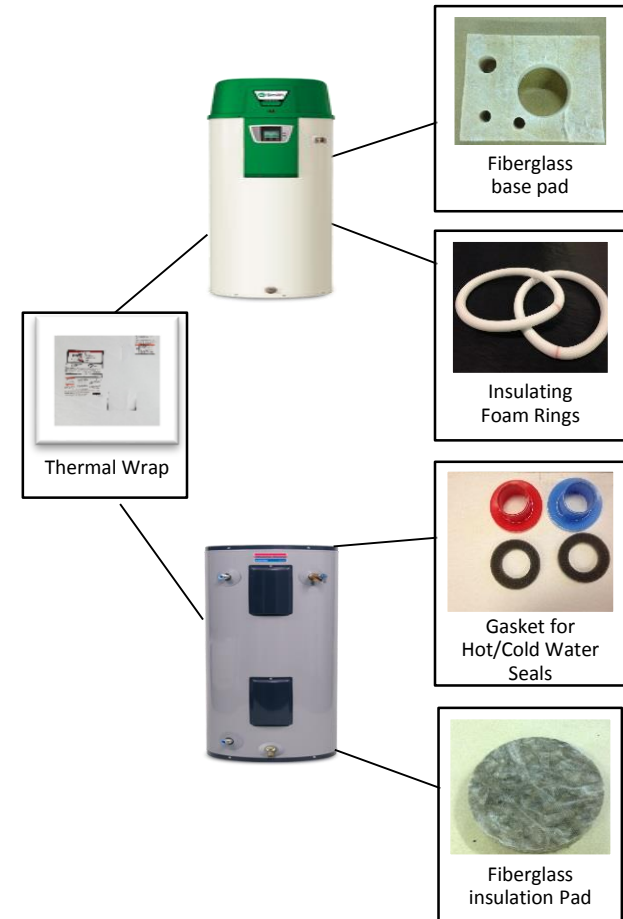
HVAC



Appliance



Water Heater



Unique's Core Competencies



Suppliers

2 Key relationships with suppliers

- Long relationships with over 150 raw material and adhesive suppliers
- Track new developments in materials, and pursue exclusive relationships
- Access to new materials for a period of time prior to their introduction to the general market



1 Strong technical expertise

- Engineering talent, test facilities and rapid prototyping capabilities enable Unique to rapidly innovate and develop products
- Ability to resolve customer's problems, often within 24 to 48 hours

3 Operational excellence

- Manage over 3,000 active part numbers
- Stellar track record of only 6 rejected parts per million and 99% on-time delivery
- TS 16949 / ISO 14001 certification

5 Proximity to key customers

- Manufacturing facilities are located within ~500 miles of over 80% of North American vehicle production, and even closer to major appliance manufacturing locations



Customers

4 Depth of customer relationships

- Reputation with key customers as a supplier of choice
- Sales engineers involved early in the design/development stage of new vehicles or appliances, leading to opportunities to introduce new products

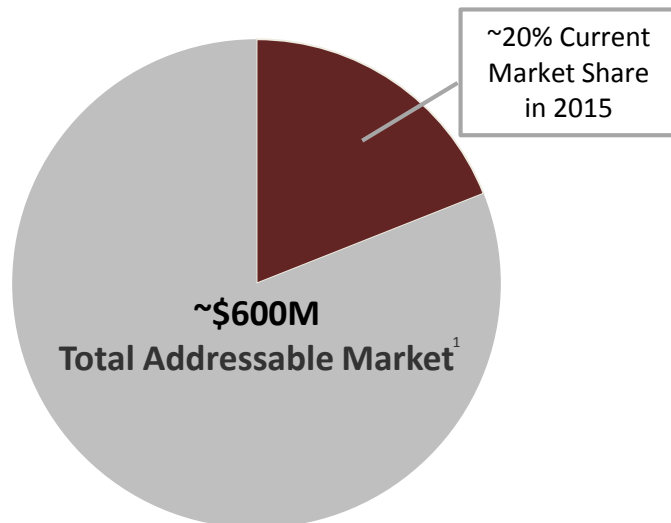
Blue Chip Customer Base

No customer represents more than 10% of total sales in 2015

Automotive		Industrials
OEMs	Tier 1	Appliance/HVAC/Hot Water Tank
BMW	Air International	AO Smith
Chrysler	Calsonic Kansei	Carrier
Ford	Faurecia	General Electric
General Motors	International Automotive Components	Rheem
Mercedes-Benz	Inteva Products	Trane
Navistar	Johnson Controls	Whirlpool
Nissan	Magna	
Tesla	Mahle	
	Valeo	

Market Opportunity

Automotive

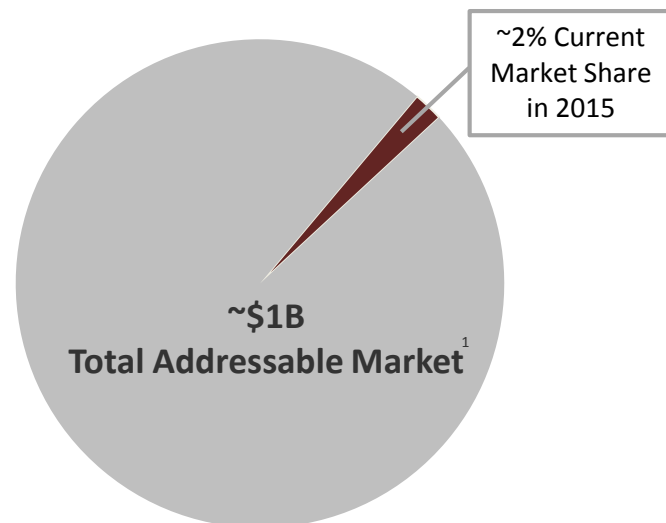


Vehicle production expected to increase by 4.0% in 2016
(Source: IHS Automotive)

Market Characteristics:

- UFAB is believed to be the largest supplier
- No dominant supplier
- Significant barriers to entry

Industrial (Appliance/Water Heater/HVAC)



Sales of appliances, water heaters & HVAC equipment expected to increase 4.1% in 2015 (Source: Appliance Magazine)

Market Characteristics:

- No dominant supplier
- Significant barriers to entry

¹ Source: IHS Automotive, Appliance Magazine and management estimates. Includes North America market opportunity only.

Strategically Located Footprint

Unique's manufacturing facilities are within approximately 500 miles of over 80% of North American vehicle production, and even closer to major appliance manufacturing locations

London, ON
35,000 sq. ft.



Evansville, IN
66,500 sq. ft.

Auburn Hills, MI¹
150,000 sq. ft.

Port Huron, MI
18,000 sq. ft.

Concord, MI
72,000 sq. ft.

Bryan, OH
42,000 sq. ft.

Louisville, KY¹
73,000 sq. ft.

Monterrey, Mexico¹
91,000 sq. ft.



Querétaro, Mexico
32,000 sq. ft.

Fort Smith, AR
70,000 sq. ft.

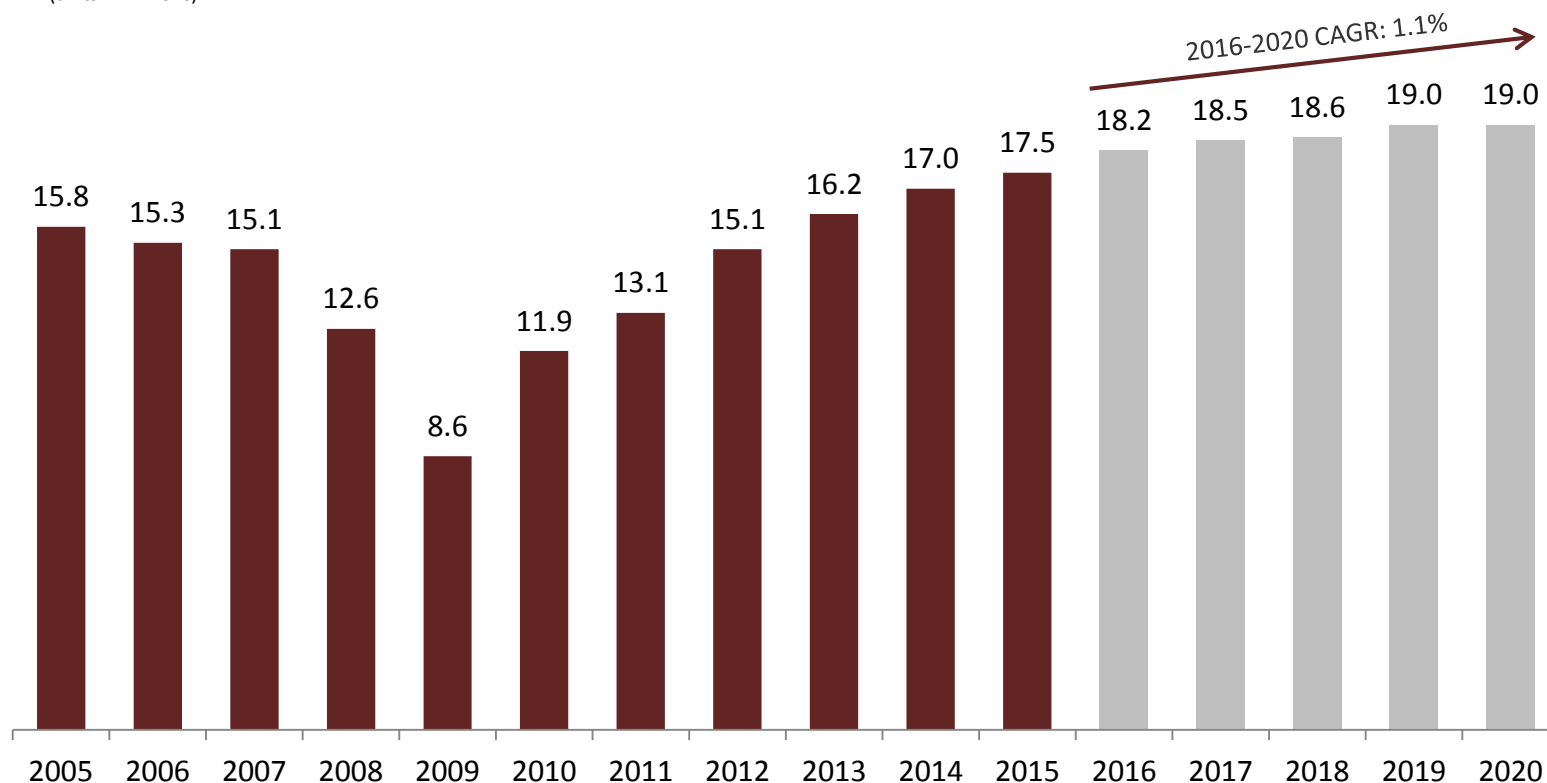
LaFayette, GA¹
147,000 sq. ft.

North American Vehicle Production

Vehicle production is forecasted for continued growth

Historical & Forecasted North American Vehicle Production Volume

(units in millions)



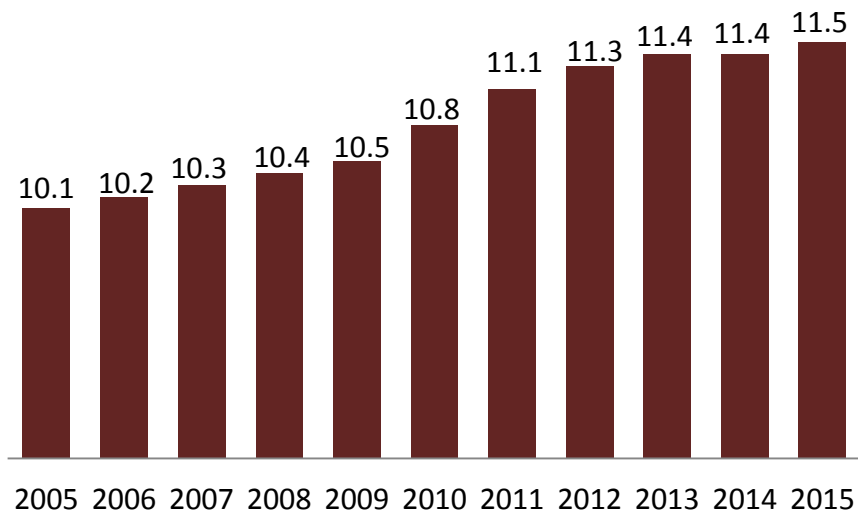
Source: IHS Automotive (December 2015)

North American New Vehicle Platform Launches

Positioned to capture growth driven by continued growth in the North American automotive industry; NVH market expected to grow at a CAGR of 6.7% from 2015 through 2019

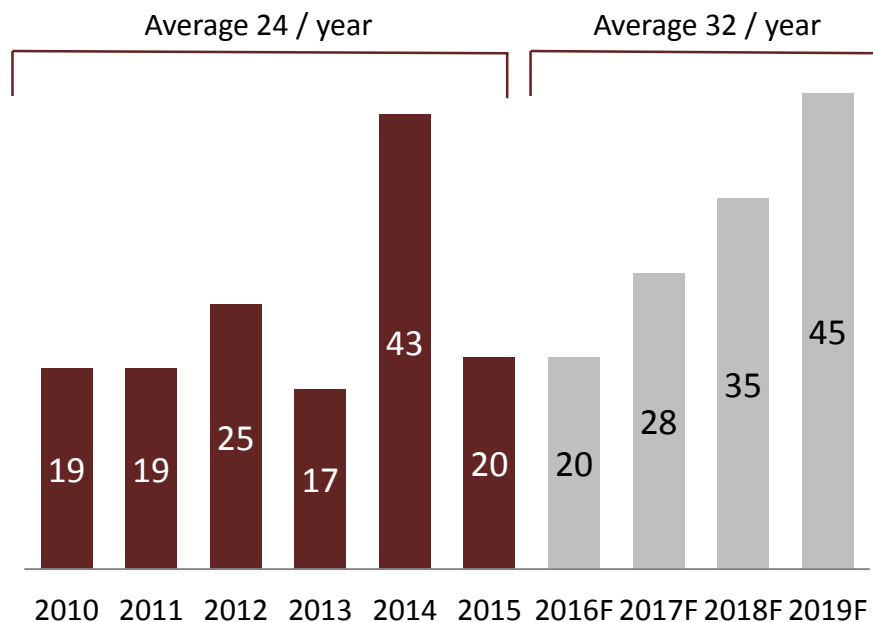
U.S. Aging Fleet has Reached Record High

(in years)



- Average age of vehicles in the U.S. reached 11.5 years in 2015, the highest rate ever recorded

North American New Vehicle Platform Launches



- New vehicle program launches are expected to accelerate over the coming years providing new growth opportunities for suppliers to automotive OEMs

Source: Bureau of Transportation Statistics, Global Automotive NVH Materials Market 2015-2019, IHS Automotive

Favorable Automotive Industry Trends

Automotive trends expected to drive Company growth above industry averages

Fuel efficiency and vehicle light-weighting



- Federal mandate of Corporate Average Fuel Economy “CAFE” – 55 MPG average by 2025
- Automotive industry focused on improving fuel economy and using lighter weight materials
- Use of lighter weight materials will increase use of plastics and foam materials per vehicle

Telematics and Infotainment



- Increasing use of telematics and infotainment requires quieter vehicles to recognize voice commands
- Legislation for hands-free phone use increases demand for quieter cabins
- Expected to increase use of acoustic insulation materials, more precise air seals and other noise, vibration and harshness products

Interior Comfort



- Interior comfort is an area of increased focus for OEM manufacturers
- Expected to continue to increase the use of foam in seats and acoustical insulation

Rapid pace of new vehicle launches



- Automotive market is expected to see a significant number of new program launches
- Expected to create new product opportunities as OEMs will need to quickly fix unplanned noise issues

Localization of production




- Unique can quickly offer product solutions as its production facilities are located close to North American vehicle assembly locations

Increasing NVH Content Per Vehicle

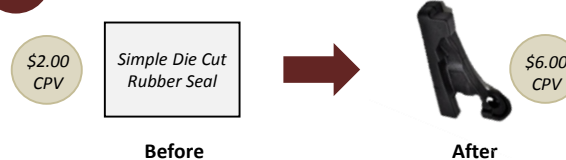
Unique's products address industry trends

1



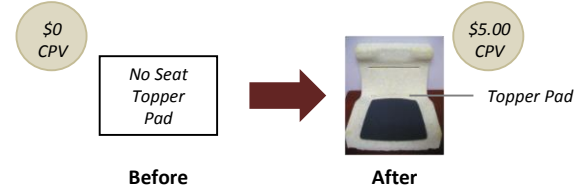
- **Design Change:** Consumer feedback influenced VM to design larger mirror on truck for towing purposes
- **Situation:** Larger mirrors created additional interior wind noise
- **Result:** VM required more complex NVH solution increasing Unique's CPV by 100%

2



- **Design Change:** N.A. consumers demand wind noise improvement
- **Situation:** Die cut gaskets used to block wind in forward car position are inadequate
- **Result:** VM chooses European molded foam technology (fusion molding) as solution to wind noise, increasing Unique's CPV by 200%

3



- **Design Change:** Consumers require additional comfort in B & C segment vehicles
- **Situation:** Molded seat cushions do not provide both structure and softness
- **Result:** VM requires die cut seat topper pad increasing Unique's CPV by \$5.00

2010 Compact Car



2013 Version of Same Car



- 2013 compact has an estimated 50% more NVH material and acoustic insulation content than 2010 model
- Added NVH content: door insulation, headliner insulation, A&B pillar stuffers and fender seals

Case Study: Brake Booster

Customer issue: Automotive brake booster warranty
UFAB Solution: Concept to prototype to production ready in six weeks

Brake Booster Solution



Brake Booster
Sleeve Installed

Overview

- ✓ Automotive customer experienced premature degradation of brake booster metal
- ✓ On-site and working along side this customer, Unique engineered a solution within 48 hours
- ✓ Warranty campaign issued for post-production vehicles
- ✓ Solution also integrated into production vehicles

Problem: Premature degradation of brake booster metal on high volume SUV

OEM LT durability testing confirmed positive results

+6 weeks
Production ready

+48 hours
Unique engineered a solution

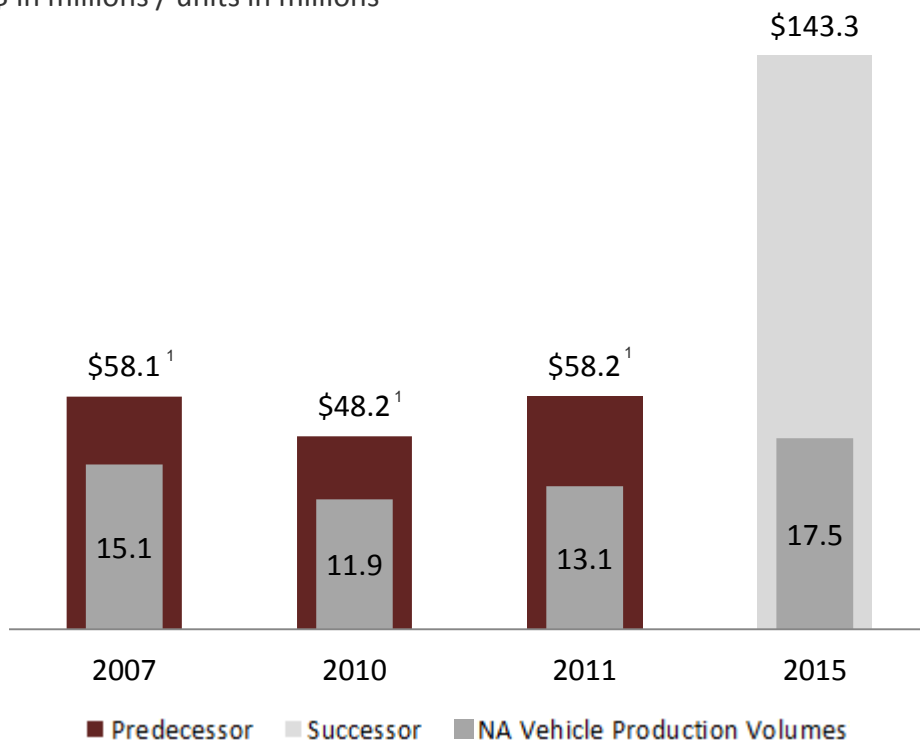
Warranty campaign issued for 841,000 vehicles

Exceeding Market Growth

Proven track record of generating growth in excess of the overall market

Historical Track Record of Above Market Growth

\$ in millions / units in millions



CAGR

2007-2010

2011-2015

UFAB Sales²

(6.0)%

25.3%

NA Vehicle
Production
Volumes

(7.6)%

7.5%

Source: IHS Automotive (December 2015)

¹ Based on audited predecessor company financials.

² Includes organic growth and growth from acquisitions.

Growth Opportunities

1**Growth from Existing Customers**

2**Growth from New Customers**

3**Growth from New Products**

4**Growth through Acquisitions & New Markets**

1 Growth from Existing Customers

Collaborative approach to customer management has resulted in deep relationships throughout a customer's organization

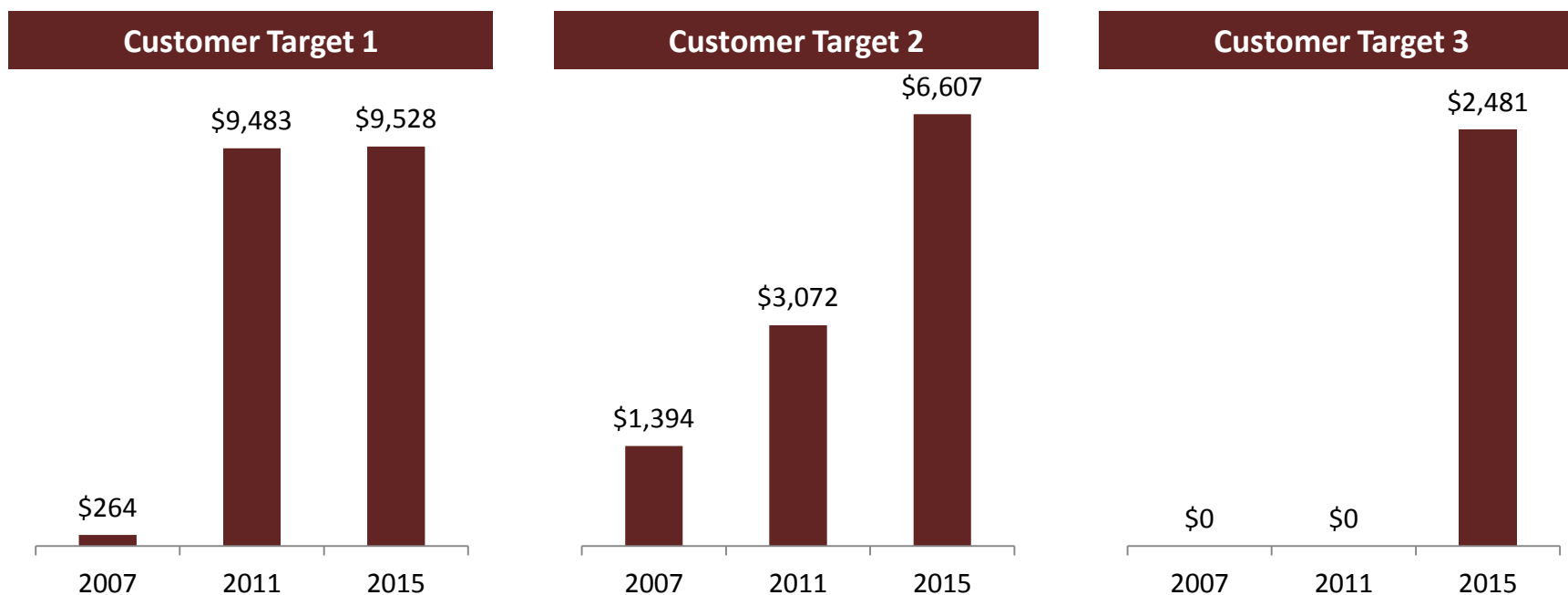
Representative Customers	Historical Sales Trends (2011-2015 CAGR)	Estimated Current Penetration ¹	Growth Expectations
Customer A	81.2%	~40%	Driven by... <ul style="list-style-type: none"> Increasing demand for NVH content Complementary products and processes Proprietary materials and products Innovative technical support
Customer B	29.2%	~30%	
Customer C	23.8%	~40%	
Customer D	21.1%	~40%	

¹ Based on management estimates.

2 Growth from New Customers

Successful track record of growing sales with new customers that have been proactively targeted in strategic planning process

(\$ in thousands)



3

Growth from New Products

Auto air ducts represent a new growth opportunity in an additional market

Patent Pending TwinShape™ Duct Technology



Proprietary Technology

- Leveraged material and process expertise to develop patent-pending technology
- Coordinate with VMs and Tier 1s to engineer components into vehicle early in design process



Commercial Acceptance

- First production award was received by high-performance electric vehicle manufacturer
- Opens the door to build relationships with new customers who were previously inaccessible

Customer Value Proposition*

Weight:

- ✓ 80% lighter weight

Cost:

- ✓ Lower tooling cost
- ✓ Lower total product cost

Performance:

- ✓ Eliminates condensation
- ✓ Increased NVH performance
- ✓ Eliminates BSRs
- ✓ Heats up and cools down faster

* Compared to blow molded PP and HDPE air ducts

Growth through Acquisitions & New Markets

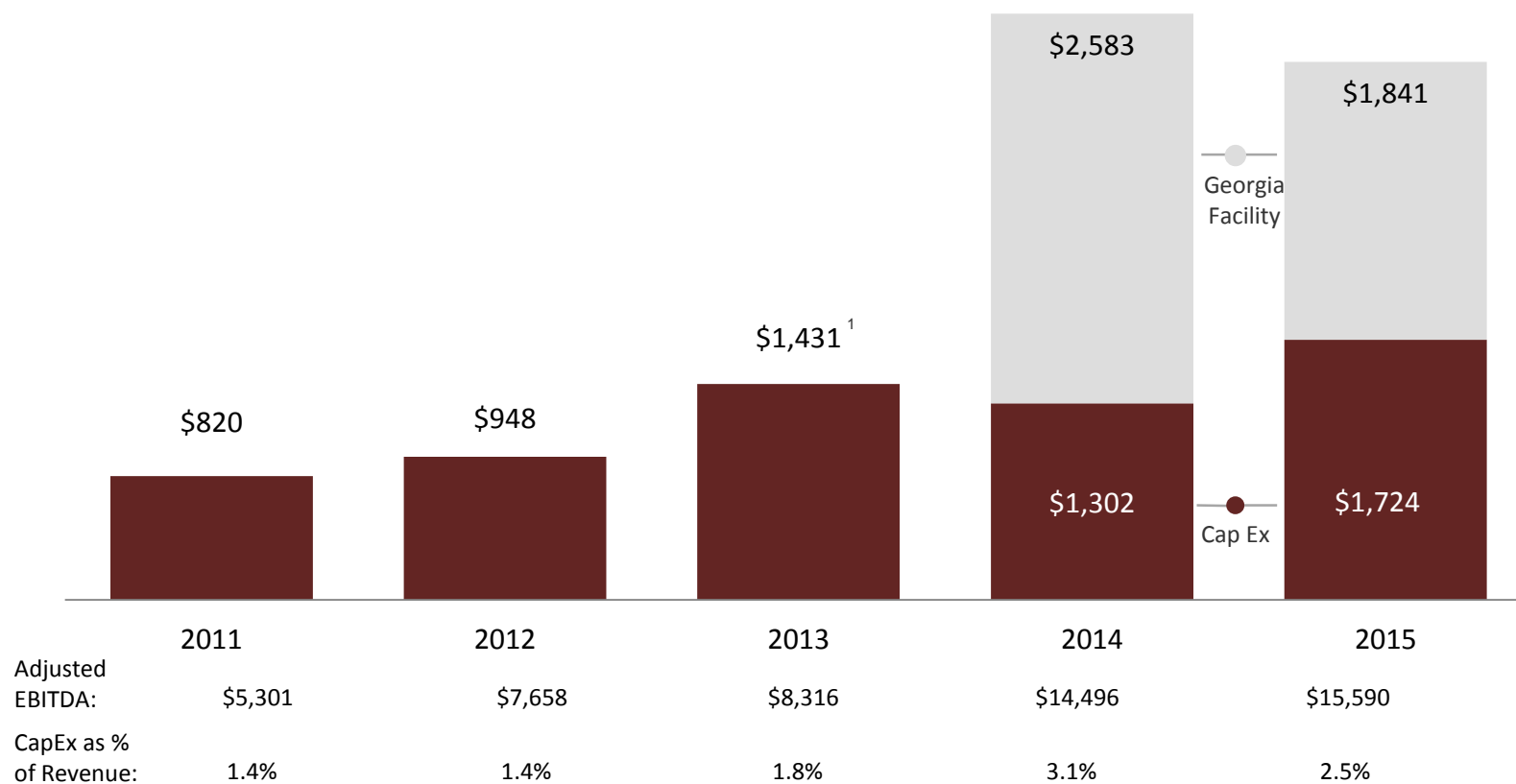
Unique has established an effective internal process for identifying, acquiring and integrating target companies within existing and new markets

- ✓ Selectively pursue acquisitions
 - Since 2013, Unique has completed four accretive add-on acquisitions
- ✓ Add new markets
 - Prescotech Industries – appliance, water heater and HVAC
- ✓ Add new products and processes
 - Chardan – fusion molding
 - Great Lakes Foam – molded polyurethane
 - Intasco -- precision rotary die cutting
- ✓ Further penetrate customers
 - Acquisitions have relationships with Unique's customers within their specific category

High Return on CapEx

Capital Expenditures

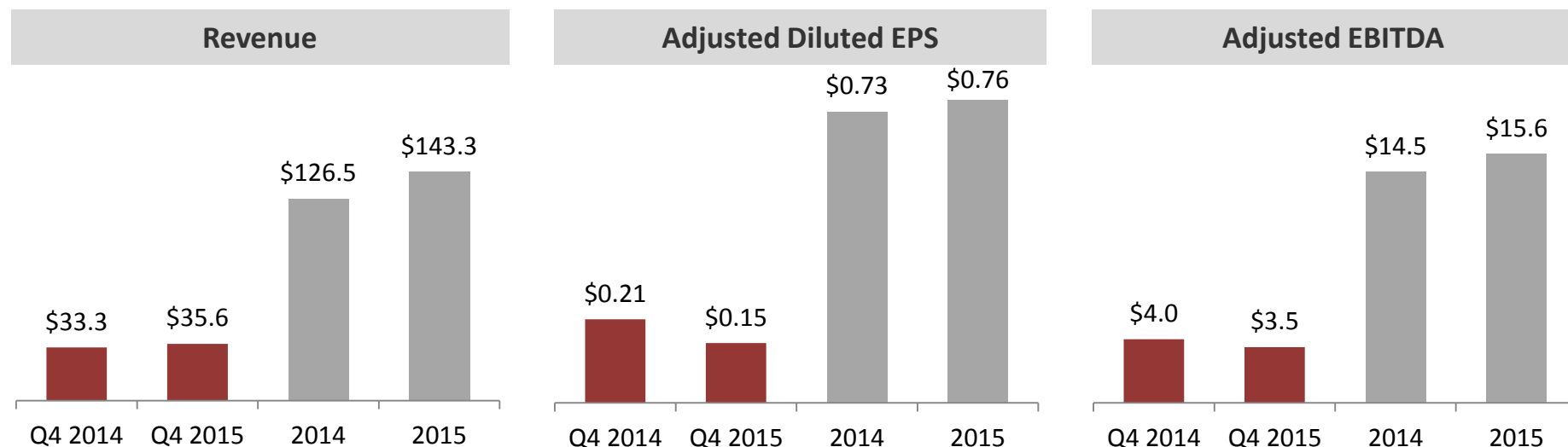
\$ in 000's / % of Sales



¹ Includes capital expenditures of \$551,499 from predecessor and \$879,652 from successor.

Q4 2015 Overview

(\$ in millions, except per share amounts)



- ✓ Q4 2015 revenue up 6.9%; Full-year 2015 revenue up 13.3%
- ✓ Revenue increases driven primarily by the introduction of new products, increased market penetration, and contributions from the acquisition of Great Lakes Foam Technologies
- ✓ Q4 2015 Adjusted Diluted EPS decrease is primarily due to an increase in shares outstanding as a result of the company's initial public offering. Diluted weighted average shares outstanding increased from ~6.9M in 4Q 2014 to ~9.8M million in Q4 2015.

2016 Outlook

- ✓ **Total Revenue in the range of \$160 to \$163 million¹**
 - Assumes industry analysts projection of North American light vehicle production of 18.2 million vehicles, up from 17.5 million produced in 2015
- ✓ **Adjusted Diluted Earnings Per Share of \$0.84 to \$0.87¹**
- ✓ **Adjusted EBITDA of \$18.0 to \$18.5 million¹**
- ✓ **Quarterly Cash Dividends**
 - Quarterly cash dividend of \$0.15 per share to be paid on March 7, 2016 to shareholders of record as of the close of business on February 29, 2016
 - Anticipate future quarterly dividends of at least \$0.15 per share per quarter

¹ Does not include impact of Intasco acquisition

Capital Structure

Capitalization

(\$ and shares in thousands)

	as of June 28, 2015			as of January 3, 2016
	Pre-IPO	Adjustments	Post-IPO	
Cash and cash equivalents	\$759	\$0	\$759	\$727
Total current assets	37,695	0	37,695	40,440
Property, plant and equipment, net	19,348	0	19,348	18,761
Goodwill and intangibles	30,828	0	30,828	39,353
Total long-term assets	51,562	0	51,562	59,481
Total assets	\$89,256	\$0	\$89,256	\$99,921
Current liabilities	\$18,293	\$0	\$18,293	\$17,393
Debt				
Senior secured credit facility	\$27,775	(\$10,432)	\$17,343	\$30,688
16% senior subordinated note	12,741	(12,741)	0	0
Other debt	534	0	534	525
Total debt	\$41,050	(\$23,173)	\$17,877	\$31,213
Total liabilities	\$63,321	(\$23,173)	\$40,148	\$51,908
Redeemable common stock	\$7,810	(\$7,810)	\$0	\$0
Stockholders' equity				
Common stock	\$4	\$11	\$15	\$10
Additional paid-in-capital	13,736	31,364	45,100	44,352
Retained earnings	4,385	(392)	3,993	3,651
Total stockholders' equity	\$18,125	\$30,983	\$49,108	\$48,013
Total liabilities and stockholders' equity	\$89,256	\$0	\$89,256	\$99,921
Shares Outstanding	6,740	2,703	9,443	9,592
Total capitalization	\$66,985		\$66,985	\$79,226
Debt / Total Capital	61.3%		26.7%	39.4%
Net Debt / LTM Adjusted EBITDA	2.7x		1.2x	2.0x
Working Capital	\$19,402		\$19,402	\$23,047
Current Ratio	2.1		2.1	2.3

Highlights

- ✓ Planned quarterly dividend
- ✓ Share count excludes:
 - 695,000 shares of common issuable upon the exercise of outstanding options at a weighted avg. exercise price of \$6.54 / share
 - 5,000 shares of common reserved for future grants or issuance under 2014 Omnibus Performance Award Plan
 - 24,504 shares of common reserved for issuance upon the exercise of outstanding warrants at a weighted avg. exercise price of \$3.33 / share
 - 141,000 shares of common reserved for issuance upon the exercise of outstanding warrants at a weighted avg. exercise price of \$11.88 / share
- ✓ LTM Adjusted EBITDA includes \$2.2M for Great Lakes Foam Technologies for 2015 period

Investment Highlights

Unique Fabricating is a leading supplier of components positioned for profitable growth in the automotive and industrial appliance market

- ✓ 25.3% five-year revenue CAGR¹
- ✓ Strong free cash flow and an annual dividend yield of ~5.4%²
- ✓ Blue chip customer base of top-tier manufacturers and OEM's
- ✓ Consistent track record of profitability
- ✓ Significant barriers to entry in most product lines
- ✓ Favorable industry tail winds
- ✓ Seasoned management team
- ✓ Proven ability to identify, acquire and integrate businesses

¹ Includes organic growth and growth from acquisitions from 2011-2015.

² Assumes payment of cash dividend of \$0.15 per share / per quarter based on closing price on 3/4/16 of \$11.03

Contacts

Company Contact

Unique Fabricating, Inc.

Tom Tekiele, CFO – ttekiele@uniquefab.com | (248) 853-2333

Investor Relations

Hayden IR

Brett Maas – brett@haydenir.com | (646) 536-7331

Rob Fink – rob@haydenir.com | (646) 415-8972



Appendix

Adjusted EBITDA Reconciliation

Non US GAAP Financial Metrics

(\$ in thousands)

	2010	2011	2012	2013	2014	2015	4Q14	4Q15
Net Income	\$1,416	\$1,643	\$3,157	(\$908)	\$4,465	\$5,029	\$1,457	\$1,005
Income tax expense (benefit)	585	1,465	1,699	(164)	2,074	2,755	905	318
Interest expense, net	1,570	1,427	1,177	2,555	3,667	2,314	650	373
Depreciation and amortization	420	426	501	2,195	3,525	3,903	924	1,141
Change in control payments	0	340	1,000	1,890	0	0	0	0
Non-cash stock awards	0	0	0	65	34	206	7	45
Non-recurring integration expenses	0	0	0	135	110	87	19	54
Non-recurring step-up of inventory basis to fair market value	0	0	0	748	384	146	0	56
Non-recurring IPO costs	0	0	0	0	0	230	0	0
Transaction fees	0	0	93	1,800	237	546	0	130
Other/Restructuring Expenses	10	0	31	0	0	374	0	374
Adjusted EBITDA	\$4,001	\$5,301	\$7,658	\$8,316	\$14,496	\$15,590	\$3,962	\$3,496

Adjusted Diluted EPS Reconciliation

Non US GAAP Financial Metrics

(\$ in thousands)

	2014	2015	4Q14	4Q15
Net Income	\$4,465	\$5,029	\$1,457	\$1,005
Non-cash stock awards	34	206	7	45
Non-recurring integration expenses	110	87	19	54
Non-recurring step-up of inventory basis to fair market value	384	146	0	56
Non-recurring IPO costs	0	230	0	0
Transaction fees	237	546	0	130
Debt extinguishment costs	0	387	0	0
Restructuring Expenses	0	374	0	374
Less: Tax Impact	(243)	(623)	(8)	(178)
Adjusted Net Income	\$4,987	\$6,382	\$1,475	\$1,486
Diluted Weighted Average Shares Outstanding	6,864	8,427	6,864	9,822
Diluted-GAAP EPS	\$0.65	\$0.60	\$0.21	\$0.10
Diluted-Adjusted EPS	\$0.73	\$0.76	\$0.21	\$0.15

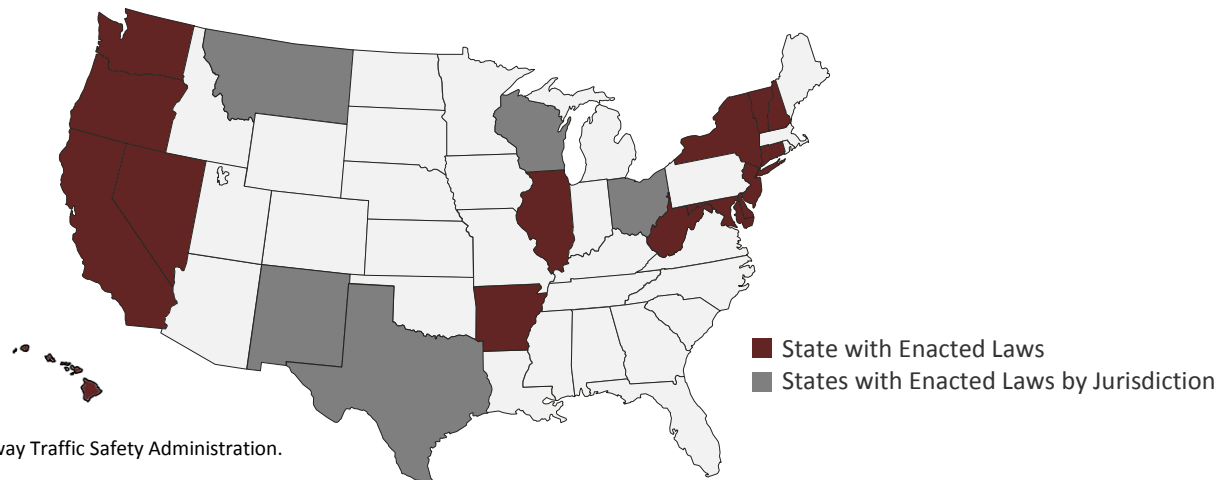
Lighter Vehicles & Noise Reduction Trends

CAFE 2025: 54.5 MPG by 2025¹

“Nearly all automakers have made some public statement regarding vehicle mass reduction being a core part of the overall technology strategy that they will utilize to achieve future fuel economy and carbon dioxide emission standards.”

Hands Free Legislation²

- Currently, 14 states, D.C., Puerto Rico, Guam and the US Virgin Islands prohibit hand-held cell phone use
- Five states have enacted hands free legislation by jurisdiction (no statewide law is in effect)³
- Hands-free legislation is expected to grow



¹ Final Regulatory Impact Analysis, National Highway Traffic Safety Administration.

² Governors Highway Safety Association.

³ Hands-Free Legislation, Plantronics.

Case Study: Fusion Molded Products

Well positioned to capitalize on growth of fusion molded products in the North American market due to customer relationships and limited competition

Fusion Molded Interior Mirror Seal

North American Market Growth

- Technology utilized in Europe for several years to provide superior interior NVH
- European vehicle manufacturers (“VMs”) are integrating into their NA produced platforms
- Gaining traction with domestic VMs as interior comfort becomes higher priority

Product Advantages

- Multi-material capabilities (foam molded over plastic, metal, other parts)
- Molding process allows for custom 3D shape that forms perfect seal

Proprietary Technology

- Limited number of North American Competitors
- Production capabilities in-house

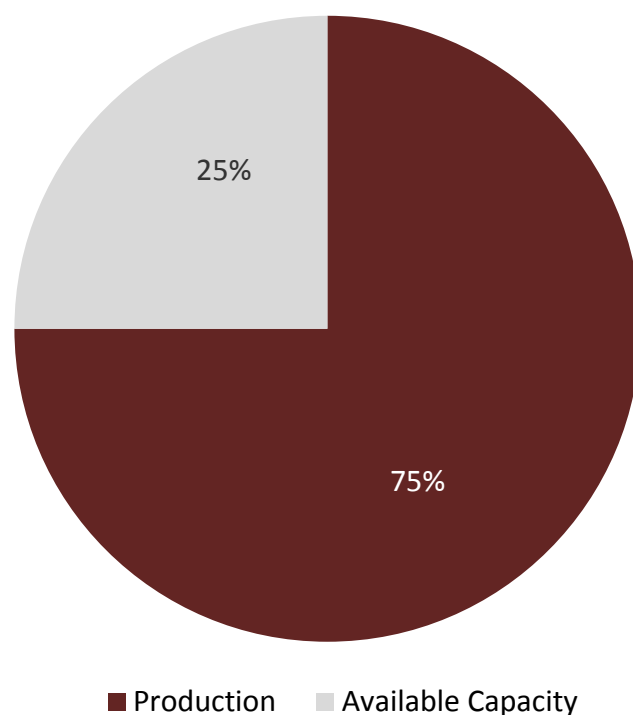


Customer Value Proposition

- ✓ Lightweight closed-cell molded foam exhibits strong NVH and thermal insulation performance
- ✓ Significantly reduces wind noise compared to alternative products (i.e. die-cut foam gasket seal)
- ✓ Significant performance improvements for small increase in price compared to die-cut gasket seal

Capacity Utilization – Room to Grow

Current Facilities Production¹



Highlights

- ✓ Facilities currently operating at 75% of total capacity
- ✓ Operating two shifts per day, five days per week
- ✓ Ability to scale and flex production capacity across facilities as needed

¹ Based on management estimates.

Seasoned Management Team



**John
Weinhardt**

Chief Executive
Officer

2007

40+

Prior Experience

- Principal, American Capital
- Head of Manufacturing Operations, Rain Bird
- President, COO and part owner of Digitron Packaging
- CEO of Prestolite Wire Corp., Fayette Tubular Products, Inc. and Newcor, Inc.
- Senior management positions at AlliedSignal and Danaher Corp.



**Thomas
Tekiele**

Chief Financial
Officer

2001

25+

- Corporate Controller, Cardell Corporation
- Audit Manager, Arthur Andersen




**Brad
Hazen**

VP of
Business Development

2008

24+

- Senior Sales Engineer, Creative Foam Corporation
- Senior Sales Engineer, Foamade Industries



**Murray
Vrooman**

VP of
Engineering

1992

30+

- VP of Engineering & Quality, Unique Fabricating, Inc.
- Engineering Manager, Unique Fabricating, Inc.
- Supervisor of Design and Materials Engineering, Farnum Sealing Systems



**Mike
Carson**

VP of
Commercial Development

2008

24+

- Senior Sales Engineer, Creative Foam Corporation
- Senior Account Manager, Creative Foam Corporation



**Rich
Burn**

VP of
Operations

2014

19+

- Director of Manufacturing, Rain Bird
- Director of Operations, Comair Rotron Inc.
- Senior management positions at AlliedSignal and Invensys