

MXZ-F

Multi-Split System

R32 Inverter Heat Pump

Mseries **Mr.Slim™**

The **MXZ-F Multi-Split outdoor unit range** gives our customers the ultimate in flexibility for their air conditioning projects.

Connectable to M Series and Mr Slim indoor units, the range boasts 8 models from 3.3kW (2 connection) to 12.2kW (6 connection). This multi-split capability covers a huge range of applications from a 2 bedroom loft conversion to a 6 room office space.

R32

Key Features & Benefits:

- Specific customer needs are met by allowing multiple indoor unit types and capacities to be mixed across individual rooms
- Inverter controlled outdoor units provide economic and efficient solutions for multi-room applications
- Stylish air conditioning for modern spaces through connection to our award winning M Series MSZ indoor units
- Helps our customers meet their corporate social responsibility targets by using lower GWP R32 refrigerant

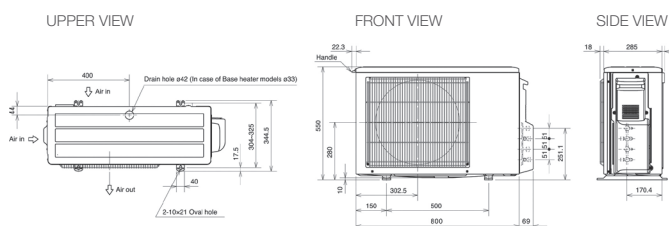




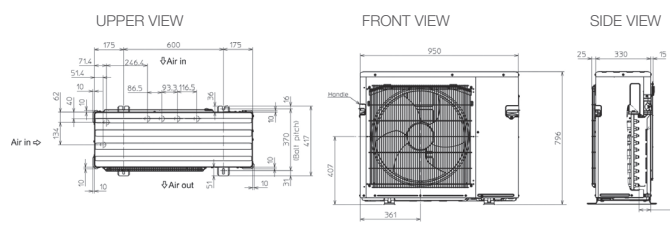
MXZ-F OUTDOOR UNITS		MXZ-2F33VF3	MXZ-2F42VF3	MXZ-2F53VF3	MXZ-3F54VF3	MXZ-3F68VF3	MXZ-4F72VF3	MXZ-4F83VF	MXZ-5F102VF	MXZ-6F122VF
NUMBER OF CONNECTABLE INDOOR UNITS		2	2	2	2-3	2-3	2-4	2-4	2-5	2-6
CAPACITY (kW)	Heating (nominal)	4.0 (1.0-4.1)	4.5 (1.0-4.8)	6.4 (1.1-7.0)	7.0 (2.6-9.0)	8.6 (2.6-10.6)	8.6 (3.4-10.7)	9.3 (3.4-11.6)	10.5 (4.1-14.0)	14.0 (3.5-16.5)
	Cooling (nominal)	3.3 (1.3-3.8)	4.2 (1.1-4.4)	5.3 (1.1-5.6)	5.4 (2.9-6.8)	7.2 (3.7-8.8)	8.3 (3.7-8.8)	8.3 (3.7-9.2)	10.2 (3.9-11.0)	12.2 (3.5-13.5)
	Heating (UK)	3.32 (0.83-3.40)	3.74 (0.84-3.99)	5.38 (0.92 - 5.88)	5.81 (2.16-7.47)	7.14 (2.16-8.80)	7.14 (2.82-8.89)	7.8 (2.82-9.63)	8.7 (3.40-11.63)	11.6 (2.90-13.71)
	Cooling (UK)	3.23 (1.07-3.72)	4.12 (1.08-4.32)	5.30 (1.10-5.60)	5.3 (2.85-6.67)	6.66 (2.84-8.23)	7.0 (3.59-8.56)	8.2 (3.67-9.12)	10.1 (3.86-10.90)	12.1 (3.47-13.39)
COP / EER (nominal)*1		4.40 / 3.90	5.10 / 4.30	4.10 / 3.79	4.60 / 4.10	4.60 / 3.70	4.60 / 3.90	4.65 / 4.21	4.60 / 3.64	4.23 / 3.33
SCOP (nsc) / SEER (nsc) (BS EN14825)		4.16 / 6.13	4.60 / 8.69	4.6 / 8.6	4.61 / 8.52	4.12 / 7.96	4.07 / 8.13	4.72 (185.8%) / 8.51 (337.4%)	4.65 (183%) / 8.21 (325.4%)	4.65 (183.1%) / 7.65 (303%)
ErP ENERGY EFFICIENCY CLASS		Heating/Cooling A++ / A+++	A++ / A+++	A++ / A+++	A++ / A+++	A++ / A+++	A++ / A+++	A++ / A+++	A++ / A+++	A++ / A+++
MAX AIRFLOW (m³/min)		Heating/Cooling 33.7 / 32.9	33.3 / 27.7	34.7 / 32.7	43.0 / 42.1	43.0 / 42.1	43.0 / 42.1	71 / 55	74 / 62	77 / 63
SOUND PRESSURE LEVEL (dBA)		Heating/Cooling 50 / 49	50 / 44	51 / 46	50 / 46	53 / 48	54 / 48	51 / 49	56 / 52	57 / 55
SOUND POWER LEVEL (dBA)		Cooling 60	59	61	59	63	63	61	65	69
DIMENSIONS (mm)		Width x Depth x Height 800 x 285 x 550	800 x 285 x 550	800 x 285 x 550	840 x 330 x 710	840 x 330 x 710	840 x 330 x 710	950 x 330 x 796	950 x 330 x 796	950 x 330 x 1048
WEIGHT (kg)		33	37	37	58	58	59	62	62	87
ELECTRICAL SUPPLY		220-240V, 50Hz	220-240V, 50Hz	220-240V, 50Hz	220-240V, 50Hz	220-240V, 50Hz	220-240V, 50Hz	220-240V, 50Hz	220-240V, 50Hz	220-240V, 50Hz
PHASE		Single	Single	Single	Single	Single	Single	Single	Single	Single
POWER INPUT (kW)	Heating/Cooling (nominal)	0.909 / 0.846	0.88 / 0.98	1.56 / 1.40	1.52 / 1.32	1.91 / 1.84	1.87 / 1.85	2.00 / 1.97	2.28 / 2.80	3.31 / 3.66
	Heating/Cooling (UK)	0.82 / 0.68	0.90 / 0.78	1.40 / 1.20	1.38 / 1.06	1.73 / 1.47	1.69 / 1.48	1.80 / 1.57	2.09 / 2.66	3.04 / 3.44
STARTING CURRENT (A)		4.6	4.2	7.6	7.0	10.5	10.0	8.8	12.3	16.1
RUNNING CURRENT (A)		Heating/Cooling [MAX] 4.6 / 4.3 [10.0]	4.2 / 4.5 [12.2]	7.1 / 6.2 [10.2]	7.0 / 5.9 [18.0]	10.5 / 9.6 [18.0]	10.0 / 9.5 [18.0]	8.8 / 8.7 [21.4]	10.0 / 12.3 [21.4]	14.5 / 16.1 [29.8]
INTERCONNECTING CABLE No. CORES		4 Core	4 Core	4 Core	4 Core	4 Core	4 Core	4 Core	4 Core	4 Core
TOTAL PIPE LENGTH (m)		20	30	30	50	60	60	70	80	80
MAX PIPE LENGTH PER INDOOR UNIT (m)		15	20	20	25	25	25	25	25	25
MAX HEIGHT DIFFERENCE (m)		10	15 (10 if OU higher than IU)	15 (10 if OU higher than IU)	15 (10 if OU higher than IU)	15 (10 if OU higher than IU)	15 (10 if OU higher than IU)	15	15	15
CHARGE REFRIGERANT (kg) /CO ₂ EQUIVALENT (l) - R32 (GWP 675)		0.8 / 0.54 (20m)	1.0 / 0.68 (30m)	1.0 / 0.68 (30m)	2.4 / 1.62 (50m)	2.4 / 1.62 (60m)	2.4 / 1.62 (60m)	2.4 / 1.62 (70m)	2.4 / 1.62 (80m)	2.4 / 1.62 (80m)
FUSE RATING (BS88) – HRC (A)		16	16	16	25	25	25	25	25	32

Notes: *1 System COP / EER when connected to MSZ-LN / MSZ-AP x indoor unit connections. Combined max running current of all indoors on system must not exceed 3A. The SEZ-M25DA cannot be used when the total indoor capacity is equal to the outdoor capacity, i.e. when the capacity ratio is 1.

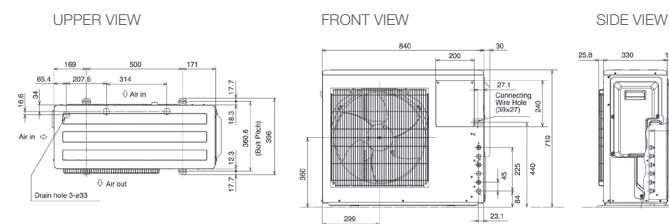
MXZ-2F33VF3, MXZ-2F42VF3, MXZ-2F53VF3 DIMENSIONS



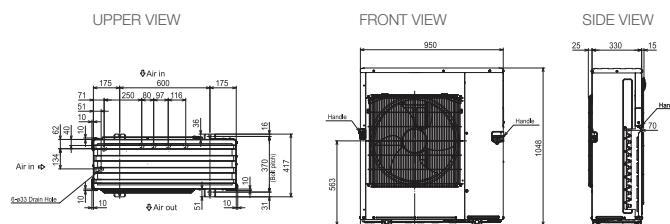
MXZ-4F83VF, MXZ-5F102VF DIMENSIONS



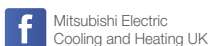
MXZ-3F54VF3, MXZ-3F68VF3, MXZ-4F72VF3 DIMENSIONS



MXZ-6F122VF DIMENSIONS



Telephone: 01707 282880
email: air.conditioning@meuk.mee.com
les.mitsubishielectric.co.uk



UNITED KINGDOM Mitsubishi Electric Europe Living Environment Systems Division, Travellers Lane, Hatfield, Hertfordshire, AL10 8XB, England. Telephone: 01707 282880 Fax: 01707 278881
IRELAND Mitsubishi Electric Europe, Westgate Business Park, Ballymount, Dublin 24, Ireland. Telephone: (01) 419 8800 Fax: (01) 419 8890 International code: (003531)

Country of origin: United Kingdom - Japan - Thailand - Malaysia. ©Mitsubishi Electric Europe 2022. Mitsubishi and Mitsubishi Electric are trademarks of Mitsubishi Electric Europe B.V. The company reserves the right to make any variation in the product specification to the equipment described in this publication without notification of public procurement. Mitsubishi Electric is constantly developing and improving its products. All descriptions, illustrations, drawings and specifications in this publication present only general particulars and shall not form part of any contract. All goods are supplied subject to the Company's General Conditions of Sale, a copy of which is available on request. Third-party product and brand names may be trademarks or registered trademarks of their respective owners.

Note: The fuse rating is for guidance only. Please refer to the relevant databook for detailed specification. It is the responsibility of a qualified electrician/electrical engineer to select the correct cable size and fuse rating based on current regulation and site specific conditions. Mitsubishi Electric's air conditioning equipment and heat pump systems contain a fluorinated greenhouse gas, R410A (GWP:2088), R32 (GWP:675), R407C (GWP:1774), R134a (GWP:1430), R513A (GWP:631), R454B (GWP:466), R1234ze (GWP-7) or R1234yf (GWP-4). *These GWP values are based on Regulation (EU) No 517/2014 from IPCC 4th edition. In case of Regulation (EU) No 626/2011 from IPCC 3rd edition, these are as follows. R410A (GWP:1975), R32 (GWP:550), R407C (GWP:1650) or R134a (GWP:1300).

Effective as of May 2022

