




ADVANTAGE
ONE
SOURCE

GenerationsTM

VINYL FENCING




SPS STEPHENS
PIPE & STEEL
SPSFENCE.COM




ANDREW WHITE/TAN

Heights	4, 5, 6 & 8 feet (Tan 6 ft Only)
Width	6 or 8 feet
Top Rail	1-1/2" x 5-1/2"
Bottom Rail	1-1/2" x 5-1/2" (Insert Included)
Pickets T&G	15 pieces of 7/8" x 6"
U Channel	2 pieces 7/8" x 1-3/8"
Post	5" x 5"




ANDREW - LATTICE

Heights	6 feet Only
Width	6 or 8 feet
Top Rail	2" x 3-1/2"
Mid Rail	1-1/2" x 5-1/2"
Bottom Rail	1-1/2" x 5-1/2" (Insert Included)
Pickets T&G	15 pieces of 7/8" x 6"
U Channel	2 pieces 7/8" x 1-3/8"
Post	5" x 5"




CHANDLER

Heights	3, 4 & 5 feet Straight/Scalloped/Arched
Width	8 feet Only
Top Rail	2" x 3-1/2"
Bottom Rail	2" x 3-1/2" (Insert Included)
Pickets	15 pieces of 7/8" x 3"
Picket Caps	15 pieces of 7/8" x 3" x 1" Dog Ear
Post	3 & 4 ft = 4" x 4" • 5 ft = 5" x 5"




CHRISTOPHER

Heights	3 & 4 ft (2 Rail) 5 & 6 ft (3 Rail)
Width	8 feet Only
Top Rail	2" x 3-1/2"
Mid Rail	2" x 3-1/2"
Bottom Rail	2" x 3-1/2" (Insert Included)
Pickets	15 pieces of 7/8" x 3"
Post	3 & 4 ft = 4" x 4" • 5 & 6 ft = 5" x 5"




CODY

Heights	3 & 4 ft (2 Rail) 5 & 6 ft (3 Rail)
Width	8 feet Only
Top Rail	2" x 3-1/2"
Mid Rail	2" x 3-1/2"
Bottom Rail	2" x 3-1/2" (Insert Included)
Pickets	28 pieces of 3/4" x 1-1/2"
Post	3 & 4 ft = 4" x 4" • 5 & 6 ft = 5" x 5"




JAMISON

Heights	3, 4 & 5 feet Straight/Scalloped/Arched
Width	8 feet Only
Top Rail	2" x 3-1/2"
Bottom Rail	2" x 3-1/2" (Insert Included)
Pickets	15 pieces of 7/8" x 3"
Picket Caps	15 pieces of 7/8" x 3" x 2" Pointed
Post	3 & 4 ft = 4" x 4" • 5 ft = 5" x 5"




MADELINE

Heights	3 & 4 ft (2 Rail) 5 & 6 ft (3 Rail)
Width	8 feet Only
Top Rail	2" x 3-1/2"
Mid Rail	2" x 3-1/2"
Bottom Rail	2" x 3-1/2" (Insert Included)
Pickets	14 pieces of 7/8" x 3" • 8 pieces of 3/4" x 1-1/2"
Post	3 & 4 ft = 4" x 4" • 5 & 6 ft = 5" x 5"




MAKENNA

Heights	3, 4 & 5 feet Straight/Scalloped/Arched
Width	8 feet Only
Top Rail	2" x 3-1/2"
Bottom Rail	2" x 3-1/2" (Insert Included)
Pickets	19 pieces of 7/8" x 3"
Picket Caps	19 pieces of 7/8" x 3" x 1" Dog Ear
Post	3 & 4 ft = 4" x 4" • 5 ft = 5" x 5"




NATHANIEL

Heights	3 & 4 ft (2 Rail) 5 & 6 ft (3 Rail)
Width	8 feet Only
Top Rail	2" x 3-1/2"
Mid Rail	2" x 3-1/2"
Bottom Rail	2" x 3-1/2" (Insert Included)
Pickets	17 pieces of 3/4" x 1-1/2"
Post	3 & 4 ft = 4" x 4" • 5 & 6 ft = 5" x 5"




RILEY

Heights	3 & 4 ft (2 Rail) 5 & 6 ft (3 Rail)
Width	8 feet Only
Top Rail	2" x 3-1/2"
Mid Rail	2" x 3-1/2"
Bottom Rail	2" x 3-1/2" (Insert Included)
Pickets	26 pieces of 7/8" x 3"
Post	3 & 4 ft = 4" x 4" • 5 & 6 ft = 5" x 5"



ZACHARY

Heights	3 & 4 ft (2 Rail) 5 & 6 ft (3 Rail)
Width	8 feet Only
Top Rail	2" x 3-1/2"
Mid Rail	2" x 3-1/2"
Bottom Rail	2" x 3-1/2" (Insert Included)
Pickets	9 pieces of 3/4" x 1-1/2" • 8 pieces of 7/8" x 3"
Post	3 & 4 ft = 4" x 4" • 5 & 6 ft = 5" x 5"



ZOIE

Heights	3, 4 & 5 feet Straight/Scalloped/Arched
Width	8 feet Only
Top Rail	2" x 3-1/2"
Bottom Rail	2" x 3-1/2" (Insert Included)
Pickets	19 pieces of 7/8" x 3"
Picket Caps	19 pieces of 7/8" x 3" x 2" Pointed
Post	3 & 4 ft 4" x 4" • 5 ft 5" x 5"

Generations Vinyl Fencing

Named for our grandchildren, Generations Vinyl Fencing continues to deliver a top quality product. Made from the very best materials, our easy to maintain, durable fencing comes in a variety of styles to suit your project and customize your outdoor living environment.



2 RAIL	
Heights	29-1/2"
Width	8 feet
Top Rail	1-1/2" x 5-1/2" X 16'
Bottom Rail	1-1/2" x 5-1/2" X 16'
Rail Spacing	10-1/2"
Post	5 X 5 X 60"



3 RAIL	
Heights	45-1/2"
Width	8 feet
Top Rail	1-1/2" x 5-1/2" X 16'
Mid Rail	1-1/2" x 5-1/2" X 16'
Bottom Rail	1-1/2" x 5-1/2" X 16'
Rail Spacing	10-1/2"
Post	5 X 5 X 78"



4 RAIL	
Heights	57"
Width	8 feet
Top Rail	1-1/2" x 5-1/2" X 16'
Mid Rail Top	1-1/2" x 5-1/2" X 16'
Mid Rail Bottom	1-1/2" x 5-1/2" X 16'
Bottom Rail	1-1/2" x 5-1/2" X 16'
Rail Spacing	9'
Post	5 X 5 X 96"



EXTERNAL



INTERNAL



NEW ENGLAND



GOTHIC



BALL

MATERIAL SPECS

Posts	.135" Wall
Rail	.075" Wall
Picket	.045" Wall
U-Channel	.060" Wall

ALABAMA 205-647-0111, **CONNECTICUT** 860-812-0265, **FLORIDA** 321-728-2932, **GEORGIA** 770-868-1800, **KENTUCKY** 270-866-3331, **LOUISIANA** 225-387-1838, **MARYLAND** 301-699-0400, **MICHIGAN** 616-248-3433, **MISSOURI** 816-359-3836, **NORTH CAROLINA** 336-375-3442, **OHIO** (Columbus) 614-285-3584 or (Mt. Sterling) 740-869-2257, **PENNSYLVANIA** 570-567-7538, **SOUTH CAROLINA** 803-849-1625, **TENNESSEE** 615-860-0001, **TEXAS** (Austin) 512-631-0070 • (Dallas) 214-348-2400 (Houston) 346-271-9017, **WEST VIRGINIA** 304-522-2210