



KING
WHEELS
kingwheels.com.au



VOL16

KING WHEELS

Established in 2004, King Wheels is an Australian owned and operated wholesale and distribution company - producing high quality alloy and steel wheels engineered and designed with superior strength and durability.


Many of our alloy wheels are manufactured with Rotary Flow Forging technology, a process which compresses the wheel's outer band to provide a stronger and lighter product. Look for the GVM + logo to view products tested at higher load ratings surpassing Australian and International standards for GVM upgraded vehicles.

With Australia's widest variety of powder coated steel wheel fitments and styles, King steel wheels are the number one choice for any serious off-roader. Covered by a Lifetime Structural Warranty and years of research and development in Australia's toughest conditions, you can rest assured when purchasing King Wheels you've made the right choice!

SNATCH

Machined · Bronze · Satin Black

 **GVM +** 1600KG



Sizes Available
17x9 · 18x9



SNATCH

Machined Gun Metal



GVM + 1600KGS

Sizes Available

17x9 • 18x9



 @MATTY_FLEXY

COMP-D

Satin Black · Zinc Bolts



GVM + 1659KG

Sizes Available
17x9

COMP-D

Machined Silver · Zinc Bolts



GVM + 1659KG

Sizes Available
17x9

STIGMA

Satin Black



GVM + 1500KG

Sizes Available
17x9 · 18x9

STIGMA

Machined Silver



GVM + 1500KG

Sizes Available
17x9 · 18x9

When you are touring Australia with a GVM+ upgraded vehicle,
you need a wheel that you can trust.

The Hurricane alloy wheel has been vigorously tested in Australia's toughest conditions by hundreds of happy King Wheels customers. Optional bolt kits are also now available and with a load rating of 1600KG per wheel + 3 color options the Hurricane is the perfect choice for your vehicle.


OUTERLINE GVM+



HURRICANE

Satin Black · Machined · Dark Satin Bronze

 **GVM +** 1600KG



Sizes Available

16x8 · 17x9 · 18x8 · 18x9



GRAPPLER

Satin Black



Sizes Available

16x7 · 17x7.5 · 17x9 · 18x9

GRAPPLER

Matte Gray



Sizes Available

16x7

GRAPPLER

Machined Silver



Sizes Available

17x9 · 18x9

TACTIC

Satin Black



Sizes Available

17x9 · 18x9 · 20x9

ARMOR

Satin Black



GVM + 1600KG

Sizes Available
18x9 · 20x9

ARMOR

Gloss Black · Black Tint



GVM + 1600KG

Sizes Available
20x9

STRYKER

Satin Black



Sizes Available
18x9





WARRIOR
Satin Black



Sizes Available
17x9 · 18x9 · 20x9



WARRIOR
Satin Bronze



Sizes Available
17x9 · 18x9 · 20x9



WARRIOR
Matte Titanium



Sizes Available
17x9 · 18x9 · 20x9





WARRIOR

Satin Black



Sizes Available
17x9 • 18x9 • 20x9



OFF-ROAD

@SAVAGETECHAUSTRALIA 



AMBUSH

Satin Black




Sizes Available
17x9 • 18x9

KONG

Satin Black



GVM + 1600KG




Sizes Available
17x9

KONG

Machined Gun Metal



GVM + 1600KG



Sizes Available
17x9

RAZOR

Machined Black



Sizes Available
15x7
Fits Suzuki Jimny.

RAZOR

Satin Black



Sizes Available
15x7
Fits Suzuki Jimny.

SUMMIT

Satin Black



Sizes Available
15x7
Fits Suzuki Jimny.





GROWLER

Satin Black



Sizes Available

17x9 · 18x9 · 20x9



kingwheels.com.au



12



@AUTOCRAZEAU



GROWLER
Satin Black



Sizes Available
17x9 · 18x9 · 20x9

GROWLER
Matte Titanium



Sizes Available
17x9 · 18x9 · 20x9

GROWLER
Satin Bronze



Sizes Available
17x9 · 18x9 · 20x9





DECEIT

Satin Black



Sizes Available
20x9

BARRETT

Satin Black



GVM + 1600KG

Sizes Available
17x9 · 18x9

TREKKA

Satin Black



GVM + 1500KG

Sizes Available
17x8

ROK

Satin Black · Milled



Sizes Available
16x7 · 17x7.5

RIVAL

Gloss Black · Black Tint



GVM + 1600KG
Sizes Available
16x8

GROWLER-8

Satin Black



GVM + 1636KG
Sizes Available
18x9



US truck fitments now available.



COMP-D

Machined Silver · Zinc Bolts



GVM + 1659KG

Sizes Available

17x9

COMP-D

Satin Black · Zinc Bolts



GVM + 1659KG

Sizes Available

17x9

STEEL BEADLOCK

Satin Black · Zinc Bolts



Sizes Available

16x8 · 17x8

FORGED BEADLOCK RINGS

Satin Black or Machined · Interchangeable



- **Dual-Purpose** - Can be fitted for on-road or off-road use.
- **Stainless Steel Thread Inserts** - Making installation hassle free.
- **Slotted Drain Holes** - Quick release of water and debris build up.
- **Forged Alloy Ring** - 6061-T6 aircraft grade with knurled surface.
- **Grade 8 Bolts** - 3/8 high tensile zinc bolts with washers.

Rings sold separately.

Wheels fitted as a competition beadlock are not street legal.

CIRCUIT

Satin Black · Blue Milled



Sizes Available
17x7

CIRCUIT

Satin Black · Red Milled



Sizes Available
17x7

THRUST

Satin Black



Sizes Available
18x8

THRUST

Gun Metal



Sizes Available
18x8



CIRCUIT

Satin Black



Sizes Available
14x6 · 15x6 · 16x7 · 17x7

CIRCUIT

Hyper Silver



Sizes Available
14x6 · 15x6 · 16x7 · 17x7

THRUST

Bronze



Sizes Available
18x8

THRUST

Gloss White



Sizes Available
18x8

VENOM

Gloss Black



Sizes Available

19x8 · 19x8.5 · 20x8.5 · 20x9 · 20x10



VENOM

Gun Metal
Brushed Face
Dark Tint



Sizes Available

19x8 · 19x8.5 · 20x8.5 · 20x10



VENOM

Silver
Brushed Face



Sizes Available

19x8 · 19x8.5 · 20x8.5





VENOM

Silver · Brushed Face



**BIG
BRAKE**

FLOW FORGED WHEELS



Sizes Available

19x8 · 19x8.5 · 20x8.5

KING
WHEELS

STREET



21

MONZA

Satin Black



Sizes Available

18x8 • 19x8 • 19x8.5
20x8.5 • 20x9

TURISMO

Satin Black



Sizes Available

18x8.5

ROCKET

Satin Black



Sizes Available

14x6 • 15x6.5 • 16x7 • 17x7

ROCKET

Machined Black



Sizes Available

14x6 • 15x6.5



TOXIN

Gloss Black



Sizes Available
18x8

CARBON

Gloss Black



Sizes Available
18x8 · 19x8

FLASH

Satin Black



Sizes Available
15x6.5 · 16x7 · 17x7.5 · 18x8

FLASH

Machined Silver



Sizes Available
15x6.5 · 16x7 · 17x7.5 · 18x8

FLOW FORGED WHEELS



The Rotary Flow Forged Technology compresses the density of the aluminum molecular structure which allows for a significant increase in the structural strength of the wheel and a decrease in the overall weight of the wheel.

The Flow Forging process results in a wheel that will provide a lower unsprung weight, improved performance and greater durability.



MILANO

Flat Bronze



Sizes Available
18x8 · 19x8

MILANO

Satin Black



Sizes Available
18x8 · 19x8 · 19x8.5
20x8.5 · 20x10



SHIFT

Satin Black

Sizes Available
17x7.5 · 18x8

SHIFT

Satin Bronze

Sizes Available
17x7.5 · 18x8

SHIFT


Gloss White

Sizes Available
17x7.5 · 18x8



TERRA

White · Red & Black Pinstripe



GVM +

Sizes Available

13x5.5 · 14x6 · 15x6 · 15x7
15x8 · 15x10 · 16x6 · 16x7
16x8 · 16x10 · 17x7 · 17x8

TERRA

Satin Black



GVM +

Sizes Available

14x6 · 15x6 · 15x7 · 15x8
15x10 · 16x6 · 16x7 · 16x8
16x10 · 17x7 · 17x8 · 17x9
17x10 · 18x8

TERRA

Galvanised



Sizes Available

13x4.5 · 14x5

D-HOLE

Satin Black



GVM +

Sizes Available

15x7 · 15x8 · 16x7
16x8 · 17x8



TERRA

Satin Black



Sizes Available

14x6 · 15x6 · 15x7 · 15x8 · 15x10
16x6 · 16x7 · 16x8 · 16x10 · 17x7
17x8 · 17x9 · 17x10 · 18x8



STEEL

@RONNY_DAHL



27

MODULAR
Satin Black



GVM +

Sizes Available

15x8 · 16x8 · 17x7.5 · 17x8

MODULAR
White · Red & Black Pinstripe



GVM +

Sizes Available

17x7.5



CBL Technology

King centre bore locating rings perfectly fit between the wheel and vehicles hub making it easier to properly install the wheel and tyre combination. When a wheel is mounted correctly it reduces vibration and helps prevent taper elongation.



* Nuts and caps are optional extras on all steel wheels.

D-LOCKER

Satin Black · Zinc Bolts



Sizes Available

15x7 · 15x8 · 15x10 · 16x8
16x10 · 17x8 · 17x10

* Bolt Kits are optional extras.

OE STEEL

Satin Black



Sizes Available

14x5.5 · 15x5.5 · 15x6
16x6.5 · 17x7 · 18x7.5

MINING

Satin Black



GVM + 1800KG

Sizes Available

16x7

MINING

White · Yellow Pinstripe



GVM + 1800KG/2100KG

Sizes Available

16x7 · 16x8

KT-5

Gloss Black · Machined



Sizes Available
13x5.5 · 14x5.5 · 15x6

KT-6

Gloss Black · Machined



Sizes Available
15x6

KT-8

Gloss Black · Machined



Sizes Available
16x6



CHASER-5

Gloss Black · Machined



Sizes Available
14x5

HYDRA-5

Gloss Black · Machined



Sizes Available
14x5

CHASER-6

Gloss Black · Machined



Sizes Available
15x6 · 16x6

HYDRA-6

Gloss Black · Machined



Sizes Available
15x6 · 16x6

NSW | ACT

TEL 02 9625 2288

VIC | TAS | SA

TEL 02 9625 2288

QLD | NT

TEL 07 3200 4888

WA

TEL 08 9470 9040

