

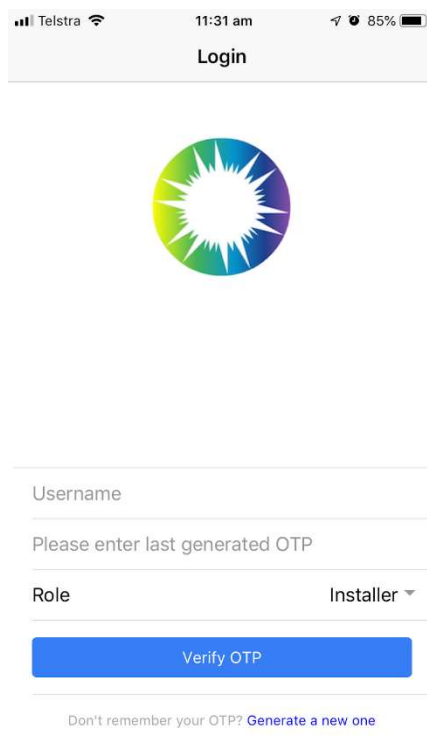
Bridge Select Mobile App Manual

Download the App on App Store for iOS and Play Store for Android

It should have this logo



Open the App and Enter Login Details




The image shows a mobile app login screen. At the top is a status bar with 'Telstra', signal strength, time '11:31 am', and battery '85%'. Below the status bar is a header with the word 'Login'. In the center is the Bridge Select logo. Below the logo are three input fields: 'Username', 'Please enter last generated OTP', and 'Role'. The 'Role' field has a dropdown menu currently showing 'Installer'. Below these fields is a blue button labeled 'Verify OTP'. At the bottom, there is a link that says 'Don't remember your OTP? [Generate a new one](#)'.

Profile

Telstra 11:35 am 85%

Profile

 Logout

First Name
Testing




Last Name
Installer

Email
Test@Test.com

Mobile (+61411XXXXXX)
+61411297857

Phone
0411297857

ABN
9422500374

 Current Jobs  Completed Jobs  Profile


Tap on “Current Jobs” to show the current jobs assigned


Tap on “Completed Jobs” to show the jobs which were completed


Jobs are listed on the interface. Tap the job to choose.

Telstra 11:32 am 85%

< Back Current Jobs




 Wang Ltd (5/2/2019)
Size: 0.55 kW
Mobile: +61411297857
Grand Arch Berwick, VIC - 3806


 Demo Govt body (23/5/2019)
Size: 0.55 kW
Mobile: +61411297857
2 Grand Arch WAYBerwick, VIC - 38...




 Nik Dawn (28/2/2019)
Size: 3.025 kW
Mobile: 0411297857
Grand Arch 2Berwick , VIC - 3806

2019)

1411297857
veMawson Lakes, SA - 5...

 Jake Jake (15/2/2019)
Size: 5.5 kW
Mobile: +61411297857
222 Australia Newtown, NSW - 2042

 Current Jobs  Completed Jobs  Profile

2:40 < Back Steelage Co.

For the job to be installed, please take requisite photos, confirm customer has signed and panels have verified by the retailer and duly scanned on site.

You are currently not close enough to the job site. This may impact your STC claims if you continue to complete the job.

Installation date is in the past. You should not install the job without rectifying this issue.

0.275 kW
+917696536315
444 Logan RD, Greenslopes 4120

+ ~1376 km | 2/4/2019

Pictures 8




Panels 1 / 1

Inverters 1

Customer Signature

Signatures

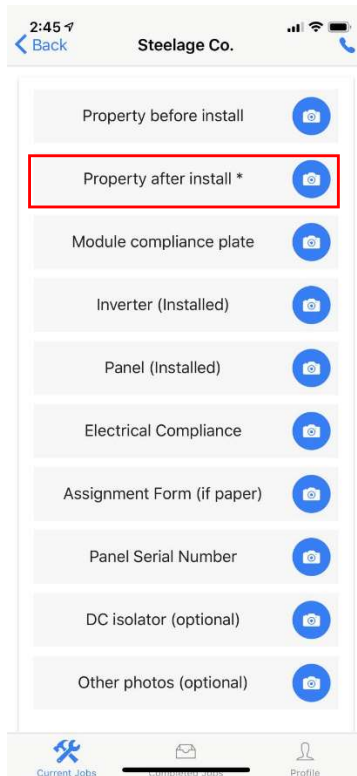
Finish job

 Current Jobs  Completed Jobs  Profile

The main screen has tick marks on it to indicate that the item is complete

[illegible]

Pictures



Take as many photos as you can.

- Property before Install
- Property After Install
- Inverters installed
- Panels Installed
- Solar Module compliance plate
- DC Isolator photo

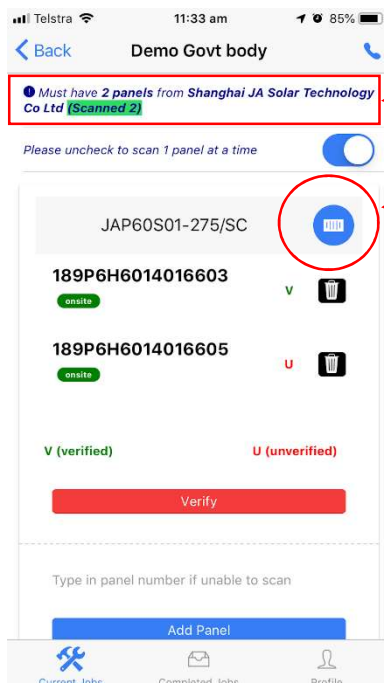
Other Photos

- Circuit Breaker
- Solar Protection Board

Notes:

- Property before and after is only 1 photo each
- additional property photos can be taken in the Other photos section
- *mandatory photo is the After Property photo with an asterisk(*)*

Panels



Details on the quantity of the panels to be scanned and already scanned

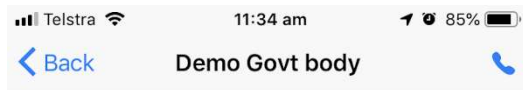
Tap to Scan

V – Verified Panels

U – Unverified Panels

The installer can attempt verification by clicking on the "Verify" button or leave the verification to the retailer (in office).

Inverters



▲ You are currently not close enough to the job site. This may impact your STC claims if you continue to complete the job.

Sungrow Power Supply Co Ltd
SG5K-D
Crystal
29/08/1913 onsite

Tap Onsite once inverters are installed



Please contact either your retailer or their associated stc agent if you should require further assistance in completing the job.



Customer Signature

Have the Customer sign on site (if applicable).

Customer signature can be marked as remote if customer is not on site

Signatures

Installer and Electrician should sign on this stage.

Designer signatures are currently not available on the app, they're required on electrical compliance paperwork