



2022 Operations Manual

Guidelines and Rules for PTR Events



Welcome - Thank You for joining Parker Trail Riders (PTR)!

Established in 1962, PTR is a non-profit organization created to provide horse related activities in the Parker, Colorado area. While the organization is governed by its by-laws, this operations manual is meant to provide comprehensive rules for club activities. Each member and their parents/guardians, if applicable, is responsible for knowing the specific rules of PTR.

A copy of these rules is available on the Parker Trail Riders website, <https://parkertrailriders.com/>. Competing members are expected to be familiar with the rules and requirements for their discipline. Any clarifications should be requested prior to events from our respective show chair or any PTR board member. When appropriate, questions or recommendations will need to be made in writing for the board to review and act upon during the normally scheduled board meetings each month. Urgent requests should be made to the club president and if deemed necessary, a special meeting of the board will be called. The content of this operations manual will remain in effect during the respective year and no rules will be changed once the competition season begins in order to maintain consistency for all members.

How to Join and Fees

Membership is open to horse enthusiasts and the people who support them. Forms are available on our website. Each membership form includes a Release of Liability and will be in force throughout the year. Non-members must sign a release of liability prior to participating in any event (adults must sign for children 18 years of age and under). Forms will also be available at each organized PTR event.

Term: Membership coverage ends December 31 regardless of when initiated; with the exception being if you join after October 1, your membership is good through the rest of the calendar year and the following calendar year. Rates are provided on the form.

Membership Types: Individuals (18 and over) or Family (for legal guardians and their minors under 18 unless they are still in high school).

Benefits to Members:

One of the benefits of PTR membership includes eligibility for year-end awards, free participation on club trail rides and no office fees at our shows. We also offer a discounted daily max out fee for members at our gymkhana shows.



Show Grounds and Event Rules

We perform primarily at Salisbury Equestrian Park but we do have other venues as well. Check each event posting for details. We love having spectators come share the PTR experience. There are no fees for spectators and refreshments from our vendor are on-hand for our competitions. For the safety of our spectators, riders, and horses, we have a few rules and observations that will guide our events.

1. The safety of our members and their horses is our primary goal. Please be aware of your surroundings in and out of the arena; we have every level of riding expertise, and it is our responsibility as members to maintain safe speeds and adequate control of our horses at all times.
2. For added safety due to the frequency of potential outbreaks of communicable diseases amongst horses, please practice bio-security precautions and use fly spray and do not share buckets, tack, etc. with horses outside of your home/barn in order to prevent disease.
3. The only person authorized to clarify rules or requirements during a competition is the respective show chair or the president as appropriate. If any issues arise, they may be directed to a board member and they will make sure the chair is informed of the situation and that a response is given in a timely manner. All board members have authority in safety matters.
4. This operations manual will determine the rules for the respective show season. Nothing herein is allowed to violate PTR by-laws or actual law.
5. Changes to the operations manual may be requested prior to show season; once season begins (April 1) the requirements herein shall remain in effect unless safety is in question.
6. PTR encourages respectful inquiries and requests for clarification or corrections to points, placings, and results. Questions should be addressed to the show chair in a timely manner. The



Under no circumstances may a participant, parent, trainer, or spectator badger, insult or be argumentative with the judge, the show committee, or a show volunteer. Any flagrant display of poor sportsmanship or disrespect by or on behalf of the exhibitor will result in immediate dismissal of all future classes. No refunds will be given and pending awards will be forfeited. The show chair and/or president will have final say in these matters.

Any question regarding other exhibitors or participants must be referred to the show chair or event organizer. The show chair may excuse any person or horse from the competition for bad conduct or may disqualify any contestant for any excessive abuse of a horse.

The show chair may excuse horses that display signs of lameness or illness, from showing in additional classes. In such a case, the rider will be given a refund for classes not ridden. It is the final decision of the show chair to excuse a horse. Any and all "Statements of Equine Concern" received in the office will receive immediate attention.



time to clarify placings or results is immediately after the event placings is announced or when an issue is identified. It is the role of each contestant to identify any issues during the show and bring them to the show chair's attention. If not resolved by the show chair, the PTR president will arbitrate. Protests or disputes that cannot be immediately resolved should be sent in writing to the PTR president. Written disputes will be discussed at the next scheduled board meeting. Written disputes will not be accepted more than 7 (seven) calendar days after the disputed event. Include enough information that the board can adequately review the issue.

7. The decisions of judges and show officials will be final. Arguing with judges and show officials can be grounds for dismissal from the show or forfeiture of show fees or disqualification for the day or season depending on severity.
8. Water is available near show office for use for your horses. Please keep horses off of grass near office, as per the Town of Parker. Please do not leave your buckets unattended in this area.
9. At Salisbury, parking is not allowed on the polo fields as per the Town of Parker. Parking is on a first come first served basis. There should be no reserving of trailer parking in prime areas. Trailer parking should be given priority. Cars that are associated with specific trailers should park so as to not block trailers other than the one you are with.
10. Horses must be kept at a walk at all times in the parking lot as well as outside the arena area, unless in a designated warm-up area.
11. Do not sit or stand on the arena fence (rail) and do not tie horses to arena fences.
12. If your horse kicks, tie a red ribbon on his/her tail and park away from other horses.
13. Any unmanageable or unruly horse will be disqualified at the discretion of the show chair.
14. All owners assume responsibility for their horse(s) actions and will be held liable for damage to the grounds and/or other property, whether public and or personal. Unruly horses may be asked to leave the show grounds.
15. No Stallions may be exhibited, ridden or handled on the grounds by anyone under 18 years of age. Those with Stallions need to park away from other horses and take responsibility for notifying people (ribbon in tail, telling those who approach).
16. Horse and People Free Zone. No spectators, horses or riders shall stand within 10 feet of the gate, except the gatekeeper. This area is for horses entering and exiting the arena and needs to be kept clear to expedite arena entry and exit and for safety of all participants. The gatekeeper will help maintain this safety zone.
17. Our gatekeepers, as well as those assisting in the arena, are normally volunteers and will have walkie talkies to communicate with the office. They can relay some information but please understand they cannot interpret rules, requirements, or speak on behalf of PTR.
18. All dogs brought to a show must be on a 6 foot leash and kept with a responsible adult. Please keep dogs away from gate area and keep them quiet (no barking please).
19. There is a returned check fee of \$25.00 and any additional fees as imposed by the banks involved. No additional checks will be accepted until rectified.



20. We will strictly enforce Colorado code and any rider(s) who appear to be under the influence of alcohol will be excused from the activity. Repeated offenders will be excluded from future events and forfeit their membership in the club.
21. The requirements for our venues and the counties that host them will be in full effect. This includes restrictions for consumption of alcohol and drugs.
22. PTR is a family oriented organization and most activities involve minors. Language and actions should be such that it is acceptable in the presence of minors. PTR is not responsible for injuries that may occur to the rider or horse. Please make sure little arms and legs aren't poking inside the arena.
23. A parent or guardian must be present at PTR events for any minor to participate in the event. All contestants/participants under the age of 18 shall have a signature of a parent or guardian on the respective entry form to participate in an event. For insurance purposes, no exceptions to this rule are allowed.
24. Refunds and credits: in case of weather delay or cancelation, riders may request a refund or credit for a future show. Refunds will be given for classes cancelled by the show chair or for classes withdrawn from prior to the start of the class due to horse or rider injury. No credit will be given for scratched classes not requested prior to class; if riders do not show on time by the third call, they will be considered scratched.
25. The warm up arena is for slow work only. Please respect your fellow riders by following protocols of direction and not cutting off riders. The arena should be used for warm up and not standing on the rail.
26. **Participants will be responsible for cleaning up around their trailers at all shows. Please load any manure into your trailer for removal from showgrounds or follow announced protocol when applicable for disposal. Manure bins are available at most shows.**

Special Safety Notice: If you choose to bring a pop-up canopy or similar structure to the shows, please make sure it is absolutely secured and take it down as a precaution during the "dust devils" or heavy winds that are common in the area during the summer. Flying canopies are never a good thing.

Awards – Daily and Year-End

Daily Awards

Daily awards are given for each age group class for 1st through 6th place, and points assigned on a scale of 6 to 1 (6 points for 1st, 5 points for 2nd place and so on). The daily points will accumulate towards the year-end high point, which then translates to year-end awards.

Year-End Awards – Summer Series

There will be a Year-End Grand Champion and a Reserve Champion for the different age groups for each discipline as noted on our competition flyers. Fun shows do not count toward year-end awards. Any other series, such as the Winter Woolies, will have separate award structures and will be announced on event flyers.

Year-End Awards will be based on the accumulative total points (per horse/rider) received throughout the show season. The time period to meet all the qualifications for year-end awards is from October 1



to September 30 (to include rain dates if activated). In the event that a participant earned enough points to receive an award but did not accumulate enough volunteer hours (described below), the next qualified participant will move up, providing he/she has met all the qualifications for year-end awards.

Points will be tallied for each high point class and totaled for the year-end awards at the following numerical score:

1st place = 6 points

2nd place = 5 points

3rd place = 4 points

4th place = 3 points

5th place = 2 points

6th place = 1 point

Class Participation Points

Each contestant will receive 1 point for competing in each high point designated class. This is tallied separately and does not change high point awards in any way. It is used for a fun competition of members at the end of the year.

Requirements for Year-End Awards:

In order to qualify for a year end award, each participant must meet all of the following requirements:

1. Must be a current member at the time points are accrued.
2. Rider must participate in at least half of the scheduled competitions in their respective discipline.
 - a. If there are six (6) gymkhanas and pleasure shows during the season the participant must attend and participate in at least four (4) of their discipline in order to be eligible for that discipline.
 - b. For each show, participants need to compete in at least three events per discipline per show.
3. Participants must be members in good standing: Dues paid, no outstanding debt to club, and must be eligible to compete.
4. Each participant must work a minimum of eight (8) hours of approved volunteer time for each discipline and/or four (4) hours of approved volunteer time for Trail/Ranch Riding and Showmanship. The maximum number of volunteer hours required for eligibility for multiple year-end awards is 16 hours for an individual member or 30 hours combined for a family membership.
 - a. It is encouraged that each member work his/her own hours, however it is acceptable to designate another person to work your hours for you. The designee does not need to be a member of the club or related to participant.
 - b. The participant receiving the donated hours must be named BEFORE the hours are worked.



- c. Record for volunteer hours must be signed by the person working the hours and approved by the respective show or event chair.
 - d. A sign-up sheet will be available for this purpose at every event.
 - e. Volunteer hours are a very important aspect of our organization, and we honor our top volunteers each year with the Rose-Taylor Award. The Rose-Taylor program honors members who work their own hours to help the club succeed. Board members are not eligible for this award.
 - f. The top earner, based on number of hours worked, receives the top award. Hours required, as per item 5 for competitions, are deducted from the total hours in order to finalize the program winners.
 - g. Hours cannot be donated to or from any person for this program.
 - h. Individuals are responsible for the accuracy of your hours, and hours must be confirmed when posted.
5. End of year and daily points are based on horse/rider combination. A rider may ride more than one horse, and each horse/rider combination will receive separate points.
- a. Exceptions made in the case of a horse's death, illness or chronic lameness. A veterinarian or farrier's certificate must be reviewed/received by the Show Chair within 10 business days following the respective show.
 - b. There are no exceptions for selling horse or a lease ending.



Gymkhana Rules

Parker Trail Riders gymkhana events will be held in accordance with the calendar of events for start times and office hours.

Equipment And Attire

Horses must be shown with complete tack which includes at least a saddle, pad, and headstall (no halters); no bareback exhibitors.

Appropriate clothing is neat, clean and in good taste. All exhibitors must wear long pants and boots with a heel (no tennis style boots or shoes). Shirts must cover the midriff and tank tops must have a least a two (2) finger width strap. **No spaghetti strap tank tops are allowed.**



Helmets are strongly encouraged for all riders for all age groups. Judges MAY NOT penalize any exhibitor in any discipline for wearing protective headgear.

Classes

Each gymkhana will have five (5) events which will be posted on all gymkhana show bills and will remain constant throughout the season with the exception of the Wild Card Class. The regular four (4) events are Keyhole, Pole Bending, Flag Race, Cloverleaf Barrels.

The patterns for the four (4) regular events are provided at the end of the gymkhana rules in this document. If the set-up of a pattern is questioned or contested, it must be done before the first exhibitor rides. The Parker Trail Riders board reserves the right to modify distances due to the arena size and condition as long as it is the same and fair for all participants in respective age groups.

Any party contesting a result or announced call needs to notify the office designee or gymkhana show chair immediately (or have the gate persons contact the office). Respectful inquiries are encouraged but please do not interrupt an announcer while in action. Once the class has started, the pattern will stand as is and all contestants will run the pattern as-is. All Wild Card events are single rider and **WILL** count toward high point.

Leadline and modified leadline classes will be available for our youngest riders.

Age Requirements

Age is defined as the riders age as of January 1st of the current year. All riders must ride in their appropriate age division. All classes for year-end high point (unless stated otherwise) will be divided into age brackets and will be posted on event flyers. Once posted/initiated, no changes to age brackets will occur during the competitive year.

We also encourage participation by our youngest riders and offer three levels for them. One is our standard 10 & Under age group as noted above; these riders compete with standard requirements and



rules. Our second level (modified) is for those young riders who are starting to advance beyond leadline and are ready to start learning patterns and guiding their horse on their own but not yet ready to ride in the 10 & under class. Participants in Modified events are not to be lead and must perform the pattern without assistance. This level can participate in our **Modified** events; fees will be charged and participants will be eligible for end of year awards. Our third level is **Leadline** and is designated for our youngest beginners. Leadline and One Barrel entries will not be eligible for high point and cannot compete in other classes and are **free of charge**.

Jackpot Division

Jackpot is a division open to riders of all ages and ability levels similar to an open division. Competitors in Jackpot ride the same events as age group divisions. Jackpot pays monetary prizes for the following:

- Top 3 places for each of the 5 classes
- Daily highpoint champion for all classes*
- Year-end highpoint champion and reserve*

*New for 2022, high point and year-end award is now by rider only NOT by horse/rider combination.

Additional notes regarding Jackpot division:

Entry fees for Jackpot are paid in cash at the event. In the event of a tie for daily highpoint, the tie breaker will be the fastest barrel time. Times from age group classes may be rolled over into jackpot for the same rider however, the rider must declare the intention to roll over the time prior to the start of that event. Year-end champion and reserve earn a monetary prize instead of a buckle or other award.

Disqualifications

The following constitutes a disqualification of exhibitor (also see each event rules in this document for specifics for each event).

- A. Leaving the course or breaking the pattern.
- B. Returning across the start/finish line before completing the pattern.
- C. Hitting the horse with ANY equipment at any point on the horse. No whips, crops, over-unders are permitted. Normal spur usage is the only exception.
- D. Displaying unsportsmanlike conduct – this includes profanity, disorderly conduct or an unmanageable/unsafe horse.
- E. Charging the gate without any noticeable and obvious attempt to turn or stop; noticeable and obvious means that attempt must be visible to the announcer in the crowd's nest, gate person, and other board members in attendance.

It is the exhibitor's responsibility to be on time for his/her class. Each name will be called three (3) times

1. In the hole
2. On Deck
3. Next

Any rider not at the gate when he/she is up will forfeit their run. No refunds will be given for forfeited classes. In order to drop, change, or add a class, we require that this be done prior to the start of the event in question. For example, if you want to add the Wild Card event you must contact the office prior to the first rider in the Wild Card event, regardless of age division.



Exhibitors will be given one (1) minute to enter the arena. At the one (1) minute mark the exhibitor will clear the gate area and the next rider will be called. Once the exhibitor enters the arena, he/she will have one (1) minute to cross the starting line. At the one (1) minute mark the exhibitor and horse will be excused from the arena.

Re-rides will be allowed if deemed necessary by the gymkhana show chair. For example, if a rider falls off of their horse he/she will receive a “no time” for that event. If the horse falls, the rider will be given the option of a re-ride for a qualifying time at the discretion of the gymkhana show chair. If the fallen horse is injured, the rider has the option to ride a different horse for the remainder of that day’s gymkhana and still earn points under the original horse but would need a veterinarian’s certificate dated within 10 days of future gymkhanas to ride a different horse for future gymkhanas.



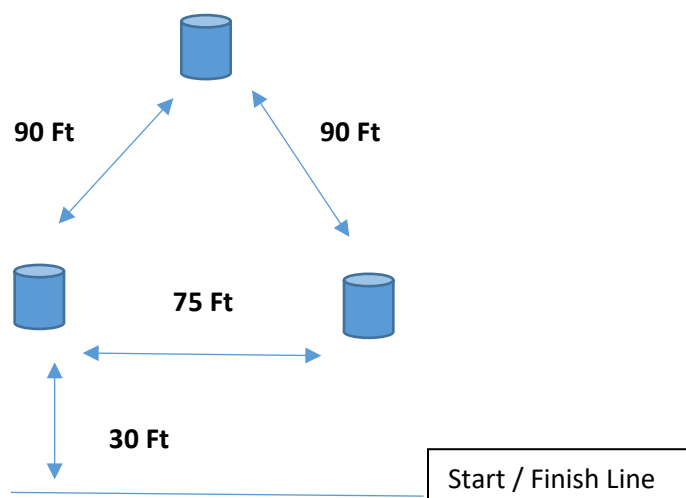
Gymkhana Events And Patterns

Cloverleaf Barrels

There is a running start of 30 feet from the start line to the first barrel. The distance between the barrels may be adjusted slightly to accommodate the specific arenas. The distance between barrel 1 and barrel 2 is 75 feet. The distance between 1 and 3, and barrels 2 and 3 is 90 feet (see diagram). Exhibitor may start to either the right or left barrel, but when starting on the right barrel there will be one right turn and then two left turns and vice versa when starting on the left barrel. After completing the turn around the third barrel, exhibitor must pass between the first and second barrel as he/she rides to the finish line. Five (5) second penalty will be added to the time for every barrel knocked over. A contestant may touch the barrel with his or her hand and, if this prevents a barrel from falling, that barrel will be considered a clean barrel.

Rider will be disqualified for:

- Breaking the pattern
- Crossing the start/finish line before finishing the pattern
- More than three turns, including making complete turn between barrels
- Horse turning before barrel, but not in complete circle, in which rider corrects is acceptable.

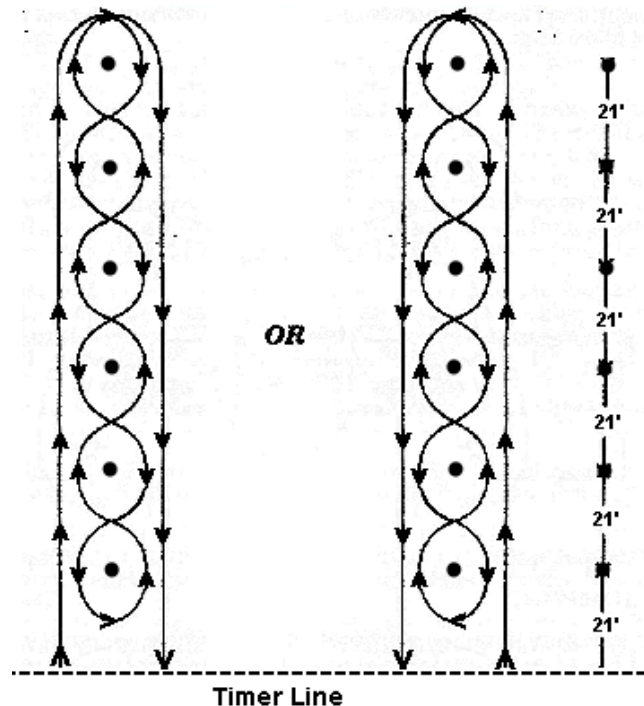


Pole Bending

The distance from the starting line to the first pole and between poles will be twenty-one (21) feet as per standard pole patterns. The exhibitor crosses the start/finish line and starts the pattern on either the left or the right side of the poles, rides down alongside the poles and upon reaching the sixth or far end pole turns around that pole. The exhibitor weaves/bends back through all the poles toward the first pole (nearest the start line). Upon reaching the first pole, the exhibitor turns around this pole and weaves/bends back, upon reaching the sixth or far end pole, the exhibitor turns around this pole and rides back alongside the poles to cross the start/finish line. Knocking over a pole shall carry a five second penalty. Failure to follow the course shall cause disqualification. In following the AQHA rule book section 458, paragraph (d): *"A contestant may touch a pole with his or her hand in pole bending. If the original course is altered by a rider intentionally grasping a pole, a five second penalty for each pole grasped will be assessed."*

Rider will be disqualified for:

- Crossing the start/finish line before finishing the pattern.
- If horse does not follow lines of pattern but rider corrects and no poles/turns are missed, rider will receive a time.
- Breaking the pattern.
- If a pole is knocked down and the exhibitor does not follow the weave/bend pattern around the original base position of the fallen pole, it is considered a broken pattern.

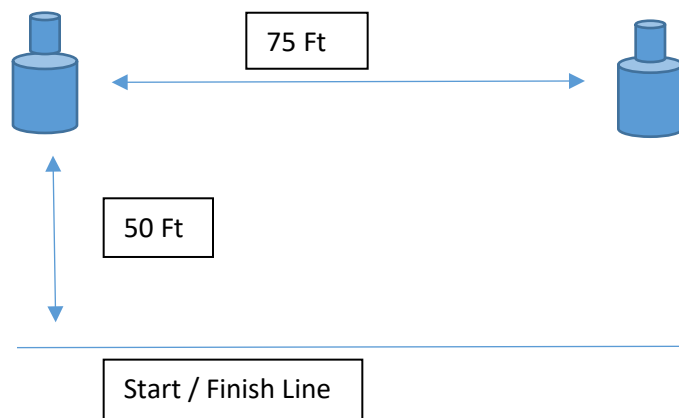


Flag Race

Two barrels will be placed 75 feet apart, and 50 feet from the start/finish line. This pattern size may be adjusted slightly to accommodate specific arenas. Two buckets of equal size filled at least ½ full with birdseed, beans, oats, or sand will be placed on top of each barrel. The exhibitor starts with a flag in one hand and deposits it into the first bucket, proceeds to second bucket removing the flag and riding to the finish line. Pattern may be run starting to the right or left. The exhibitor cannot circle the barrel. Exhibitors may break forward momentum by reversing direction to place or pick up the flag.

Exhibitor will be disqualified for:

- A flag that does not remain in the bucket
- Crossing back over the starting line before the run is complete
- The exhibitor misses a flag
- The exhibitor drops a flag
- Knocking over the bucket and/or barrel
- Hitting the horse with the flag
- Circling a barrel



Keyhole

Course: The keyhole pattern shall be outlined and marked.

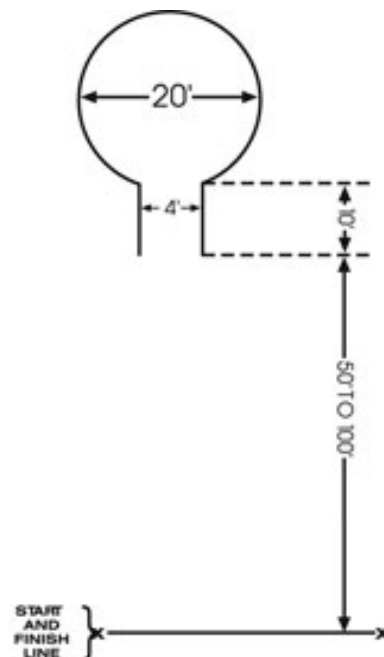
Event: The keyhole pattern may or may not include a marked circle but will include 4 poles marking the keyhole. Ride into the area past the keyhole poles (all four of equines' feet must pass the keyhole poles), turn either left or right, ride out of keyhole, through the poles and across the finish line.

Rules: Stepping outside any of the marked area of the keyhole or failure of the equine to have all four feet inside the circle before the turn to the finish line will be disqualified. Two poles will be placed 80 feet from the start/finish line to the entry point of the keyhole. Exhibitor will enter the keyhole pattern between four (4) poles, placed 4 feet apart in width, (measured from the base of the pole, not the pole) and an additional 10 feet apart in length leading to the Keyhole. At the end of the 10 feet entry, markings will be placed in a circle with a 20 foot diameter. This represents the actual "Keyhole". The pattern may be altered slightly for different age groups.

Exhibitors must ride through the poles with the entire horse entering the circle of the Keyhole. The horse's hindquarters must pass the turning point of the two end poles. The exhibitor then reverses their horse without breaking the pattern by stepping on cones, and races back through all four poles to cross the finish line.

Exhibitor will be disqualified for:

- Knocking over any pole
- Crossing back over the starting line before the run is complete
- Breaking the pattern
- Stepping outside any of the marked area of the Keyhole or failure of the equine to have all four feet inside the circle before the turn to the finish.
- The horse's hindquarters must pass the turning point of the two end poles.



Wildcard

This pattern will be posted at the office on the day of the event. The pattern may be chosen by the gymkhana chair, however suggestions from participants are welcome. This class does count for high point and points count for end of the year totals.



Pleasure Shows



Parker Trail Riders Pleasure Shows will be held in accordance with the calendar of events for start times and office hours.

Judging

Up to two judges are identified for each pleasure show, one for the ring and one for Trail/Ranch Riding and will be determined based on show requirements our judges normally provide their own patterns and any posting prior to the show will be determined by the show chair but will be announced and made consistent for the year. Patterns will be posted on PTR's website and Facebook prior to the event, and in the office the day of the event.

The judges have final say in the placing of each class and the results are relayed to the office for announcement. Riders are not to request feedback or discussion from any judge during classes or placing announcements but are encouraged to do so after the show. Spectators are not to engage in discussion with any judge during the show. If any questions arise, bring them to the attention of the show chair or any board member present and they will confer with the show chair. Most judges welcome discussion after judging is complete for the discipline such as during lunch or after the show. In order to keep the show moving in a timely manner, please reserve your questions until those times.

Lameness

The judge shall examine and check for lameness of all horses brought into any class. The judge has the authority to excuse any horse from the class, due to lameness, at any time while being judged.

Obvious lameness shall be cause for disqualification. Obvious lameness is:

- Consistently observable at a trot under all circumstances;
- Lameness is obvious at a walk;



- Minimal weight-bearing in motion and/or at rest and inability to move.

Note: It is not typical to allow sport boots or polo wraps in pleasure classes. However, if a horse has been diagnosed with an injury and a veterinarian has recommended the use of preventative injury type boots, please inform the Show Chair so we may inform the judge prior to classes.

Equipment, Tack, Attire

This section applies to both English and Western, as indicated.

Equipment

Horses shall be shown with the appropriate discipline tack. No Western tack in the English classes and vice versa. No training tack will be allowed in the pleasure classes, with the exception of the Training Tack class. Examples of training tack are martingales, tie-downs, and draw reins.

English Tack

In English classes, an English snaffle (No shank) kimberwick, Pelham and/or full bridle (with two reins) all with cavesson nosebands and appropriate browbands must be used. In reference to mouthpieces, nothing may protrude below the mouthpiece (bar). Snaffle bit rings may be no larger than 4" (100 mm) in diameter. Smooth round, oval or egg-shaped, show twist, corkscrew, single twisted wire, double twisted wire mouthpieces and straight bar or solid mouthpieces are allowed.

Saddles may be either forward seat (hunt or dressage) or flat (cutback).

Whips, crops or bats are acceptable in English, provided that they do not exceed 36" in length, including the lash or popper and are appropriate for the tack selected.

Western Tack

Two hands are only allowed with a snaffle bit on ANY AGE horse, in all classes, including Novice. References to snaffle bits in western performance classes mean the conventional O-ring. Egg-Butt or D-Ring with a ring no larger than 4" (100 mm). The inside circumference of the ring must be free of rein, curb or headstall attachments which would provide leverage.

If a curb bit is used, only one hand may be used on the reins, and the hand must not be changed. The hand is to be around the reins; index finger only between split reins is permitted. Reference to a bit in Western performance classes means the use of a curb bit that has solid or broken mouthpiece, has shanks and acts with leverage. All curb bits must be free of mechanical device and should be considered a standard Western bit. Shanks may be fixed or loose. When a curb bit is used, a curb strap or curb chain is required, but must meet the approval of the judge, be at least one-half inch in width and lie flat against the jaw of the horse.

Reference to romal means an extension of braided or round material attached to closed reins. This extension shall be carried in the free hand with a 16 inch (40 cm) spacing between the reining hand and the free hand holding the romal. When using romal reins, the riders' hand shall be around the reins with the wrist kept straight and relaxed, the thumb on top and the fingers closing lightly around the reins. When using the romal, no fingers between the reins are allowed. The romal shall not be used forward of the cinch or to signal or cue the horse in any way.

The use of bosals are acceptable on any age horse, only if used with appropriate mecate reins.



Silver equipment will not count over a good working outfit.

Attire

Appropriate clothing is neat, clean and in good taste. **T-shirts and Ball Caps are not allowed** for any pleasure classes, including Novice or Training Tack classes.

English clothing consists of clean riding breeches or leggings, appropriate English shirt; boots can be clean paddock boots or tall hunt boots. Helmets are required for all riders in English and English Hunter Hack classes. Hunt coats are NOT required, they are optional. Hair must be contained (as in a net or braid).

Western clothing consists of clean jeans, a Western long sleeve shirt (traditional shirt with collar that buttons down the front or a slinky), and heeled boots. NO tennis shoes are allowed, including “heels down” riding tennis shoes. Vests and chaps are optional. The rider must wear a Western hat or helmet. Riders are encouraged to wear helmets. Judges MAY NOT penalize any exhibitor in any discipline for wearing protective headgear.

Age Requirements

All classes for year-end high point (unless stated otherwise) will be divided into age and open divisions, which are posted on event flyers. Age is defined as the riders age as of January 1st of the current year.

All riders must ride in their appropriate age division. Upon receiving the approval of the show chair, a rider may move UP one age division, but must stay in that age group until the next year. This MUST be done before the first show and the request must be made by an adult, in writing.

Classes with 3 contestants or less may be combined at the discretion of the show chair and/or judge. Points will be accumulated based on the respective age divisions of the competitors.

Open classes are open to all riders both amateur and professional and any age.

Safety and Fitness

For safety – novice classes with large numbers may be split at the discretion of show management in the interest of safety. Ribbons will be awarded to each separated class.

If at any time while showing you notice a situation getting out of control, you are asked to maintain a safe distance and stop your horse to prevent additional issues.

In keeping with the tradition of the show ring, all horses and handlers should be neatly and appropriately groomed and attired. Horses or handlers not complying with this may be penalized or disqualified at the judges' discretion. Horses should be in appropriate body condition to be presented to the public.

Scratched Classes

Gate calls will be enforced for the fairness to all riders. Contestants not at the gate when his/her class is called will forfeit the class and refunds will not be given. It is each rider's responsibility to know what classes they are in and when that class needs to enter.

Classes will close three (3) classes prior. If a change is made by providing an add/drop form to the show chair three classes prior to change, a refund will be provided or allocated to another class. (The office



must be notified of a scratched class three (3) classes prior; otherwise there will be no refund for the scratched class.) Any added classes should be made on add/drop form as well, three classes prior. All riders will enter the arena in a counter clockwise direction (except to create safe spacing between horses in large classes) at a walk, unless otherwise stated by the judge.

Professional Trainers

Trainers and professional participants are welcome to enter classes; however, they will only be judged and placed in Open, Training Tack, and Novice Horse classes. Novice horse/rider combinations cannot cross into age division or open classes during that same show.

For PTR, a “Professional” is defined as any individual, over the age of 18, that is compensated for training, breaking, or showing horses, or giving lessons in riding, driving, or handling horses. Those under the age of 18 are automatically considered amateur. **Please make this designation on the entry form.**

Novice Classes

We encourage new riders, those with new or green horses, those that need to work on confidence building, and/or those who have not competed before to take advantage of our novice classes. Most novice classes are not considered points classes and do not count towards daily high point or year end awards points however, walk, trot, canter novice class will now compete for a year end award with the same rules for participation and eligibility as age group classes. If you compete in novice classes during a show, you cannot compete in age division or open points classes during that same show and vice versa (one rider, one horse combination). If you compete on a novice horse in novice classes you may compete on a different horse for other classes. This class is not to be used as a warm up or training class.

Walk Trot/Jog Classes

We have created classes for riders who choose to walk/trot or walk/jog. Exhibitors for these classes may not cross over into point earning classes (age group or open). Likewise, participants (rider/horse combinations) in point earning (age group or open) classes may not participate in walk/trot classes.

Pleasure Show Classes

The classes will be posted on show bills and will remain constant throughout the show season. Numbers will be assigned to the rider, not to each horse/rider combination. Numbers must be worn on the riders back and not obscured by hair. If pad numbers are used, they must be exhibited on both sides.

Showmanship

The handler of the horse is judged on his/her ability to present the horse. The horse is merely a prop used to show the ability of the handler. Clean and proper tack will be taken into consideration; however it does not have to be expensive tack. The condition of the horse will be taken into consideration, as will appropriate grooming and turnout. The class is judged on the correctness of the pattern. Showmanship classes can be shown in English OR Western attire with tack appropriate for that discipline. There is a year end award for the top showman in respective age division. Requirements for year end awards (volunteer hours and show participation) apply and include **four** hours of volunteer time (not eight as required in full disciplines).



Trail Class and Ranch Riding

Trail Class and Ranch Riding classes will be combined for joint year-end awards if adequate participation is achieved. Requirements for year-end awards (volunteer hours and show participation) apply to include four hours of volunteer time (not eight as required in full disciplines).

Trail and Ranch Riding classes will be held outside of the arena using a separate judge. It is each participant's responsibility to complete the trail course and ranch riding when it is open, in accordance with the show bill. The judge will use a Score Sheet to be used for judging the classes. The judge will keep these until all riders have completed the course, at which time the judge will return score sheets to the show office. An announcement will be made as to the standings after they are tallied.

Each rider will perform individually. Each horse/rider team will be allowed to do the trail only once per division. The trail class is a test of the rider's ability to maneuver a horse through obstacles that might be encountered on a trail. The trail pattern will be posted at the trail course.

This class will be judged on the performance of the horse over obstacles, with emphasis on manners, response to the rider and attitude. Horses will be penalized for any unnecessary delay while approaching the obstacles. Three attempts will be permitted at each obstacle. After the third attempt, the judge will request the rider move to the next obstacle. Failure to complete an obstacle shall not be a disqualification but is penalized.

In the ranch riding class, the horse is shown individually in pattern work and is judged on the horse's movement. The horse should reflect the versatility, attitude and movement of a working ranch horse riding as it would translate outside the confines of an arena. The ideal ranch horse will travel with forward movement and demonstrate an obvious lengthening of stride at extended gaits. The overall manners and responsiveness of the ranch riding horse to make timely transitions in a smooth and correct manner, as well as the quality of the movement are of primary considerations.

English Classes and Gaits

English Hunt Seat

This is a rail class. The horse will be judged on performance, manners, conformation, quality and substance. All gaits, transitions and the ability of the rider to achieve balance and control will be considered in placing in the class. Riders can expect to show in both directions at the walk, posting trot, sitting trot, extended trot, canter and extended canter, halt and back. All horses should be able to stand quietly.

English Equitation Pattern

The performance required in this class is designed to reflect a combination of control and skills required for good English equitation and performance. The rider should present a workmanship-like appearance of being with the horse and in light control at all times. An impression of lightness and suppleness should be conveyed.

Each rider will perform individually. He/she will be judged upon skills shown in executing the required pattern. The rider can expect: walk, sitting trot, posting trot, canter, simple lead changes, two point, drop/recover stirrups, hand gallop, halt and back.



English Discipline

The English Discipline class is judged on the rail with participants in the arena at the same time. Riders will be asked to perform various maneuvers to highlight the ability of the horse's training. The rider will also be judged on level of communication with the horse to achieve the required maneuvers.

The Judge may call out any of the following maneuvers in order to judge the performance, ability, response and attitude of the horse. Some of the maneuvers may be, but are not limited to counter canter, hand gallop (if safety permits), flying lead change, extended trot, collected stop, turn on forehand and/or hindquarters, or side pass either direction.

English Hunter Hack

The English Hunter Hack class is not considered part of the daily high point or year-end high point awards. This is a rail class with jumps up to 2'3" in height. Helmets are required.

This class offers riders the opportunity to show their horse's jumping expertise over low fences and on the flat. The class will be judged on style over two (2) fences, even hunting pace, flat work, manners and way of going.

English Gaits

The following terminology shall apply to all **English Classes** whenever a specific gait is called for.

- A. **The walk** is a natural, flat-footed, four beat gait appropriate to the breed. The horse must move straight and true at the walk. The walk must be alert, with a stride of reasonable length in keeping with the size of the horse. Loss of forward rhythmic movement shall be penalized.
- B. **The trot** is a two-beat gait, comprising appropriate to the type of horse, ground-covering, cadenced and balanced strides. Smoothness is more essential than speed. Short, quick strides and/or extreme speed shall be penalized. When asked to extend the trot, there should be a definite lengthening of the stride.
- C. **Canter** is a three-beat gait; smooth, free moving, relaxed and straight on both leads. The stride should be long, low and ground covering. Over-collected four-beat canter is to be penalized.
- D. **Hand Gallop** should be a definite lengthening of the stride and a noticeable difference in speed. The horse must be under control at all times and be able to halt in a smooth, balanced manner.
- E. The horse's poll may **NOT** be lower than the horses wither in any gait.

Western Classes and Gaits

Western Pleasure

The horse will be judged on performance, manners, conformation, quality and substance. Horses are to be shown at a walk, jog and lope (except for the Walk/Jog Class) on a reasonably loose rein without



undue restraint. Horses must work both ways of the ring at all three gaits to demonstrate their ability with different leads. Horses may be asked to back. Horses are required to stand quietly.

A good pleasure horse has a stride of reasonable length in keeping with this conformation. He has enough cushions to his pastern to give the rider a pleasant, smoother ride. He carries his/her head in a natural position, not high, over-flexed at the poll. The poll should not be lower than the withers at any gait. The horse should be relaxed but alert and ready to respond to the rider's commands without excessive cueing. When asked to extend the jog, the horse moves out with the same smooth way of going.

Western Horsemanship Pattern

The performance required in this class is designed to reflect a combination of control and skills required for good Western Horsemanship and performance.

The rider should present a workmanship-like appearance of being one with the horse and in light contact at all times. An impression of lightness and suppleness should be conveyed.

Each rider will perform individually. The rider will be judged upon skills shown in executing the required pattern. The rider can expect to, at a minimum: walk, jog lope, perform simple lead changes, halt and back.

Western Discipline

The Western Discipline class is judged on the rail with participants in the arena at the same time. Riders will be asked to perform various maneuvers to highlight the ability of the horse's training. The rider will also be judged on level of communication with the horse to achieve the required maneuvers.

The Judge may call out any of the following maneuvers in order to judge the performance, ability, response and attitude of the horse. Some of the maneuvers may be, but are not limited to counter lope, gallop (if safety permits), flying lead change, working jog, collected stop, turn on forehand and/or hindquarters, or side pass in either direction.

Western Gaits

The following terminology shall apply in Western Classes whenever a specific gait is called for:

- A. **The walk** is a natural, flat-footed, four beat gait appropriate to the breed. The horse must move straight and true at the walk. The walk must be alert, with a stride of reasonable length in keeping with the size of the horse. Loss of forward rhythmic movement shall be penalized.
- B. **The jog** is a smooth, ground-covering two-beat diagonal gait. The horse works from one pair of diagonal to the other pair. The jog should be square, balanced and with a straight, forward movement of the feet. Horses walking with their back feet and trotting in the front are not considered performing the required gait. When asked to extend the jog, it moves out with the same smooth way of going.
- C. **The lope** is an easy rhythmical three-beat gait. Horses moving to the left should lope on the left lead. Horses moving to the right should lope on the right lead. Horses traveling at a four-beat gait are not considered to be performing at a proper lope. The horse should lope with a natural



stride and appear relaxed and smooth. It should be ridden at a speed that is a natural way of going.

- D. The head should be carried at an angle that is natural and suitable to the horse's conformation at all gaits. The horse's poll may **NOT** be lower than the horse's withers in any gait.



Trail Rides



Parker Trail Riders is dedicated to creating trail riding events for all levels of riders and comfort level of their horses within the beauty of the Front Range Colorado Area.

We strive to offer trail rides that are safe, enjoyable and relaxing including some “on the trail clinics” that can be a fantastic on-the-go learning experience and to also introduce the fun, exciting group entertainment of overnight and extended Horse Camping trips. Our trail rides include a fully experienced trail rider with our group to help explain and guide our newer riders through any new experiences.

Each of our scheduled rides and events throughout the year are fully explained in advance with detailed trail ratings, descriptions, parking information, estimated time range and suggested supplies and have been ridden prior by one of experienced trail leaders.

At Parker Trail Riders we believe in preserving the trails we ride. We also maintain a high level of trail etiquette for both the safety of our members and the pristine Colorado trails we use.

The “Trail Boss” who leads each ride will receive 4 hours of volunteer time for pre-riding trails and managing the trail ride. If more than one non-board member pre-rides a trail, the 4 hours will be divided amongst them. If rides are large enough that we need two Trail Bosses, we will assign a second person to that role and they will receive two hours of volunteer time.

“Twenty Miler” Program

The “Twenty Miler” is available for members who have completed a certain number of trail rides. Individuals who complete at least 20 miles of trail riding with our club will qualify for an opportunity to purchase a belt buckle and receive recognition at our year-end banquet. See your Trail Boss for more details.



Some General Things to Remember for Trail:

1. Secure your spot early by sending your RSVP in as soon as you are able. Please inform your Trail Boss if you are new to that level of Trail or have any concerns. We can buddy you up where appropriate.
2. Arrive early enough to be mounted and ready to ride at the appointed departure time.
3. A pre-ride meeting will be held to go over the plan for the ride, ten minutes prior to ride be ready for meeting (leave horses at trailer).
4. When parking horse trailers, leave room for others to park and tie up. If possible “Horse Pool” especially when parking is limited at our designation.
5. Have your Parking Fee (if applicable) ready.
6. Do not allow your horse to “say hello” by touching noses or sniffing each other. We all know horses can strike, wheel, kick or rear, and riders can be hurt in the process. This is also a bio-security issue.
7. If your horse is prone to kick out, please put a red ribbon on tail allowing other members to recognize and keep a good distance.
8. Please ride single file.
9. Do not ride too close to the rear of the other horse. You can’t see where you are going and it will create an issue.
10. Many rides will have lunch on the trail. Pack food and water and a recommendation is a halter to be able to tie your horse off at lunch.
11. Clean up any manure, hay, and/or trash at your vehicle before you leave.



Parades



Currently, PTR plans to participate in the Elizabeth Stampede Parade in June and the Elbert County Parade in August. We hope to add additional parades should the opportunity arise.


Spook Proof Clinics: In order to ride in a parade with PTR, horse and rider combinations must have passed a PTR Spook Proof Clinic or petition the board for approval. The purpose of these clinics is to qualify horses/riders to participate in parades. The Spook Proof Clinics put the horses through several obstacles that will demonstrate how the horse handles him/herself in a challenging situation.

Equipment: The parade chair provides the flags, saddle blankets, leg wraps, scarves, flag boots and any other items used for the Parades that PTR participates in.

Riders and Walkers: Riders receive four hours of volunteer time and walkers receive three hours.



PTR Events



Special events are held throughout the year. General guidelines apply to each event. Information will be provided prior to the event via Facebook, and emails to members.



Volunteer Hours

1. Quantities of volunteer hours needed for year-end awards are: Eight hours must be worked between October 1 and September 30 for each award being pursued. This time period is followed unless we activate the rain date, in which case the time period will include the day of the rain date show.
2. Total required volunteer hours required for year-end awards are capped at 16 hours for an individual member or 30 hours for all members of a family membership.
3. Expectation of pre-notification for allocation of volunteer hours toward another party must be followed. This must be noted before the hours are worked, and cannot be reassigned at a later time or date.
4. Hours will be tracked by the recording secretary. Volunteers will be required to sign in and sign out, and the show chair will provide final sign off on hours worked.
5. A Trail Boss will earn a maximum of four hours per ride, which will include the following requirements: Pre-ride, official club ride, organize and manage (including collection of fees and waivers).
6. Volunteers can earn up to four hours per event. However, if there are not enough volunteers for the event, this may be waived by the Show Chair, who will make note and sign their form accordingly.



Students who would like to have PTR volunteer hours apply for school, college applications, and extracurricular activities in accordance with external requirements should discuss their specifics with the president.

Rose-Taylor Program

Because of the importance of our volunteer contributions, we have a long-standing program to recognize our volunteers. The Rose-Taylor Program, named for two of our founding members, is meant to provide an opportunity to thank our volunteers at the end of the year banquet. Based on participation and available funds, we present a junior and an adult Rose-Taylor Awards and other members are honored with awards as well. Find out how you can be involved!

