

Global Warming and CO₂

Challenging the Cause of Global Warming: Myth vs Reality

Given my background as a professional geologist and geophysicist, I was surprised by claims that mankind was causing a “**climate change crisis**”. I was aware of prior ice ages, climate change and changing sea levels that occurred throughout geologic history and well before mankind arrived. I was also aware that CO₂ is essential for plant life. This drove me to research this subject in much more detail and start the Jersey Climate Forum.

“The ignorant person affirms, the scientist doubts, the wise person reflects.” - Aristotle

Graeme Phipps

Professional Geophysicist and Geologist

President of the Jersey Climate Forum

email: graeme@phippsandassociates.com

g.phipps@jerseyclimateforum.org

+44(0)7700333366

Global Warming and CO₂

Challenging the Cause of Global Warming: Myth vs Reality

This presentation shows the results of extensive research into this subject obtained from 40 books, 376 articles, 180 videos and 71 well-respected and highly competent scientists and professionals.

These results are contrary to what is being said in mainstream media and have important implications for future Jersey Government actions and expenditures.

We formed an association called the Climate Forum to further evaluate these implications.

For my comprehensive research presentation, see

<https://www.dropbox.com/scl/fi/j17geu1io7xrgxxklhay2/Climate-Change-Complete-version.pdf?rlkey=699qaq95xtuxqn7nftb3tp8uf&st=xkxcuslm&dl=0;>

My video presentation [Graeme Phipps Climate Change Presentation](#) plus CO₂ Coalition interviews [Feed | CO₂ Coalition Discussion Group](#)

Climate: The Movie <https://www.climatethemovie.net/>

Climate Crisis Scam <https://youtu.be/aT2SvIAkE5s>; Gregory Wrightstone

[Bing Videos](#); Lord Monckton Net Zero Emissions – The Costliest Error of Physics and Economics in History

[It Is Easy Going Green](#) [The value of added CO₂](#)

Cause of climate change <https://www.youtube.com/embed/1Mj16tiUyl4>

Joe Rogan interview with Dr. William Happer and Dr Richard Lindzen https://www.youtube.com/watch?v=Zt32chvO_iY

https://youtu.be/oModxLDUcoc?si=gg9EgruSRWhBl_hq Net Zero is Dying Jacob Rees- Mogg

Global Warming and CO₂

Quotes from reputable, knowledgeable individuals

- 1} "Global warming is part of a natural cycle and there's nothing we can actually do to stop these cycles. The world is now facing spending a vast amount of money in tax to try and solve a problem that doesn't actually exist." Dr David Bellamy, Jan 18, 1933 – Dec 11, 2019, was an English academic, botanist, television presenter, author and prominent campaigner in the UK. pic.x.com/WU1ZHimrr8
- 2) "There is no Climate Catastrophe.. We are making ourselves poorer, less secure, dependent on our enemies to achieve nothing except feeling good about how virtuous we are." Konstantin V. Kisin is a British political commentator, author and co-host with Francis Foster of the *Triggernometry* podcast. [The Truth About 'Climate Science' | Konstantin Kisin](#)
- 3) "The real environmental emergency isn't the modest warming that has helped humans thrive. It's land degradation, poisoned water and other forms of pollution that are burying the Global South alive. We've been fighting the wrong environmental war." Dr Vijay Jayaraj is a Science and Research Associate at the CO₂ Coalition with postgraduate degree in Energy Management Robert Gordon University, UK, an MS in Environmental Sciences University of East Anglia, UK, a BS in Engineering Anna University in India [Real Environmental Crisis Is Not Climate Change - CO₂ Coalition](#)
- 4) "Two prevalent myths are damaging our economy and hurting the less fortunate: 1) that greenhouse gases, chiefly carbon dioxide, are causing dangerous global warming; and 2) that wind and solar can easily replace fossil fuels, nuclear, and hydro in electricity generation. Both are false yet widely accepted." Thomas S. Drolet has had a 57-year international career in many phases of Energy, including Nuclear Power, Fusion Power, Nuclear Fuel Supply, major projects in Coal, Natural Gas, Distributed Generation, Oil and other Renewables (Geothermal, Hydroelectric, Solar and Biomass).
- 5)' World Climate Declaration: THERE IS NO CLIMATE EMERGENCY 2,000+ scientists

Global Warming and CO₂

Climate Crisis Realities: Cost Concerns

Jersey's going "Carbon Neutral" makes no detectable impact

- Jersey pumps 403,000 metric tonnes of carbon dioxide into the atmosphere each year which is 0.001% of the world's 36,000,000,000 metric tonnes

£60 to 360 million Cost for Jersey to go "Carbon Neutral"

- All new cars will have to be electrically powered (£17,000 to £40,000+) plus costs to install electric charging stations across Jersey (Cost/station times x # of stations will be significant)
- The need to strengthen car parks - may not be able to handle the added weight of electric cars;
- Houses will require wall and roof insulation (35,000 homes at £12,000/home, totalling £420 million), all house heating and cooking systems using oil or gas must be removed and replaced (
- All processed food produced outside of the island will need to have the carbon value of its production included.
- Council for Climate Change annual administration costs
- Social cost - Travel to and from the island by air and sea will also need to be curtailed.
- Safety concerns from electric car "blow-up" fire concerns

Global Warming and CO₂

Climate Crisis Realities: Implementation Concerns

What does “the Science” really say about the “Climate Crisis” due to CO₂?

What are the actual costs to the Jersey Government and Jersey citizens?

What are the transition implications of going “Carbon Neutral” and is it doable?

What are realistic and cost-effective electric supply options?

What is the rest of the world’s governments doing (recent trends)?

Global Warming and CO₂

Climate Crisis: Myth vs Reality

“The Science” Doesn’t Support a CO₂ Climate Crisis:

More CO₂ is good

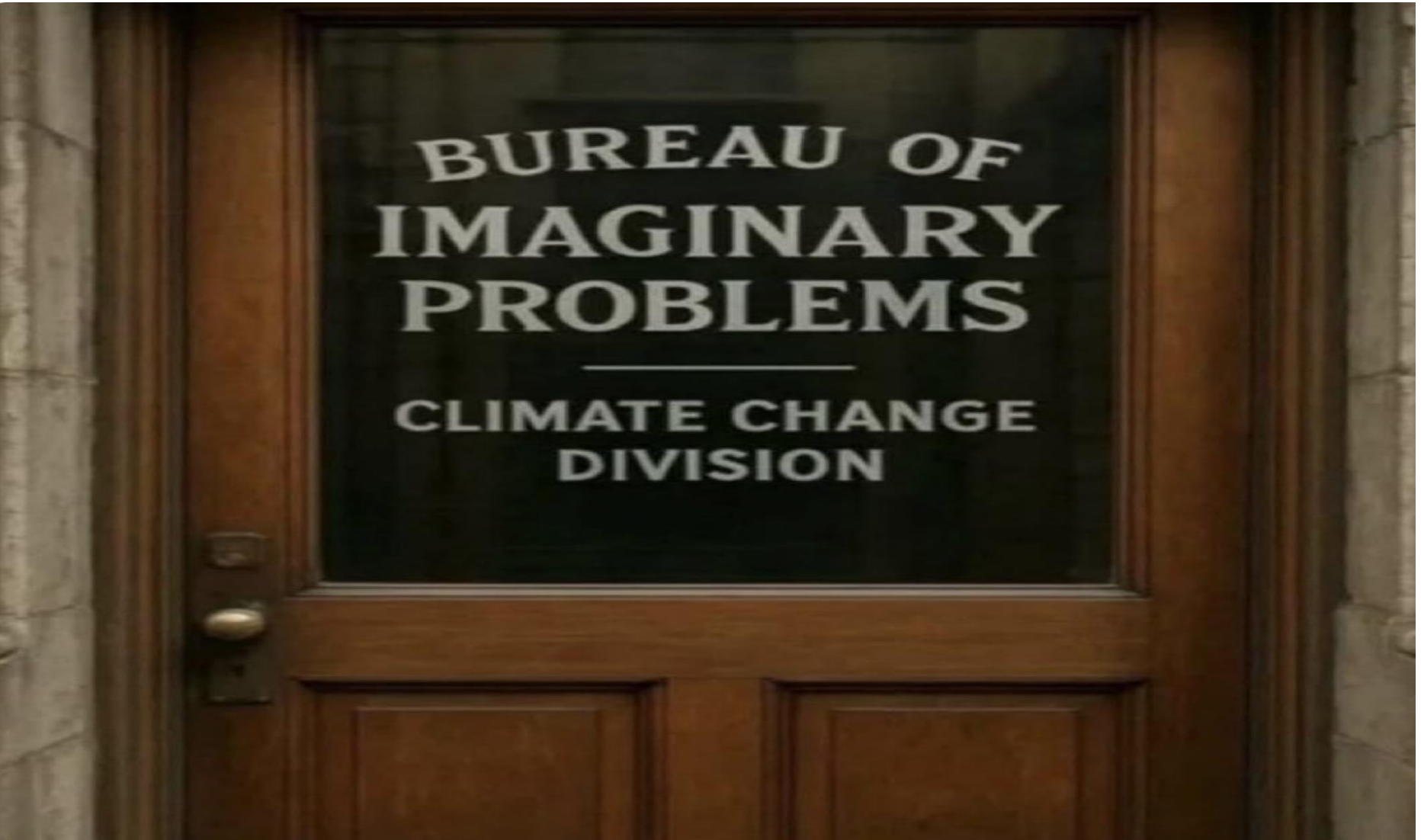
Warmer temperatures are good

Global Warming is not caused by increased CO₂

We are not in a “Climate Crisis”

[Climate "Science" | Dr. Richard Lindzen | EP 320 - YouTube](#)

Are warmer temperatures and higher CO₂ levels causing a climate crisis?

A photograph of a dark wood door with a large glass panel. The text on the glass panel is white and reads: "BUREAU OF IMAGINARY PROBLEMS" in large, bold, serif capital letters. Below this, a thin horizontal line separates the text from "CLIMATE CHANGE DIVISION" in smaller, bold, serif capital letters. The door is set in a stone wall.

BUREAU OF
IMAGINARY
PROBLEMS
—
CLIMATE CHANGE
DIVISION

[False Climate report: News about Media Doing 'damage Control' As Widely Reported Study ... Climate Scam Explanation](https://www.facebook.com/share/v/14PYv1fEJhD/?mibextid=wwXlfr) <https://www.facebook.com/share/v/14PYv1fEJhD/?mibextid=wwXlfr>

Global Warming and CO₂ 1) "The Science"

1+C Increase in World Temperatures is Catastrophic: Myth vs Reality

Reality - Warming of a Few Degrees C is Good

- Changing temperature is a natural phenomenon that has occurred throughout the Earth's history and was much higher than at the present time.

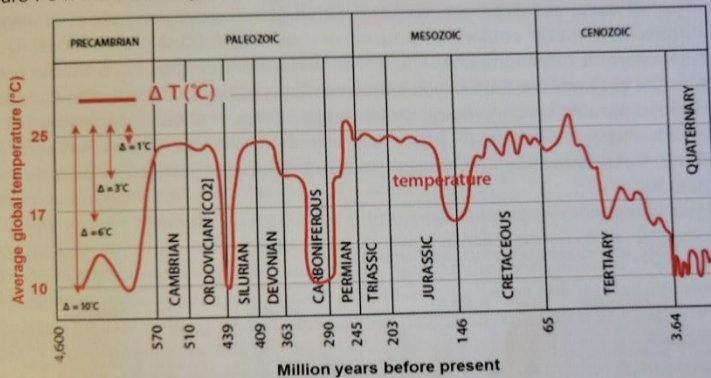
Earth's Temperature History

Temperature –Driven Cultural Advances and Retreats.

Temperature — A Question of Degree

45

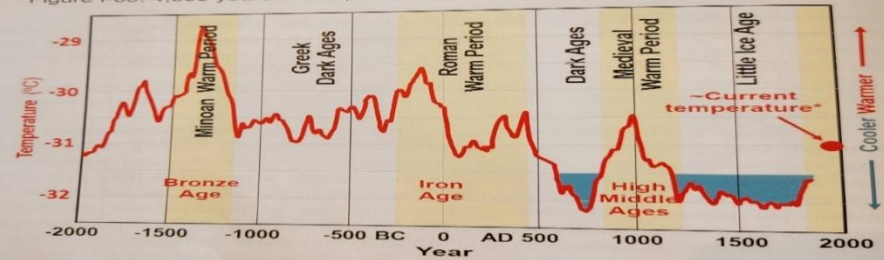
Figure I-34: Four billion years of temperature data



52

Inconvenient Facts

Figure I-39: 4,000 years of temperature-driven cultural advances and retreats



As we saw earlier, scientific measurements from ice and sediment cores indicate that the Minoan Warm Period was much hotter than today. This Inconvenient Fact is supported by historical documentation such as the growing of millet as far as Scandinavia—an activity that occurs today only in tropical or subtropical regions.

- Historically, mankind thrived under warmer temperatures than today.
- Significantly more people have died related to cold versus warm temperatures.
- Climate-related disaster deaths have decreased by 98% over the last century.
- 60,000 years ago, Jersey's sea levels were 100m lower than today

Global Warming and CO₂ 1) “The Science”

365 years of temperature data from central England, the world's longest-running climate record, show no trend

Despite a six-fold rise in population and a surge in CO₂, January temperatures have barely shifted since 1600. Likewise for July, the hottest month of the year, temperatures are virtually unchanged.

Even during the coal-fired Industrial Revolution there was no sudden spike. The warmest winters on record occurred in the 1700s, the 1800s, and the early 1900s, long before modern emissions.

Any warming appears slow and natural, with the slight modern uptick likely linked to two factors:

- 1) the urban heat island effect, and
- 2) 2) Earth's gradual recovery from the Little Ice Age.

If carbon dioxide truly controlled the climate, the CET record would shoot upward on the right. It does not.

<https://x.com/i/status/2035370856583409820>

Global Warming and CO₂: 1) The Science

Mankind's emissions are the cause of the CO₂ atmospheric change: Myth vs Reality

Reality - Natural events impact the changing atmosphere

Hunga Tunga Ha'apai Volcano Impacts Global Atmosphere

The eruption of the Hunga Tonga-Hunga Ha'apai volcano 490 feet under the waves on January 15, 2022, blasted an enormous amount of water and volcanic gases into the sky, higher than any other eruption in the satellite era. This underwater explosion sent 146 million tons of water from the South Pacific Ocean into the stratosphere.^[60] changing the water composition of Earth's atmosphere and potentially heating it up *for years*. In just a few days, the superheated water from the Hunga Tonga eruption blanketed the entire globe, pole to pole, East to West. It caused the most intense atmospheric explosion ever recorded by modern instruments.

The amount of water vapor ejected was 10 percent of the stratosphere's typical stock.^[61] It was enough to temporarily warm the surface of Earth. It is estimated that an excess of water vapour should remain for 5–10 years.^[59] Hunga's eruption broke all records for injection of *water vapor*—the most powerful greenhouse gas—into the atmosphere. [NASA](#)

[Bing Videos](#) Hunga Tunga satellite view

[A volcanic eruption sent enough water vapor into the stratosphere to cause a rapid change in chemistry - NOAA Research](#)

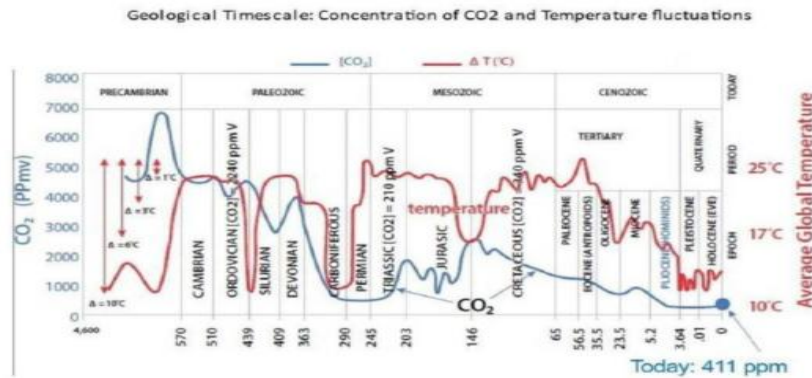
Reference [witnessed](#) 1816, the year without a summer

Global Warming and CO₂ 1) "The Science"

Climate Crisis due to Added CO₂: Myth vs Reality

Reality – CO₂ is not the Major Cause of Global Warming

- Over geologic time, global temperatures changed independently of changing CO₂ levels, which have generally been decreasing over the last 150 million years.
- Under glaciation periods, CO₂ increases in response to temperature increases (650 to 6000 years after) and therefore does not cause these temperature increases.



1 - Analysis of the Temperature Oscillations in Geological Eras by Dr. C. R. Scotese © 2002. J. Ruddiman, W.F. 2001. Earth's Climate: past and future W.H. Freeman & Sons, New York, NY. 3 - Mark Pagan et al. Marked Decline in Atmospheric Carbon Dioxide Concentrations During the Paleocene, Science; Vol. 309, No. 5734; pp. 600-603; 22 July 2005; corrected on 07 July 2008 [CO₂: Ordovician Period].

Reconstructed atmospheric carbon dioxide concentrations (Berner, 2001) & global mean surface temperature (Scotese, 1999) over the last 550 million years

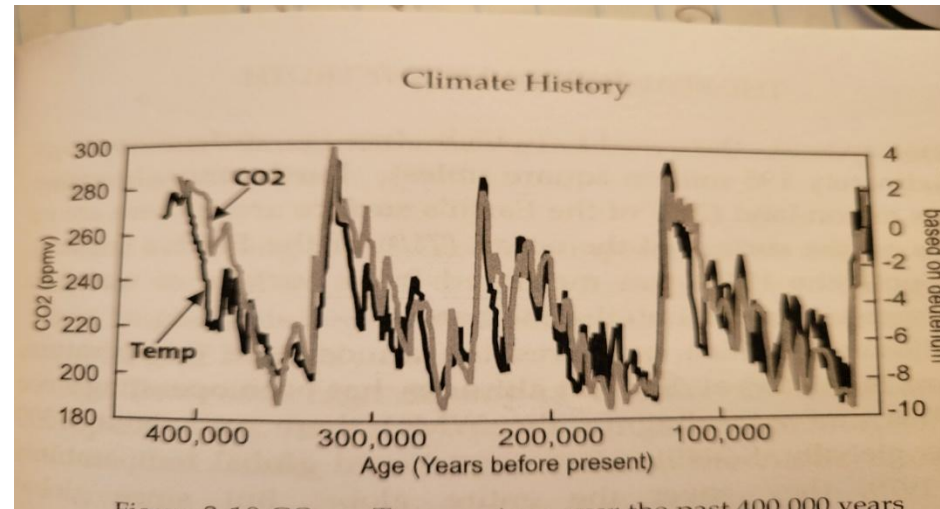


Figure 9.10 CO₂ and temperature over the past 400,000 years

- Many factors impact climate, the biggest factor being the Sun.
- Solar activity and climate changes closely correlate.
- The rate of glacier shortening and ice melting and sea level rise has remained constant since 1825 and has not been impacted by recent, higher CO₂ levels.

Global Warming and CO₂ 1) “The Science”

Climate Crisis due to Added CO₂: Myth vs Reality

Henry’s Law explains why warmer temperatures cause higher CO₂ levels and not the other way around, as is claimed by those supporting a CO₂ driven climate crisis.

Henry’s Law states that, at a constant pressure, the amount of gas that dissolves in a liquid is proportional to the partial pressure of that gas above the liquid. Henry’s Law itself is about pressure, but **the Henry’s Law constant is temperature-dependent**.

In practice, **warming fluids hold less gas. This is well-established physical chemistry.**

This principle is **uncontroversial** and accepted by physical chemists, oceanographers and climate scientists.

Temperature effect is important in understanding the warming ocean’s release of CO₂

- As temperature increases, the solubility of most gases in liquids decreases.
- Warm water holds less dissolved gas than cold water. Cold oceans can hold more CO₂
- Warm oceans release CO₂ more easily

Why this happens: Gas molecules are only weakly bound in a liquid. When the liquid warms up, molecules move faster and it’s easier for dissolved gas molecules to escape back into the atmosphere

Global Warming and CO₂ 1) "The Science"

Danger of Adding More CO₂: Myth vs Reality

The rate of sea level rise over the past centuries has not increased,

- At the peak of the last ice age, 20,000 years ago, sea levels were 400 feet lower than today.
- As the ice sheets melted, oceans surged upwards, rising at an average of 15 mm per year between 15,000 and 8,000 years ago.
- During 'Meltwater Pulse 1A', seas shot up by 50 feet in just 500 years - a foot per decade as ice sheets collapsed. But by 6,000 years ago, the Great Melt was largely complete.
- Since then, sea levels have been relatively stable. Yet today, we're told to believe that the last few inches are catastrophic and all our fault, not part of the natural cycles that have driven Earth's climate time immemorial.
- That ignores history, data and basic science.
- The rate of rise we've seen over the past centuries is not increasing, according to global tidal gauge data.
- A recent study of 204 tidal gauges worldwide found 95% show no statistical acceleration, and the few that do are explained by local land motion/subsidence - not climate change.

<https://x.com/i/status/2027549315586265239>

Global Warming and CO₂ 1) “The Science”

Danger of Adding More CO₂: Myth vs Reality

Reality - More CO₂ is Good for Life in Our World

Carbon dioxide has two relevant properties: as a creator of food and oxygen, and as a greenhouse gas

- Greenhouse gases keep the world warm; humans could not exist without them..
- CO₂ levels have been more than 10 times higher throughout geologic time.
- CO₂ levels were dropping to a recent low of 180 ppm. A further 30 ppm decline in atmospheric CO₂ would have brought about the end of life on Earth.
- Tests prove that plants grow much better with higher CO₂ levels
- NASA satellite images show the world has been greening with increases in CO₂.
- Crop yields have also improved significantly with increased CO₂.
- The Greenhouse effect of adding more CO₂ is now small. Doubling CO₂ from 400ppm to 800ppm, according to basic physics, is only 0.71 °C of warming. The Earth’s historic temperatures and CO₂ levels back this.
- **Climate models are wrong, significantly overestimating actual climate change**


Global Warming and CO₂ 1) "The Science"

We Are Facing a Climate Crisis: Myth vs Reality

Reality - We Are Not Experiencing or Facing a Climate Crisis

- Extreme weather events show no long-term trend that can be attributed to human influences or CO₂
- Hurricanes, tornadoes, heat waves, droughts, floods, forest fires and ocean acidification are not increasing.
- Polar bear population has been increasing since 1960. Coral reefs have been expanding.
- Since the melting of the North American ice cap, sea level rise has decreased dramatically and has been comparatively stable over the past 6,000 years.

This is what catastrophic sea-level rise actually looks like



- All prior Climate Crisis predictions have been proven to be false
- Projections of future climate-based disasters are based on faulty climate models. There are no reliable climate models that can accurately replicate the past or future predictions

Global Warming and CO₂: 1) “The Science”

Warmer Temperatures and Higher CO₂ are Bad for Mankind and Nature: Myth vs Reality

Warmer temperatures and higher CO₂ are good for mankind and nature

- For most of the last 10,000 years, temperatures were higher than today.
- The Earth has experienced 20 times the present CO₂ levels and life has prospered
- CO₂ is essential to terrestrial and marine life. Increases in CO₂ are beneficial and result in the creation of surplus food, plus expansion of both vegetation and forestation.
- The Earth is greening with higher CO₂ and beneficial to humans; crops harvested worldwide have increased dramatically.
- Mankind has historically prospered in up to 2°C+ higher average temperatures than today but did poorly under colder temperatures
- Significantly more deaths occurred under colder temperatures than warm temperatures.
- The polar bear population has been increasing since 1960. Coral reefs have been expanding.
- Extreme weather events show no long-term trend that can be attributed to human influences or CO₂
- Hurricanes, tornadoes, heat waves, forest fires and ocean acidification are not increasing.
- Projections of future climate-based disasters are based on faulty climate models. There are no reliable climate models that can accurately replicate the past or predict the future.¹⁶

Global Warming and CO₂: 1) “The Science”

Scientists State Mankind’s Emissions of CO₂ are Causing a Climate Crisis: Myth vs Reality

*There is consensus that temperatures have been and are increasing and that mankind has increased CO₂ levels. However, **there is no consensus regarding the degree to which mankind’s CO₂ emissions are impacting temperatures or that this is causing a climate crisis.***

A large and increasing number of world-renowned scientists speak out against this, including:

Dr. John Christy, professor of Atmospheric Science, Director of Earth System Science Center U. of Alabama

Dr. John F. Clauser has degrees from Caltech and Columbia Universities, a Nobel Prize winner in science

Dr. Judith Curry climatologist, former chair Earth and Atmospheric Sciences Georgia Institute of Technology

Dr. Ivar Giaever professor emeritus at the Rensselaer Polytechnic Institute, Nobel Prize in Physics

Dr. William Happer, Physics professor Emeritus, Princeton Univ., atomic physics, optics, spectroscopy

Dr. Steven Koonin theoretical physicist, and former director Center for Urban Science at New York Univ.

Dr. Richard Lindzen MIT atmospheric physicist on the dynamics of atmosphere and ozone photochemistry

Dr. Patrick Moore, ecologist, UBC, co-founder of Greenpeace

Dr S. Fred Singer, Atmospheric physicist, professor emeritus of environmental science, U. of Virginia

2000+ Scientists sign World Climate Declaration: THERE IS NO CLIMATE EMERGENCY stating: i) natural as well as anthropogenic factors cause warming; ii) warming is far slower than predicted; iii) climate policy relies on inadequate models; iv) CO₂ is plant food, the basis of all life on Earth; v) Global warming has not increased natural disasters; vi) Climate policy must respect scientific and economic realities

https://youtu.be/P_nH1BAfDhs?si=OVxNpHIBiUNkX2ot <https://principia-scientific.com/46-climate-change-denying-statements-made-by-former-ipcc-scientists/>

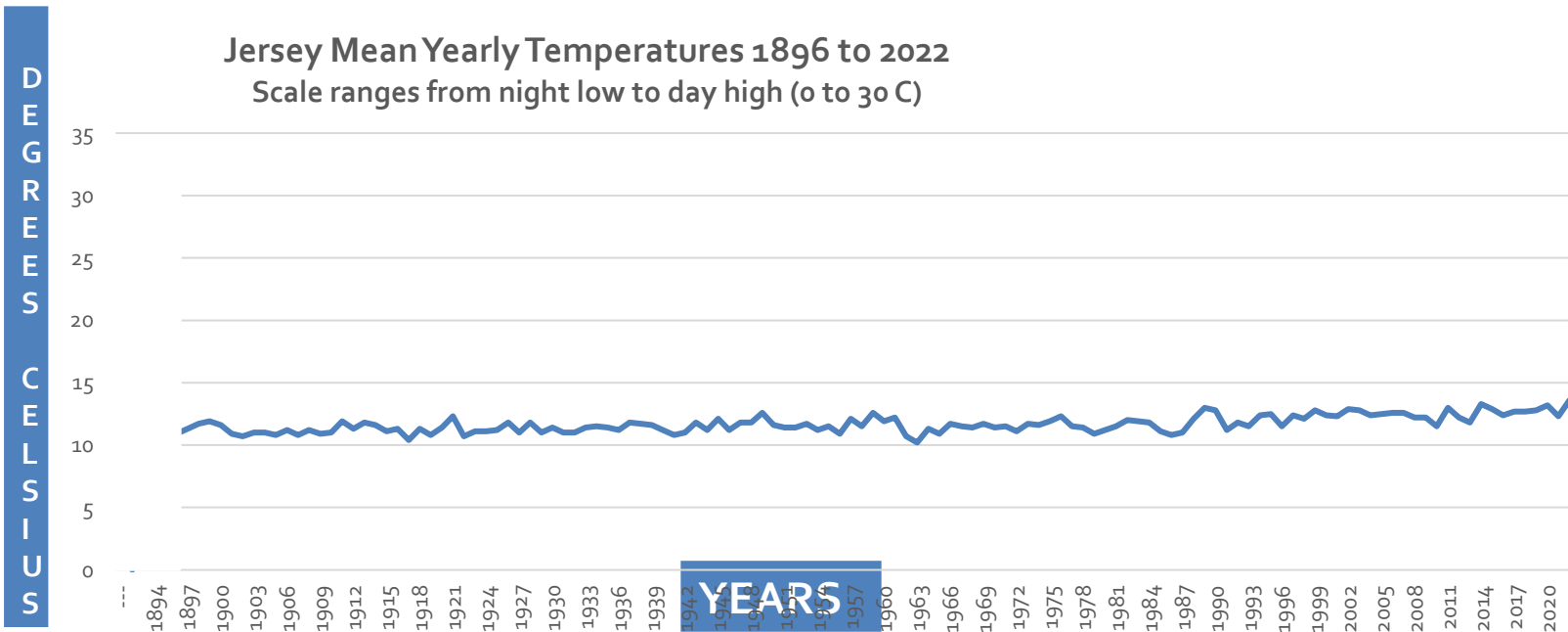
Many governments are also moving away from or delaying carbon-neutral implementation

Global Warming and CO₂: 2) Jersey Impact

We Should Be Concerned With Jersey's Rising Temperature: Myth vs Reality

Jersey's mean temperature since 1894 has changed by only 1.5 °C

- Jersey's annual average air temperatures taken from the Maison St. Louis Observatory and recorded from the same site since 1894, show about a 1.5 °C increase over the last 128 years. Summer days to winter nights vary by over 30C. At these rates, the impact on Jersey temperature over the next 100 years would be about 1 C, but also would require double the added CO₂ from the prior 100 years (if the temperature is driven by added CO₂). Mean temperatures from 1990 on may also have been affected upwards by local conditions, including increasing urban siting and the urban heat island effects.
- Why are we concerned with a 1 to 2 +°C of increasing temperature?



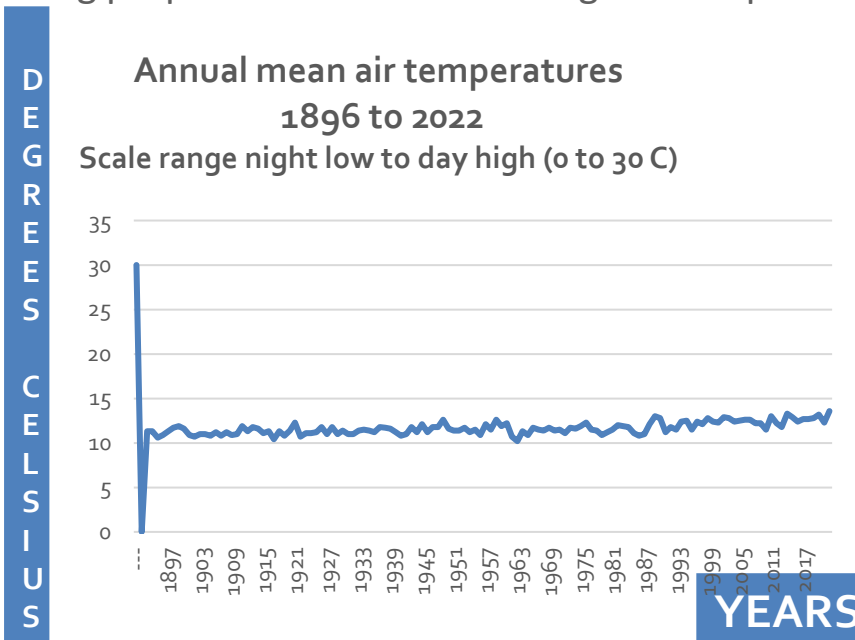
- Reference Jersey Government weather station.

Global Warming and CO₂: 2) Jersey Impact

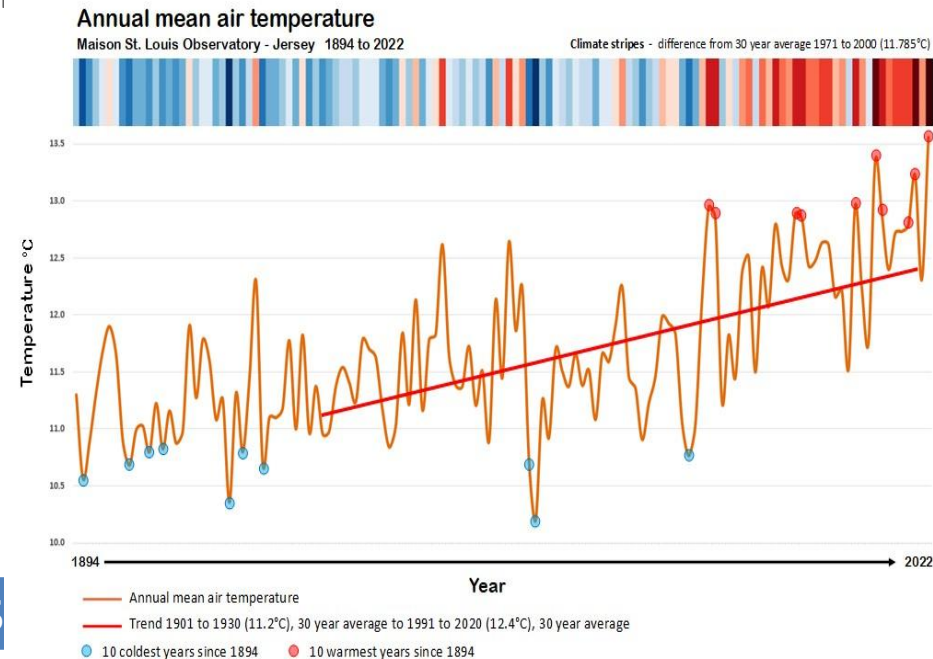
Jersey's Temperature Has Been Rapidly Increasing: Myth vs Reality

The impact of changing scale of graphs can be very misleading. Scale time and range matters

- These graphs have the exact same data gathered from the Jersey Government weather station
- However, the scales are different with the left graph ranging from 0 °C to 30 °C, which are day-to-night seasonal ranges experienced in Jersey; the right graph, obtained from the Meteorology Department – Jersey Met., ranges from only 10 °C to 13.5 °C, visually magnifying these changes
- Scales chosen can magnify change and mislead the viewer
- Picking proper scales to allow changes to be put in perspective is very important



Reference data from the Jersey Gov. weather station



Reference graph from Jersey Met.

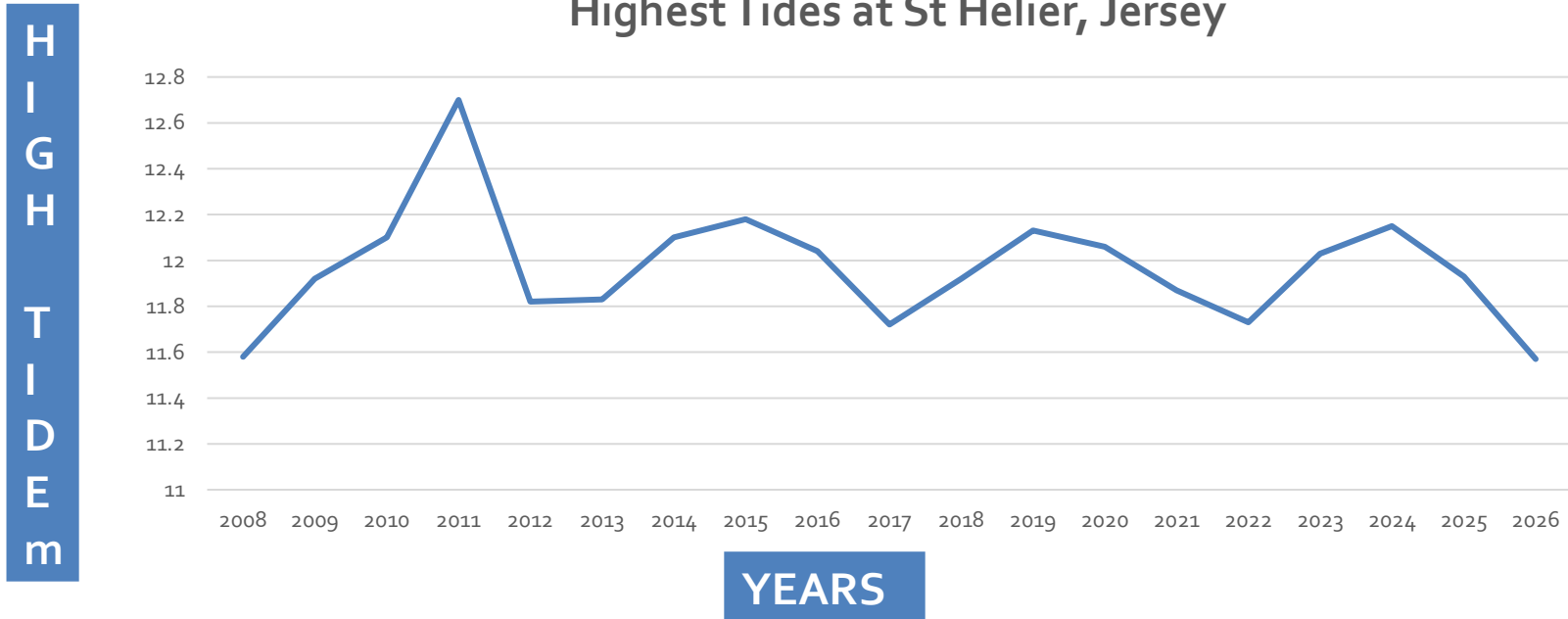
Global Warming and CO₂: 2) Jersey Impact

Jersey Should Be Concerned With Rising Sea Levels: Myth vs Reality

Minimal change in high tide sea levels since recording tide levels began in 2008

- If sea level changes impact Jersey, this will show up during high tide periods.
- Records of tidal ranges since 2008 show high tidal ranges have shown little variance since 2008, with the exception of 0.5 m higher in 2011. Any ongoing increases are small and manageable.
- Recent, available records of high tide levels in Jersey do not show any rise in high tide levels over this 18-year (plus forecast next 4-year) period. Jersey high tide data is not available prior to 2008
- . 60,000 years ago, the Jersey sea levels were 100m lower than today

Highest Tides at St Helier, Jersey



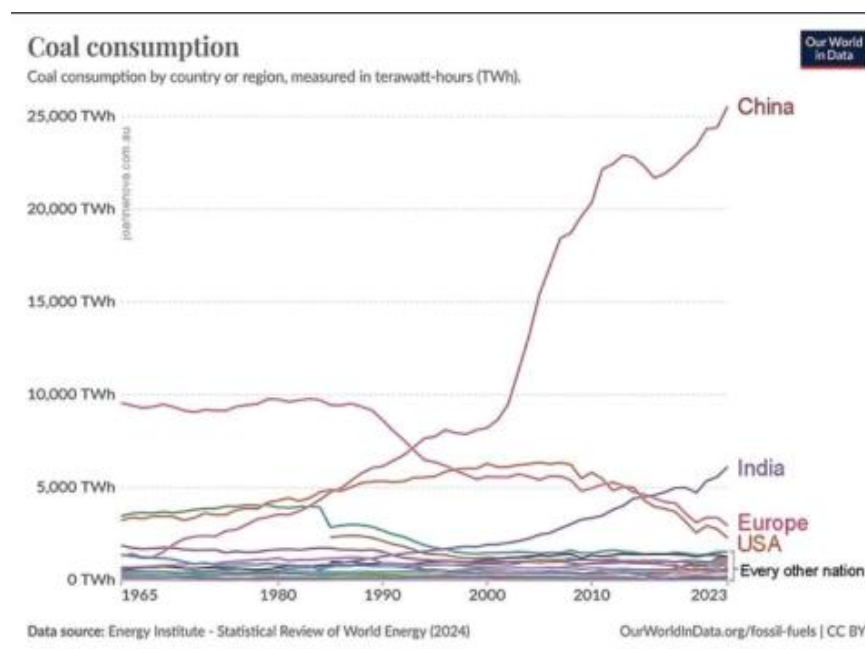
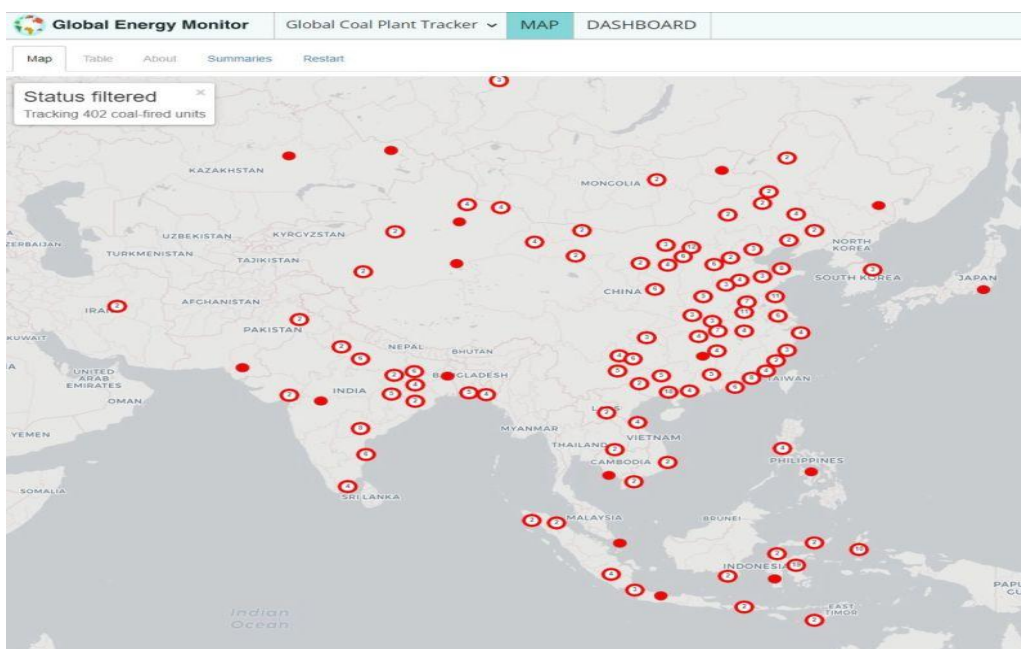
Global Warming and CO₂: 2) Jersey Impact

Reducing Jersey's CO₂ Emissions Levels Makes a Difference: Myth vs Reality

Asian countries' increase in CO₂ emissions make Jersey's 0.007% reductions irrelevant

SE Asia Coal Power Plants Under Construction 2023

World Coal Consumption by Country



Other 3rd world countries are also increasing coal burning for electricity use to meet energy needs

The International Energy Agency 2022 Coal Report documented that in 2021–22 global coal demand increased 3.2% and for the first time passed 8 billion tons. Coal use in electricity generation is globally at an all-time high.

https://open.substack.com/pub/robertbryce/p/the-iron-law-of-electricity-strikes?r=ukert&utm_campaign=post&utm_medium=email

<https://www.heritage.org/global-politics/commentary/china-abandons-paris-agreement-making-us-efforts-painful-and-pointless>

<https://co2coalition.org/2024/10/14/western-households-sacrifice-as-asians-splurge-on-coal/>

[Trump's Withdrawal From Collapsing Climate Narrative](#)

Global Warming and CO₂: 2) Jersey Impact

Jersey Going “Carbon Neutral” is important: Myth vs Reality

Jersey’s going “Carbon Neutral” makes no global impact

It is estimated that Jersey pumps 403,000 metric tonnes of carbon dioxide into the atmosphere each year. However, the world population produces 36,000,000,000 metric tonnes each year, with China now being the biggest emitter with about 10 billion metric tons. (Government of Jersey sourced information). **Jersey’s going Carbon Neutral will reduce the world’s carbon emissions by .001% making no difference, but with significant costs**

Before proceeding, the Minister for the Environment should outline the precise ‘social, environmental and economic benefits’ that Jersey will experience as a result of being carbon-free by 2050 and the full costs and associated hardships to do so.

Global Warming and CO2: 2) Jersey Impact

Jersey Going “Carbon Neutral” is important: Myth vs Reality

What is the Jersey Government’s Climate Emergency Investment Plan?

Is spending £35 million over the next 5 years “Value for Money”? Will it make any difference?

£ 3

Climate Emergency Fund				
	2023	2024	2025	2026
£'000	Estimate	Estimate	Estimate	Estimate
Opening Balance	7,998	5,348	2,486	1,585
Transfer from the Consolidated Fund	4,400	4,400	4,400	4,400
Income	-	-	-	-
Expenditure, of which;	(7,050)	(7,262)	(5,301)	(5,900)
- Policy Development	(300)	(300)	(300)	(300)
- Carbon Neutral Initiatives	(6,325)	(6,577)	(5,001)	(5,600)
- Biodiversity Crisis Initiatives	(425)	(385)	-	-
Closing Balance	5,348	2,486	1,585	85

Table 47: Climate Emergency Fund

- Reference: Jersey 2022 Government Plan
- Note Proposed Budget (Government Plan 2025 – 2028) shows 2025 to 2028 expenditures £21 MM
- **The 2025 budget has £19 million for a “Climate Emergency Fund, but there is no “Climate Emergency” in Jersey**

Global Warming and CO₂: 3) Cost Considerations

Jersey Going “Carbon Neutral” is important: Myth vs Reality

Considerable costs for the Jersey public to bear if we are to become carbon neutral by 2050.

- All new cars will have to be electric-powered (£17,000 to £40,000+)
- Costs to install electric charging stations across Jersey (Cost/station times x # of stations will be significant)
- The need to strengthen car parks as they may not be able to handle the added weight of electric cars;
- Houses will require wall and roof insulation (35,000 homes at £12,000/home totaling £420 million),
- All house heating and cooking systems using oil or gas must be removed and replaced (£12,500 to £25,000+)
- All processed food produced outside of the island will need to have the carbon value of its production included.
- Council for Climate Change annual administration costs
- Social cost – Travel to and from the island by air and sea will also need to be curtailed.
- Lord Hammond, former UK Chancellor, states that there are significant true costs (£1 trillion) for the UK to go “Carbon Neutral” and the inevitable consequence of slower rising living standards

[https://www.telegraph.co.uk/politics/2023/07/29/tory-pms-systematically-dishonest-1-trillion-cost-net-zero/;](https://www.telegraph.co.uk/politics/2023/07/29/tory-pms-systematically-dishonest-1-trillion-cost-net-zero/)

- Electric car “blow-up” safety concerns also need to be addressed (recent car ferry sinking, etc.)
- The dominant requirement to source supplies from China (supply and cost risks)
- Jersey’s overall cost has been estimated at between £60 million and £360 million. This may be low. Achieving this ambition of carbon neutrality will mean serious tax increases (2022 Fiscal Study Group)

Global Warming and CO₂: 3) Cost Considerations

Jersey going “Carbon Neutral” adds value for money and makes a difference: Myth vs Reality

Jersey going “Carbon Neutral” does not add value for money nor make any difference

- The 2023 Jersey Government Plan (2023 – 2027) budgeted £30.5 million over the next 5 years to go “Carbon Neutral”.
- Jersey 2022 CO₂ amounts to 403,000 metric tonnes. Emissions globally are 36 billion tonnes. (Jersey States Environment Department Source). ~ On this basis, Jersey accounts for only 0.001% of global emissions.
- Jersey going “Carbon Neutral” would have a negligible impact on worldwide CO₂ emissions levels and make no difference.
- Based on recent, recorded temperature and tidal trends, changes in the next 100+ years in Jersey are small and manageable
 - Impact of temperature changes is likely about 1° C (not a concern)
 - Given no material high tide rises over the last 14 years, plus low global rate rises, the impact of sea level rise is also not a significant concern. Any likely potential rise over the next 100 years is manageable.
- Spending valuable funds on ongoing “Carbon Neutral” can be better invested elsewhere.

Global Warming and CO₂: 3) Cost Considerations

Jersey going “Carbon Neutral” adds value for money and makes a difference: Myth vs Reality

A full cost/benefit analysis and debate is needed

The Fiscal Policy Panel, which is a group of independent economists from the UK who are charged with assessing Jersey's economic future, made it very clear in their annual report last year that “the Climate Emergency Fund will not be sufficient to finance the transition to Net Zero. “The funding strategy will need to consider the careful use of both taxes and expenditure to create the right economic incentive to deliver Net Zero.”

CONCLUSION:

The Jersey Minister for the Environment should outline in clear terms the anticipated full costs and precise social, environmental and economic benefits and changes, along with related hardships, that Jersey will experience as a result of going carbon-neutral by 2050. A full cost/benefit analysis of this initiative should be provided and debated before proceeding further

Global Warming and CO₂: 4) Global Trends

There is a global political need for Jersey to go "Carbon Neutral" : Myth vs Reality

There is an increasing lack of political support for "Carbon Neutral" plans

"a ridiculously small contribution to global warming. they would rise up against the plan. I think politicians in the UK are beginning to realize that and are getting lukewarm about it"

There is clear evidence, from reading the daily UK newspapers and listening to news bulletins on radio and television, that there is a growing unease about Britain's plans to be carbon-neutral by 2050. Many in the UK parties are now realising that achieving carbon neutrality by 2050 will be extremely expensive. The UK public realises that it is going to have to foot the bill. There is a growing backlash against this, which is intensifying.

Recent announcements that Britain has approved a new offshore field development and will be approving more than 100 further drilling licenses in the search for more gas and oil fields in the North Sea off Scotland. By voting against ULEZ (Ultra Low Emissions Zone), voters did not necessarily reject net zero, as ULEZ is ostensibly about air quality, not global warming. The by-election hung on an environmental question. The eco side lost.

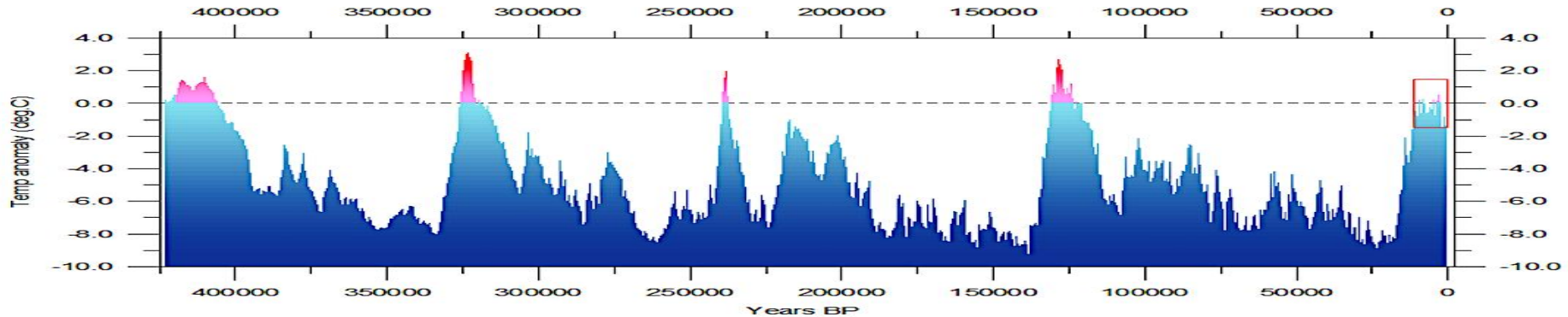
"If I buy an electric car, the cheapest family-sized model that can go a reasonable distance and climb a hill begins at around £27,000; solar panels are about £7,000; an air-source heat pump £2000-£9,000; insulation of the house to make the pump worthwhile over £2,000; and all this during a cost-of-living squeeze. As laws and targets gradually push net zero from lifestyle choice to mandate, it shifts from "nice idea" to "you must be joking"²⁷

Global Warming and CO₂: 4) Global Trends

There is a global political need for Jersey to go "Carbon Neutral" : Myth vs Reality

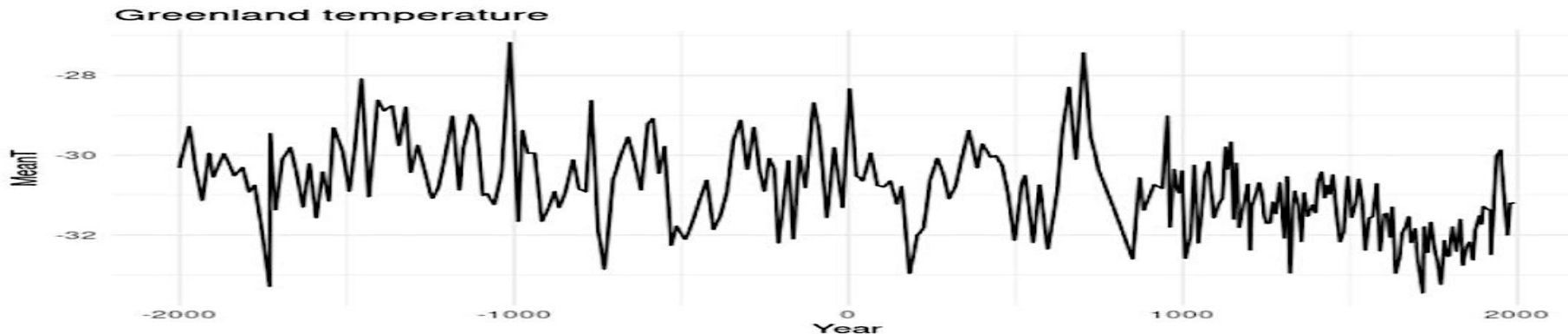
Statistics Norway Recent Government Report Findings

Figure B2. Reconstructed temperatures over the last 420,000 years



Reconstructed global temperature based on the Vostok ice core from the Antarctica. The horizontal line indicates the modern temperature level. The red square to the right indicates the time interval shown in greater detail in <https://www.climate4you.com/>

Figure B4. Reconstructed temperatures from Greenland, 2000 BC to 2000 AD



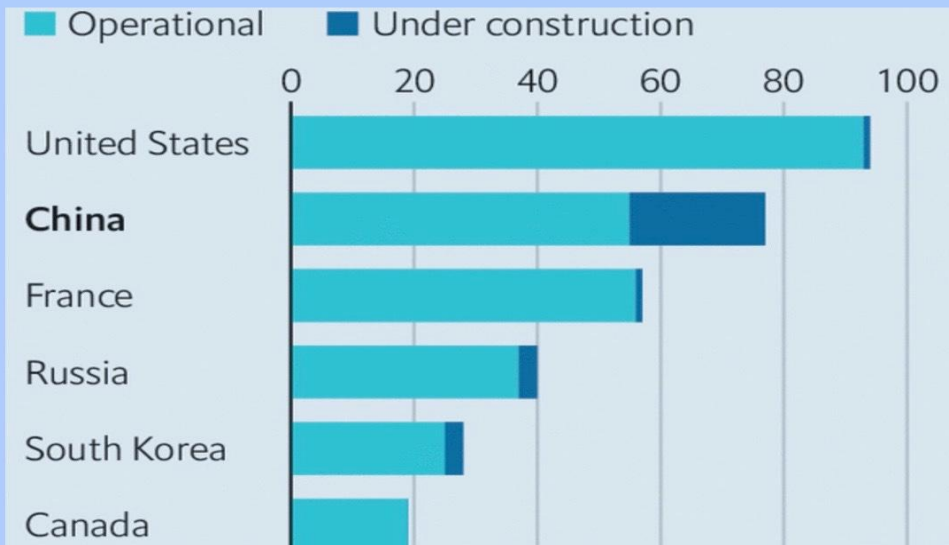
Global Warming and CO₂: 4) Global Trends

There is a global political need for Jersey to go “Carbon Neutral” : Myth vs Reality

Statistics Norway Recent Government Report Findings

The way forward in replacing oil is natural gas plus nuclear.

The West Is Losing The Nuclear Race To China. It's Time To Get Serious About Deploying New Nuclear Capacity



Reactors that are operational & under construction

- China is building 22 reactors
- US is completing 1 reactor (Vogtle 4)
- China plans to build 10 more reactors
- China can build 8 to 10 reactors/year
- Building Vogtle 3&4 took 14 years
- Olkiluoto 3 took 18 years

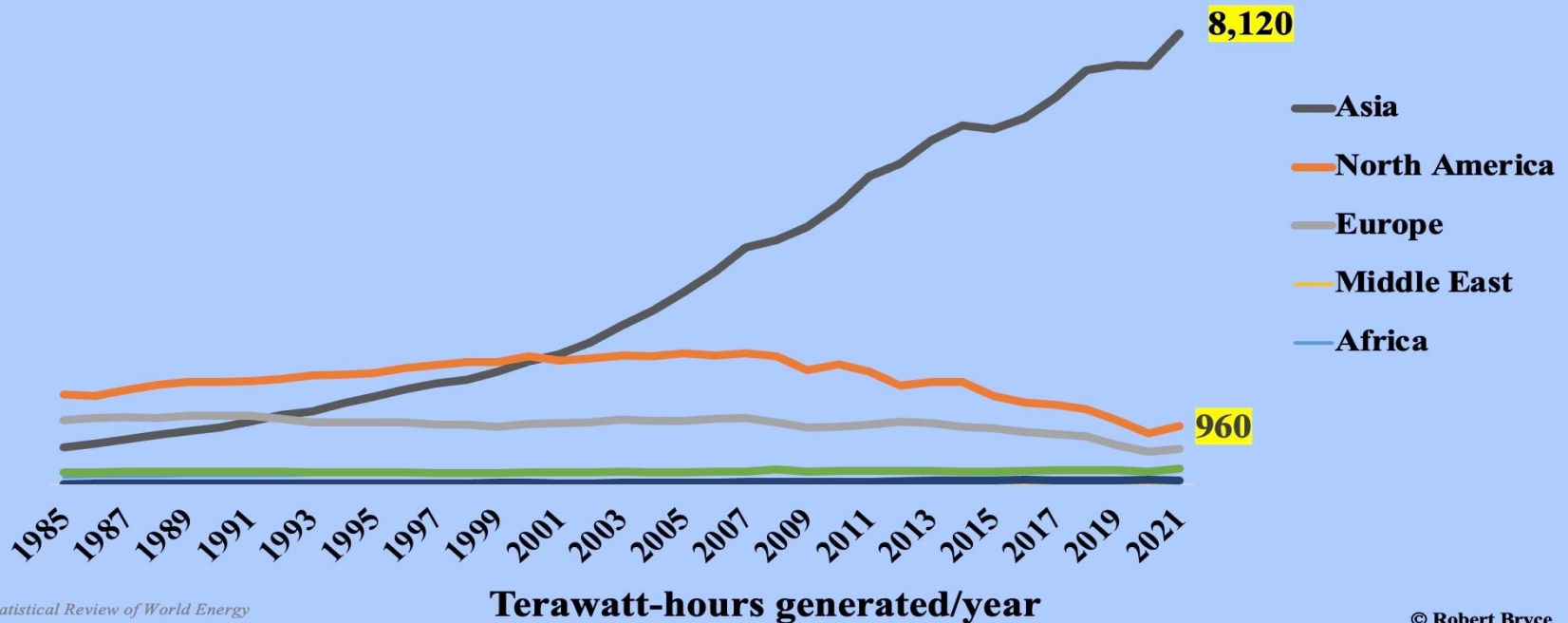
Global Warming and CO₂: 4) Global Trends

There is a global political need for Jersey to go "Carbon Neutral" : Myth vs Reality

Statistics Norway Recent Government Report Findings

Coal use is declining in the US and Europe. In Asia, it's soaring. India and China are burning record amounts of coal. Reuters recently reported India plans to add 17 gigawatts of new coal-fired capacity over the next 16 months.

What Energy Transition? Global Coal-Fired Generation By Region, 1985 to 2022



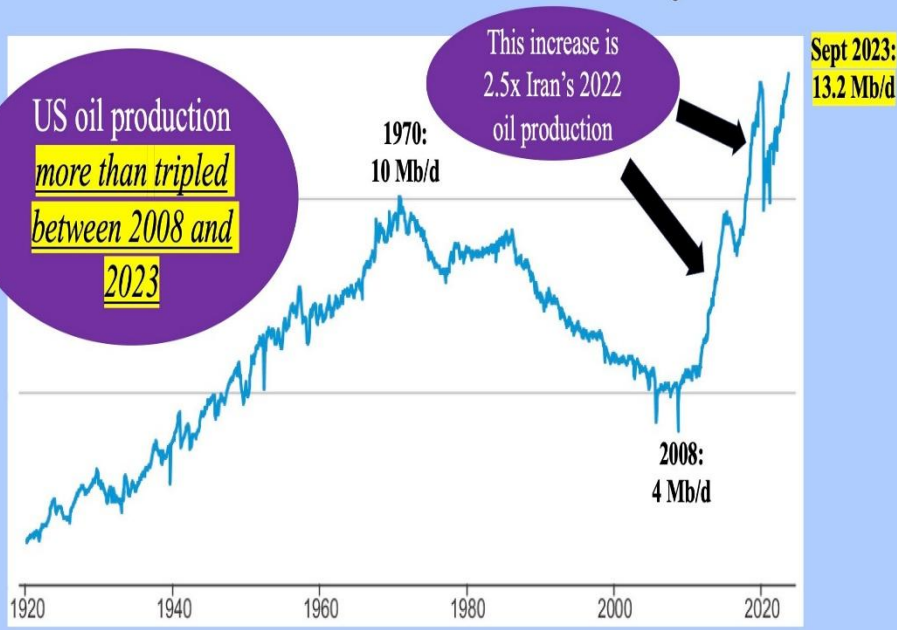
Global Warming and CO₂: 4) Global Trends

There is a global political need for Jersey to go "Carbon Neutral" : Myth vs Reality

Statistics Norway Recent Government Report Findings

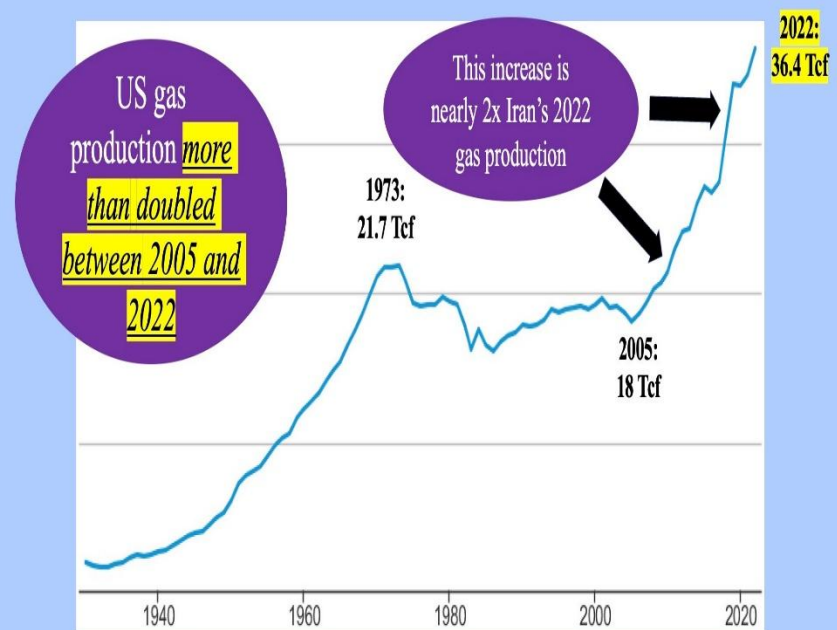
With Russian gas off the table, US natural gas has real geo-strategic significance. Two-thirds of US LNG exports are now going to Europe. And US gas production is going to continue growing, particularly in the Permian Basin. The oil-shale development impact in US

US Oil Production Is Setting New Records: 13.2 Million Barrels/Day



Domestic Oil Production, 1920 to September 2023

US Nat Gas Output Is Also Setting Records: 36.4 Trillion Cubic Feet In 2022



Domestic Dry Gas Production, 1930 to 2022

Global Warming and CO₂: 4) Global Trends

There is a global political need for Jersey to go “Carbon Neutral” : Myth vs Reality

Statistics Norway recent Government report findings

- The government agency, Statistics Norway, recently released a [report](#) that concludes that *the effect of man-made CO₂ emissions does not appear to be sufficiently strong to cause systematic changes in the pattern of temperature fluctuations. our analysis indicates that with the current level of knowledge, it seems impossible to determine how much of the temperature increase is due to emissions of CO₂*
- The report looks at the last 400,000+ years of Earth’s climate history: *The preceding four interglacial periods are seen at about 125,000, 280,000, 325,000 and 415,000 years before now, with much longer glacial periods in between. All four previous interglacial periods are seen to be warmer than the present. The typical length of a glacial period is about 100,000 years, while an interglacial period typically lasts for about 10-15,000 years. The present interglacial period has now lasted about 11,600 years. Similarly, on the time scale of recent millennia, current temperatures are nothing unusual: Kobashi et al. (2011) have reconstructed Greenland surface snow temperature variability with a new method that utilizes argon and nitrogen isotopic ratios from occluded air bubbles. These data indicate that warmer temperatures were the norm in the earlier part of the past 4,000 years, including century-long intervals nearly 1°C warmer than the decade (2001-2010).*

Global Warming and CO₂: 4) Global Trends

There is a global political need for Jersey to go “Carbon Neutral” : Myth vs Reality
Statistics Norway Recent Government Report Findings

Therefore, it appears that the current decadal mean temperature in Greenland has not exceeded the envelope of natural variability over the past 4,000 years. During the past 10,000 years, temperatures over long periods were higher than they are today. The warmest phase occurred 4,000 to 8,000 years ago and is known as the Holocene Climate Optimum or the Atlantic Period.

- *It criticizes the models on which climate alarmism is based; there is nothing alarming in the observational record. In the global climate models (GCMs) most of the warming that has taken place since 1950 is attributed to human activity. Historically, however, there have been large climatic variations. Temperature reconstructions indicate that there is a ‘warming’ trend that seems to have been going on for as long as approximately 400 years. Prior to the last 250 years or so, such a trend could only be due to natural causes. The length of the observed time series is consequently of crucial importance for empirically analyzing the pattern of temperature fluctuations and for having any hope of distinguishing natural variations in temperatures from man-made ones.*
- The Norwegians’ defection is important because climate alarmism can survive only if it is deemed an official “consensus,” so that people who point out inconsistent facts can be censored. Once the purported consensus is punctured, it rapidly becomes clear that the Climate Emperor is unclothed,

Global Warming and CO₂: 4) Global Trends

There is a global political need for Jersey to go “Carbon Neutral” : Myth vs Reality

There is an increasing lack of political support for “Carbon Neutral” plans

- **The backlash against net zero is intensifying, not because the UK is a nation of climate-change deniers but because the government thinks the magic solution is to impose expensive and flawed technology such as electric cars and heat pumps on everyone. The difference Jersey would make via net zero is dwarfed and outweighed by the impact of China and the 3rd world continuing to develop.**
- **To put that in its context, China and India send 31% of the world’s greenhouse gases into the atmosphere and the UK, which is 19th on the list of countries that produce these gases, about 1%.**
- **Jersey, which produces about 0.007% of global CO₂, doesn’t even get on the list of the 40 countries, so tiny is our contribution.**
- **The cancellation of the vast windfarm project off the Norfolk coast as it is not financially worth the cost:**
- **China is dominating the EV market and the threat to the security of this dominance in sourcing supplies from China**

<https://www.powerlineblog.com/archives/2023/08/on-energy-finally-some-good-news.php>

[Calgary Herald ePaper](#) The anti-fossil fuel dilemma

Global Warming and CO₂: 4) Global Trends

There is a global political need for Jersey to go "Carbon Neutral" : Myth vs Reality

- 1) Germany set to miss Net Zero target as climate efforts falter [Reuters, 22 August 2023](#)
- 2) Sweden to lift the ban on uranium mining, plans to build 10 nuclear plants [Mining Technology, 21 August 2023](#)
- 3) Net Zero: "Nearly 13 million UK homes skip heating due to energy bill fears" [Energy Live News, 22 August 2023](#)
- 4) Scottish government faces heat pump rebellion over 'exorbitant' bills [The Daily Telegraph, 21 August 2023](#)
- 5) UK Government looking into "watering down" plans for Net Zero EV mandate [GB News, 21 August 2023](#)
- 6) Voters won't accept 'economic destruction' to reach Net Zero [The Daily Telegraph, 20 August 2023](#)
- 7) New Scientist: How worried should we be about climate change? [Net Zero Watch, 23 August 2023](#)
- 8) Coral reefs may have adapted to ocean warming [The Times, 23 August 2023](#)
- 9) Ian O'Doherty: Ireland's bonkers plan to kill cows to save the planet [The Spectator, 20 August 2023](#)
- 10) Will the rising cost of green energy cost US Democrats in next year's elections? [Politico, 22 August 2023](#)
- 11) Dominic Lawson: Most people support the idea of net-zero until they're faced with the prospect of giant turbines or an army of pylons wrecking their views [Daily Mail, 21 August 2023](#)
- 12) The Electric-Vehicle bubble starts to deflate [The Wall Street Journal, 21 August 2023](#)
- 13) Are human beings triggering earthquakes and causing volcanoes? [The Daily Sceptic, 22 August 2023](#)
- 14) Recent Jersey Initiative https://edition.pagesuite.com/infinity/article_popover_share.aspx?guid=6319d212-c1e9-47fd-bb56-5ab8ddf6eac4
- 15) Statistics Norway recently released a report that concludes: *the effect of man-made CO₂ emissions does not appear to be sufficiently strong to cause systematic changes in the pattern of temperature fluctuations*

Global Warming and CO₂: 5) Energy Supply

Solar and wind are cost effective/reliable energy choices for Jersey: Myth vs Reality

Solar and Wind Are Very Poor Energy Choices for Jersey

- Solar and wind can't replace fossil fuels, nuclear, and hydro in electricity generation. Solar and wind generation techniques are costly, need backup, are unreliable and not sufficient.
- **Pursuit of Wind and Solar energy generation does not have the capacity to provide the required world energy needs and replace hydrocarbon energy. *It comes down to the issue of energy density.*** In order to supply the required Quads (a very big #of BTUs) of energy to the world, solar and wind can't do the job (they are basically the lowest on the energy density scale). The energy generated per acre is very, very low.
- **Without subsidies and Government support, wind and solar energy are not economic**
- **Both wind and solar energy are intermittent and need significant backup capacity**
- **Required storage capacity and materials for these batteries are limited, making total energy conversion to wind and solar unattainable**
- **Wind and solar energy have their own environmentally negative impacts, including extensive land space usage and negative visual impact, negative impact on animal life, significant open pit mining implications, limited country supply sourcing (China plus limited other countries for raw material supplies), etc.**
- **There aren't nearly enough required minerals to allow for a complete transition to EV vehicles**

Global Warming and CO₂: 5) Energy Supply

Practical solutions for reliable, cost-effective electricity generation

Affordable, Reliable and Clean: A Scorecard to Assess Competing Energy Sources

- Countries need affordable and reliable energy sources to power their economy, provide prosperous personal living standards and compete with global competitors. They also want to produce and use energy sources in a clean and ecologically healthy environment. These factors are key:
 - 1) **Affordability** ensures consumers can afford the electricity needed for day-to-day lives.
 - 2) **Reliability** ensures electricity is available whenever needed.
 - 3) **Environmental impact/clean** because we all want to be good stewards of our environment
- Seven electrical generation sources. (biomass, coal, hydropower, natural gas, nuclear power, solar power, and wind power) were analysed and scored based on these factors (**affordable, reliable, and clean energy**) resulted in the following ranking of energy options (lowest score for highest ranking)
- Natural Gas 4
- Nuclear 5
- Hydro 7
- Coal 17
- Solar 18
- Biomass 20
- Wind 24

Global Warming and CO₂: 5) Energy Supply

Solar and wind are cost effective/reliable energy choices for Jersey: Myth vs Reality

Pursue cost-effective, realistic energy: not wind and solar

- Continued reliance on obtaining the majority of Jersey's total electric needs from France's nuclear-generated source, which is cost-effective and reliable
- Burning disposable waste does provide a base level Jersey-sourced electricity
- Long-standing electric vehicle vulnerabilities include high input costs, grid inadequacies, issues surrounding cold-weather performance and a skeptical market in which uptake, though pushed, has so far been anemic. Electric vehicle safety (explosion and uncontrolled fire impact) concerns also need to be addressed
- In the future, other sources of energy should be considered, including Jersey tidal and nuclear-sourced electric energy generation
- An economic migration from fossil fuels over time, utilizing cost-effective, reliable energy sources (not present wind and solar options), should be pursued in a realistic, gradual fashion while not impacting the supply cost of electricity. No need to rush to replace the existing electricity contract.
- <https://www.cer-rec.gc.ca/en/data-analysis/energy-markets/market-snapshots/2016/market-snapshot-canadian-tidal-power-capacity-fourth-in-world-with-potential-add-up-7-000-mw-more.html>
- https://edition.pagesuite.com/infinity/article_popover_share.aspx?guid=e7f14e53-b6b4-4e51-b98e-5d5c5ae4df5e
- Limitations of wind farms <https://youtu.be/ogqVE6VFFtI?si=eGew3ldscgir1rKJ>
- [This](#) presentation is an introduction to Thorium as a nuclear fuel.

Global Warming and CO₂: 5) Energy Supply

There is time to make viable energy choice options

Wind and solar energy sources for Jersey are not realistic or cost-effective options at this time

- 1) We have a long-term, low-cost electric supply from France**
- 2) We have some on-site supply from the existing combustion of refuse**
- 3) We had an electric supply source from burning oil, which could be brought back onstream in an environmentally sound way with minimal pollution beyond H₂O and CO₂**
- 4) Mini-nuclear modular reactors can safely supply our electricity needs in a phased approach, as needed**
- 5) New technologies, like tidal energy, continue to develop**
- 6) Offshore wind farms and solar panels are not good options**

Global Warming and CO₂

Climate Crisis: Reality Check

We Need Reasons for Going “Carbon Neutral”

Is there really a “Mankind’s CO₂ Emissions Climate Crisis”?

Who is behind the “Climate Crisis” and why?

What will it cost Jersey to go “Carbon Neutral”

Is it affordable to the State and individuals?

What are the implications of going “Carbon Neutral”

Are the required steps to “Carbon Neutral” doable?

Are renewable energy sources for Jersey realistic today?

Global Warming and CO₂ Climate Crisis – Reality Check

Drivers behind the “CO₂ Climate Crisis”

Who is behind the “Climate Crisis” and the move to “Carbon Neutral”?

Politicians

IPPC, UN, WEF, other environmental groups

Renewable energy and other companies

Why? A Self-Reinforcing Alignment of Perspectives and Interests:

The Media - fear sells <https://www.telegraph.co.uk/news/2023/08/04/net-zeros-dam-has-burst-but-bbc-is-still-papering-over/>

Politicians - political gain

Scientific Institutions - \$\$ pressures

Scientists - \$\$ and position pressures

Activists and NGOs - influence gain

The Public - constant reinforcement of the climate crisis narrative

Global Warming and CO₂

Evaluation Results of Eleven Relevant Questions and Supporting Evidence

1) Is present Global Warming a crisis or a natural phenomenon?

Answer: Global Warming is a natural phenomenon

Present temperature changes are not different from historic temperature changes and the earth is now in one of the coldest periods in its history. There is nothing unusual in today's warming.

2) Are warmer temperatures and higher CO₂ levels causing a climate crisis?

Answer: No, warmer temperatures and CO₂ levels are not causing a climate crisis

Forest fires, hurricanes, tornadoes, heat waves, droughts and other weather-related concerns have not increased with recent higher CO₂ and temperature levels.

3) Are higher CO₂ levels and warmer temperatures good or bad?

Answer: Higher CO₂ and warmer temperatures are good for humans and plants

Plants and crops benefit and grow better with higher CO₂. Mankind has also done better under higher temperatures.

4) Are CO₂ atmosphere levels dangerously high or historically low?

Answer: CO₂ levels are at historically low levels when viewed over geologic time

CO₂ levels have been dropping over the last 150 million years to a recent low of 180 ppm; a further drop of only 30 ppm would have ended all plants and therefore all life on Earth. With mankind's added CO₂ emissions, today's CO₂ level rose to about 415 ppm, which is only 0.0417% of total atmospheric gases. An optimum level for plants would be between 1,000 to 2,000 ppm, but for humans, serious physiological effects begin above 2,000 ppm.

Global Warming and CO₂

Evaluation Results of Eleven Relevant Questions and Supporting Evidence

5) What could have caused changes in CO₂ levels over geologic time?

Answer: Natural events have caused changes in CO₂ over geologic time

Cold oceans and plant life absorb CO₂ and concentrated carbon and CO₂ in limestone, coal, oil and gas deposits. Over geologic time, plate tectonics and volcanoes have added CO₂ at much higher amounts than recent mankind-induced CO₂ emissions and with no negative impact.

6) Is climate change mainly caused by mankind's emissions of CO₂?

Answer: Mankind has increased CO₂ levels, but this is not causing major climate change

Temperatures and climate changed dramatically and well before mankind's recently added CO₂ emissions. Rates of recent temperature increases, glacial retreats and sea level rise have not changed with recent increases in CO₂. During glaciation periods, CO₂ levels changed after temperature changed and therefore could not be causing these specific temperature increases. Oceans cool, then absorb CO₂; oceans warm, then release CO₂. NASA states that climate change occurs because of changes in the Earth's solar orbit.

7) What is the impact of CO₂ on climate warming?

Answer: Additional CO₂ will have a very minimal future impact on temperature

Mankind added CO₂ has had an impact on temperatures, but likely a minor impact overall. Major factors that impact weather and climate include Sun intensity (day and night, seasons), Sun spot activity, ocean currents, clouds, plate tectonics and volcanoes. As CO₂ concentration increases, CO₂ has less and less warming effect; adding more CO₂ has a logarithmically reduced impact.

Global Warming and CO₂

Evaluation Results of Eleven Relevant Questions and Supporting Evidence

8) **Is sea level rise and rate of rise unusual and a major concern?**

Answer: Sea level rise has not changed with higher CO₂, isn't unusual and is manageable

Sea levels have changed significantly over the Earth's entire history. Since the last glacial period the earlier rapid rate of sea level rise has recently reduced as the majority of land ice has already melted. Societies can adapt to the present rate of sea level rise (about 20 cm per 100 years) by implementing managed retreats, accommodating coastal change and protection with sea walls, dune rehabilitation and beach nourishment. There is no evidence that reducing our CO₂ emissions will reduce sea level rise or materially impact temperature.

9) **What about scientists' consensus regarding the man-made Global Warming crisis?**

Answer: The stated scientific consensus is false; many reputable scientists disagree

There is consensus that temperatures have been and are increasing and that mankind has increased CO₂ levels. However, there is no consensus regarding the degree to which mankind's CO₂ emissions are impacting temperatures or that this is causing a climate crisis.

10) **If CO₂ is good and the climate always changes, what about other fossil fuel pollutants and alternative energy adoption?**

Answer: Focus on removing the actual pollutants at refinery levels, engine combustion process levels and at coal burning sites for electricity plants – pursue economic, realistic energy transition replacement options, like small nuclear reactors, over time

11) **What are the negative implications of pursuing a carbon-neutral policy?**

Answer: Overall energy supply, plant life, 3rd world economies and their ability to improve, animal life and the environment (land use, etc.) are all negatively impacted.

The data supporting these findings can be seen in the next section, plus by question, on the link below:

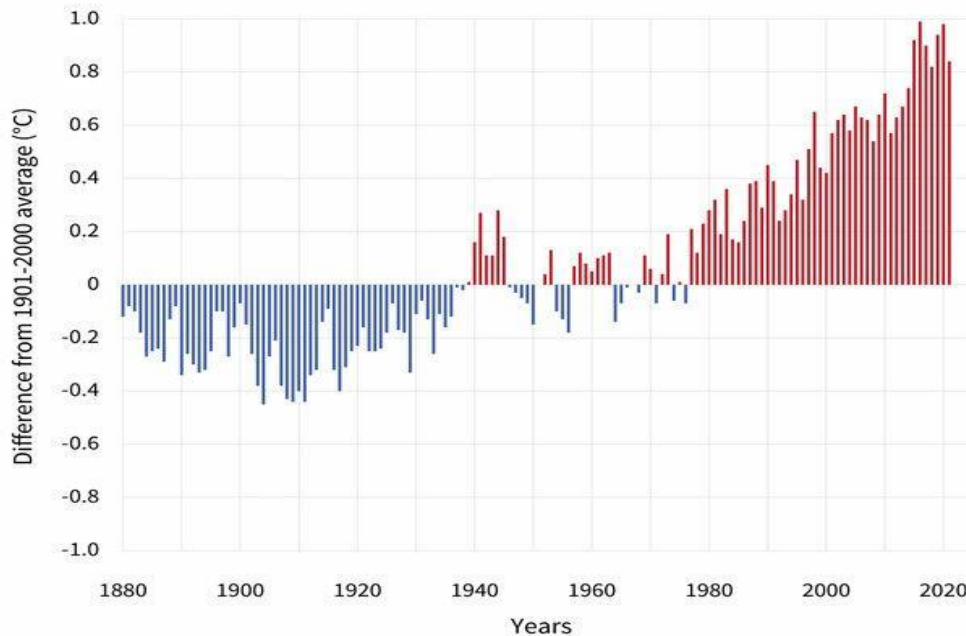
<https://www.dropbox.com/scl/fi/j17geu1io7xrgxxklhay2/Climate-Change-Complete-version.pdf?rlkey=699qaq95xtuxqn7nftb3tp8uf&st=xkxcuslm&dl=0;>

1) Is present Global Warming a man-made or a natural phenomenon?

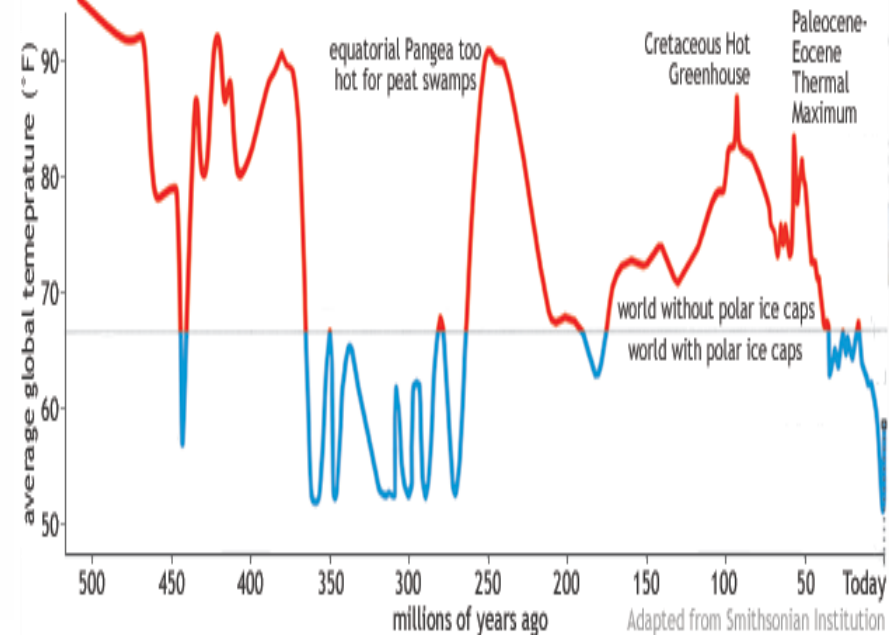
Earth's temperature changed much more over last 500 million years than last 100 years

- Talk of global warming in the media might make people believe that the Earth is rapidly plunging into a hot cauldron of doom, but the truth is that the Earth's temperature has risen less than [1°C in the past 100 years](#).
- The Earth has been much hotter in the past when man-made CO₂ was not a factor in any previous heating events.

GLOBAL AVERAGE SURFACE TEMPERATURE



Estimated global temperature over the last 500 million years

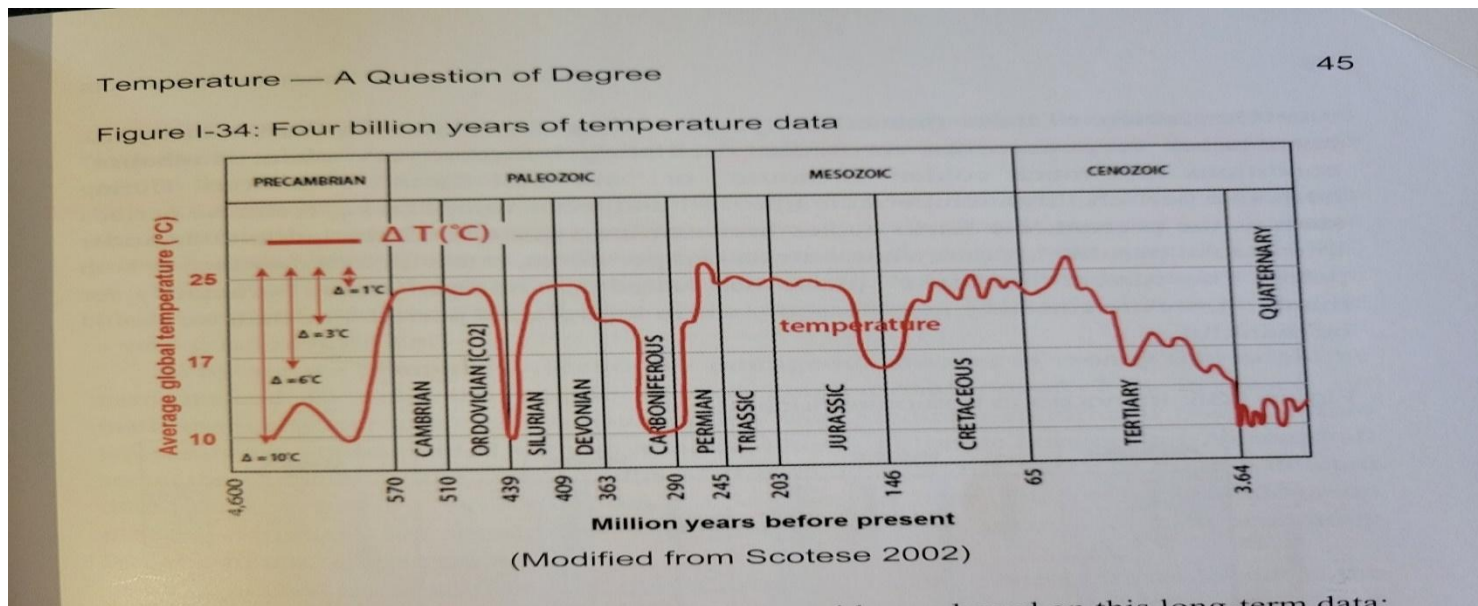


Reference Tyler Durden

1) Is present Global Warming a man-made or a natural phenomenon?

The Earth's temperature changed significantly over last 600 million years

- For over 600 million years of geologic time, temperatures changed dramatically while plants and animals evolved and thrived (historic records of living species began in the Cambrian time).
- Over most of recorded geologic history, temperatures were much higher than at the present time.
- Temperatures at the equator changed little, with the bulk of temperature changes occurring at the poles.
- Changing temperature is a natural phenomenon that has occurred throughout the Earth's history



Reference book: Inconvenient Facts, page 45. Source: Modified from Scotese 2002

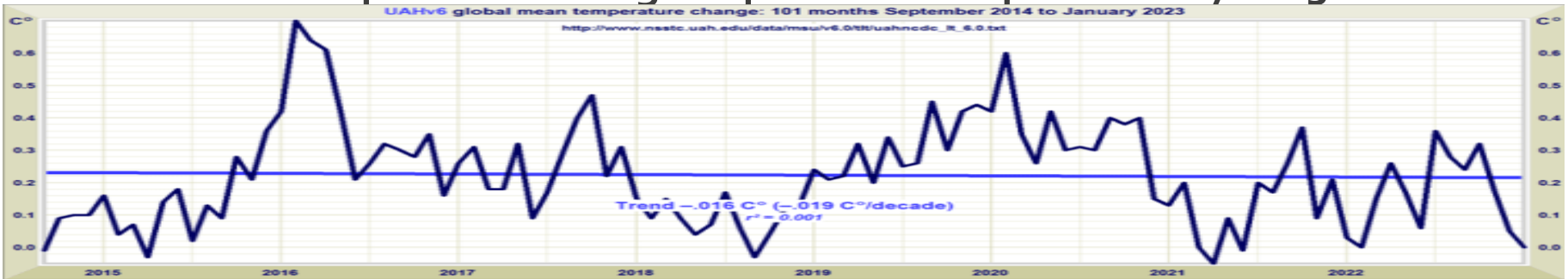
Source: www.climate.gov/news-features/climate-qa/whats-hottest-earths-ever-bean

Paper: An Assessment of the Conventional Global Warming Narrative. Dr. Richard Lindzen Published by the Global Warming Policy Foundation, Sept. 22, 2022

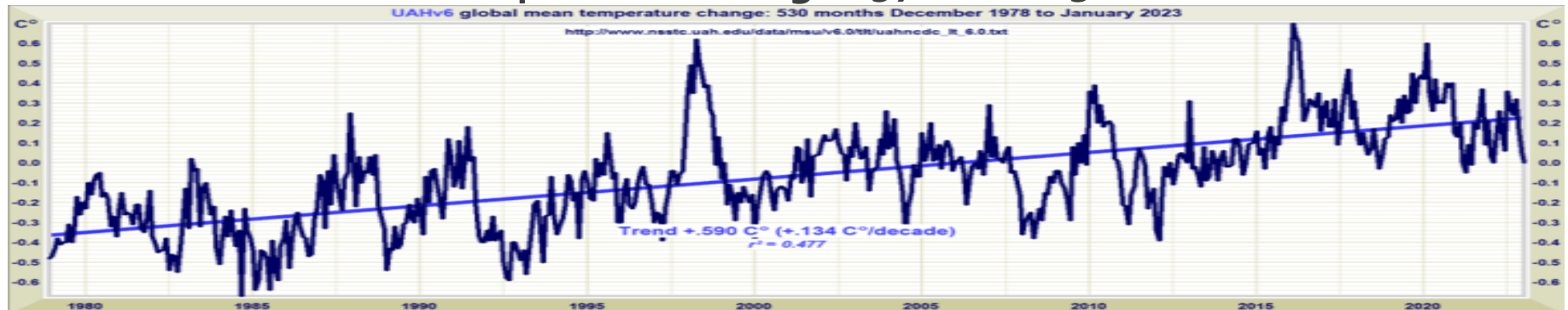
2) Are warmer temperatures and higher CO₂ levels causing a climate crisis? Global warming is slow, small, harmless and on the evidence to date, beneficial

There has been a warming trend since the late 19th century of only about +1.2 – 1.5 °C since pre-industrial times (1850- 1900 baseline), recovering from the Little Ice Age, a cooler period centred on Eurasia. However, over the last 541 million years, Earth's average temperature has often hovered around 19 – 25 °C, far warmer than today's ~16 °C, with thriving ecosystems and no human influence. Our current interglacial is relatively cool. A degree or two of variability fits natural cycles

Global mean temperature change September 2014 to January 2023



Global mean temperature change 1978 to 2023



2) Are warmer temperatures and higher CO₂ levels causing a climate crisis? Heat Wave Index for the USA between 1895 and 2020

- In recent decades USA, heat waves have been less frequent and severe than they were in the 1930s.
- Most of the modest warming that has occurred over the past few decades has largely affected winter temperatures, locations closer to the poles and temperatures recorded at night.

Heat Waves



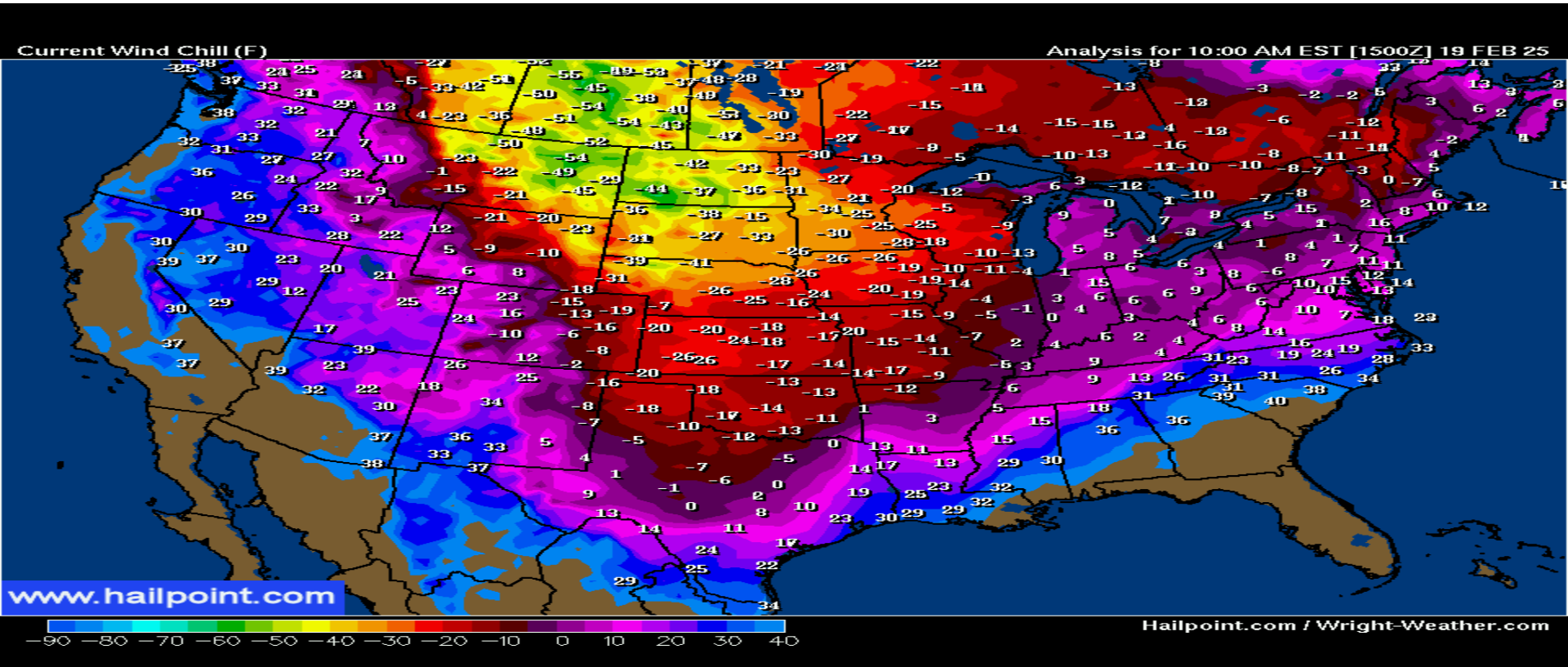
Reference book: Climate at a Glance page 49, (Source: EPA).

Source: Environmental Protection Agency Climate Change Indicators Aug 14, 2021
(1135) [Judith Curry: "Relax, there is no climate emergency!" – YouTube](https://youtu.be/pV7TZzD1N5Q)
<https://youtu.be/pV7TZzD1N5Q>

2) Are warmer temperatures and higher CO2 levels causing a climate crisis? February 19, 2025: Record-breaking cold across North America

- Recent low temperatures go against CO2 driven global warming climate crisis

Record-breaking cold: Temperatures to plunge to as much as 50 degrees below



<https://www.cnn.com/2025/02/18/weather/frigid-cold-us-flooding-tuesday-hnk/index.html>

What Climate Crisis? Weather Channel Reports "Record-Breaking Cold" For August

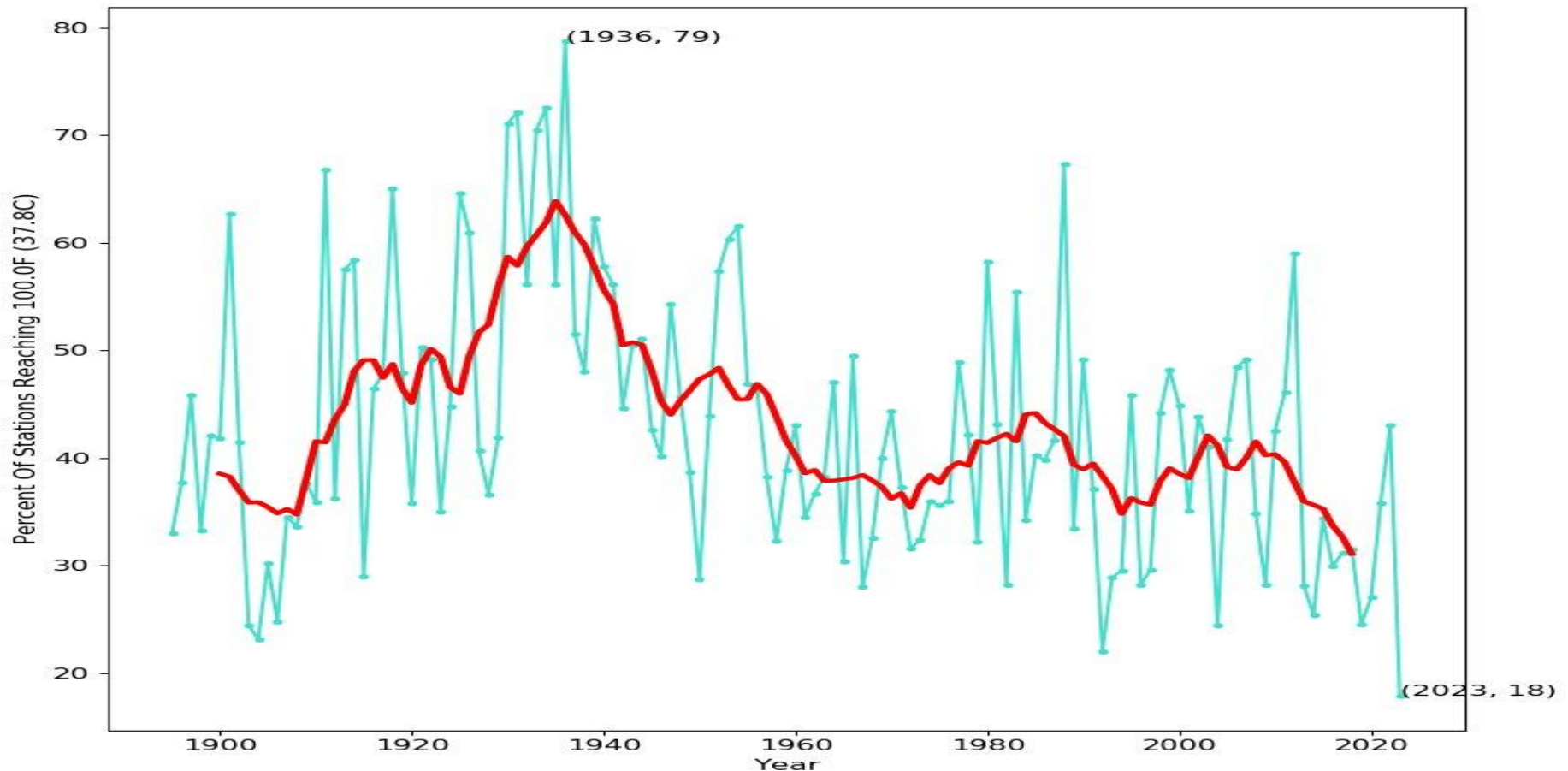
<https://www.zerohedge.com/weather/what-climate-crisis-weather-channel-reports-record-breaking-cold-august>

2) Are warmer temperatures and higher CO₂ levels causing a climate crisis? Mean temperatures from all USA climatology stations: 1895 and 2023

- In the USA, temperature highs occurred in the 1930s and have not reached these highs since then.

USA temperatures reaching 100 Fahrenheit

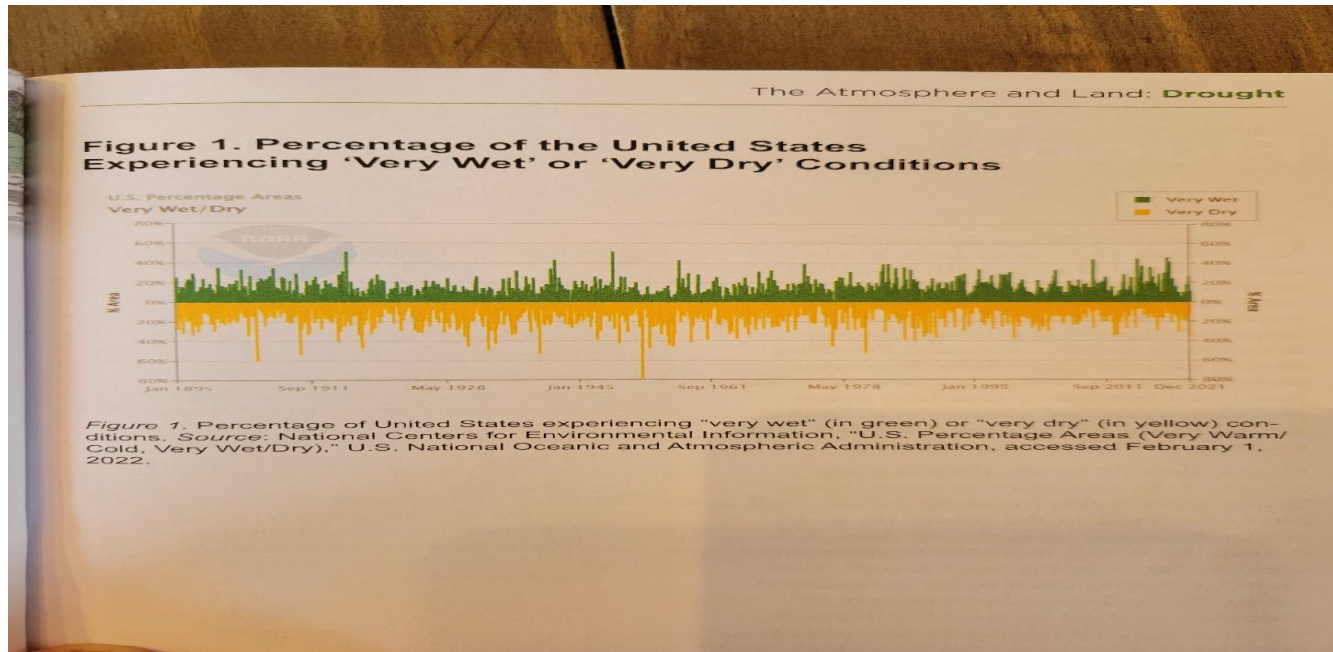
**Percent Of Stations Reaching 100.0F (37.8C) Vs. Year 1895-2023
At All US Historical Climatology Network Stations
Red Line Is 10 Year Mean Average = 42.6**



2) Are warmer temperatures and higher CO₂ levels causing a climate crisis? The USA has not experienced changes in very wet or very dry conditions between 1895 and 2022

- Between 1985 and 2022, there has been no significant change in very wet or very dry conditions in the USA despite increasing CO₂ levels.
- Temperature extremes in the contiguous US have become less common and somewhat milder since the nineteenth century

Drought and Flooding Conditions



Reference book: Climate at a Glance Page 9

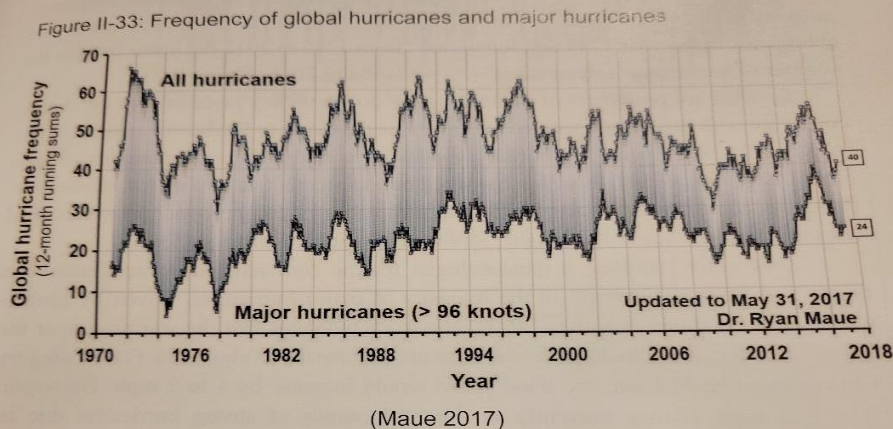
Reference book: Unsettled Chapter 5

2) Are warmer temperatures and higher CO₂ levels causing a climate crisis?

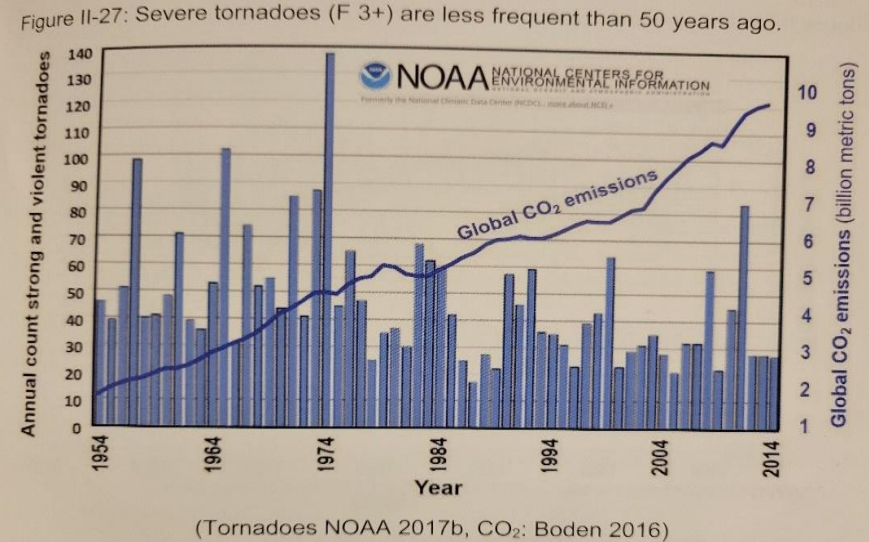
Two graphs showing number of hurricanes and tornadoes plus CO₂ changes over recent time

- Frequency of global and major hurricanes has remained at the same levels over the last 50 years and severe tornadoes have been less frequent over the last 50 years.
- Hurricane frequencies fell over the last 250 years.
- There is an inverse correlation between intense El Niño ocean currents and hurricanes.
- The media continues to promulgate unsupported alarm

Hurricanes



Tornadoes



Reference book: Inconvenient Facts pages 91, 95

Reference Book: Unsettled Chapter 6

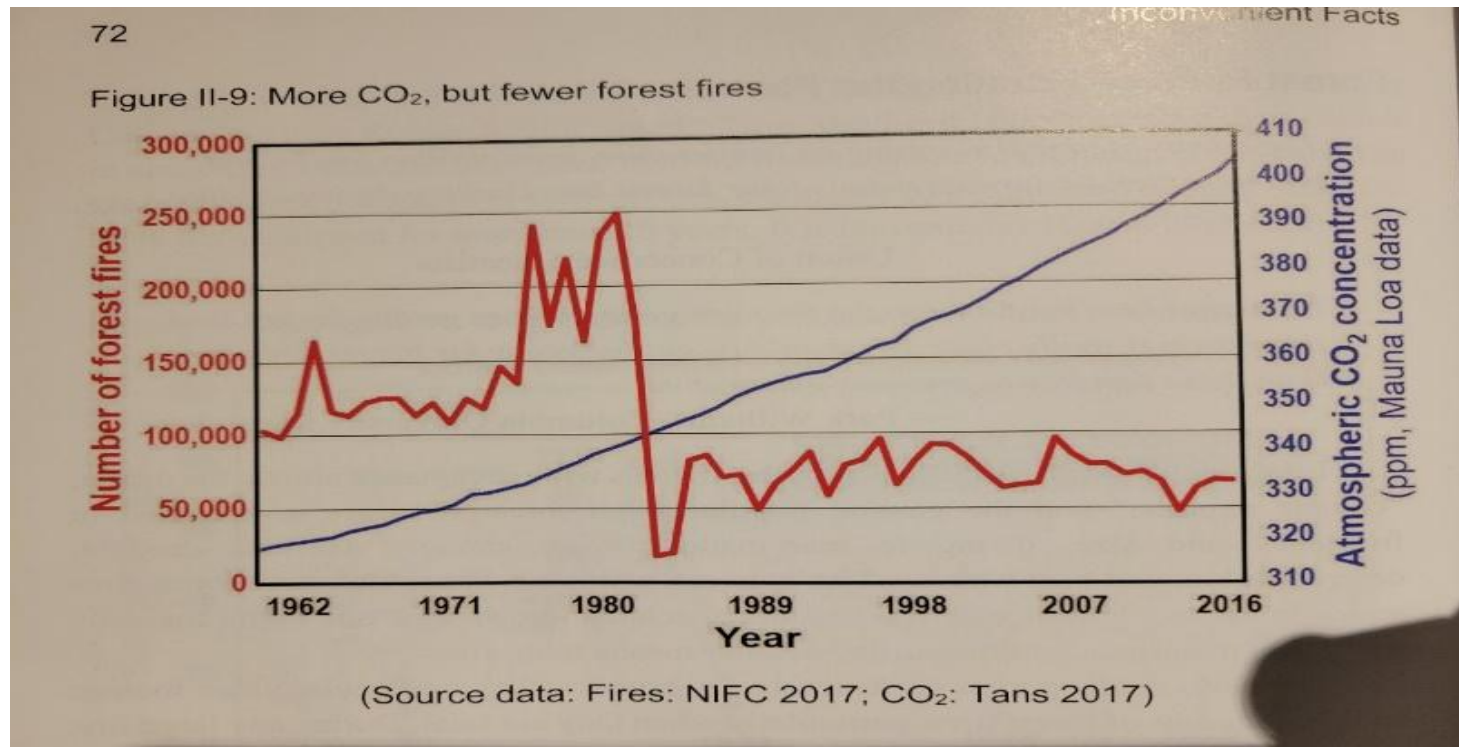
Source CO₂ Boden 2016, Tornadoes NOAA 2017 Hurricanes Maue 2017

2) Are warmer temperatures and higher CO₂ levels causing a climate crisis?

Graph showing US forest fires between 1962 and 2016 and changing CO₂ levels

- Forest fires across the Northern Hemisphere have decreased since 1980

Forest Fires Across the USA



- https://open.substack.com/pub/rogerpielkejr/p/what-the-media-wont-tell-you-about-783?r=ukert&utm_campaign=post&utm_medium=emailNorthern

Reference book: Inconvenient Facts page 72

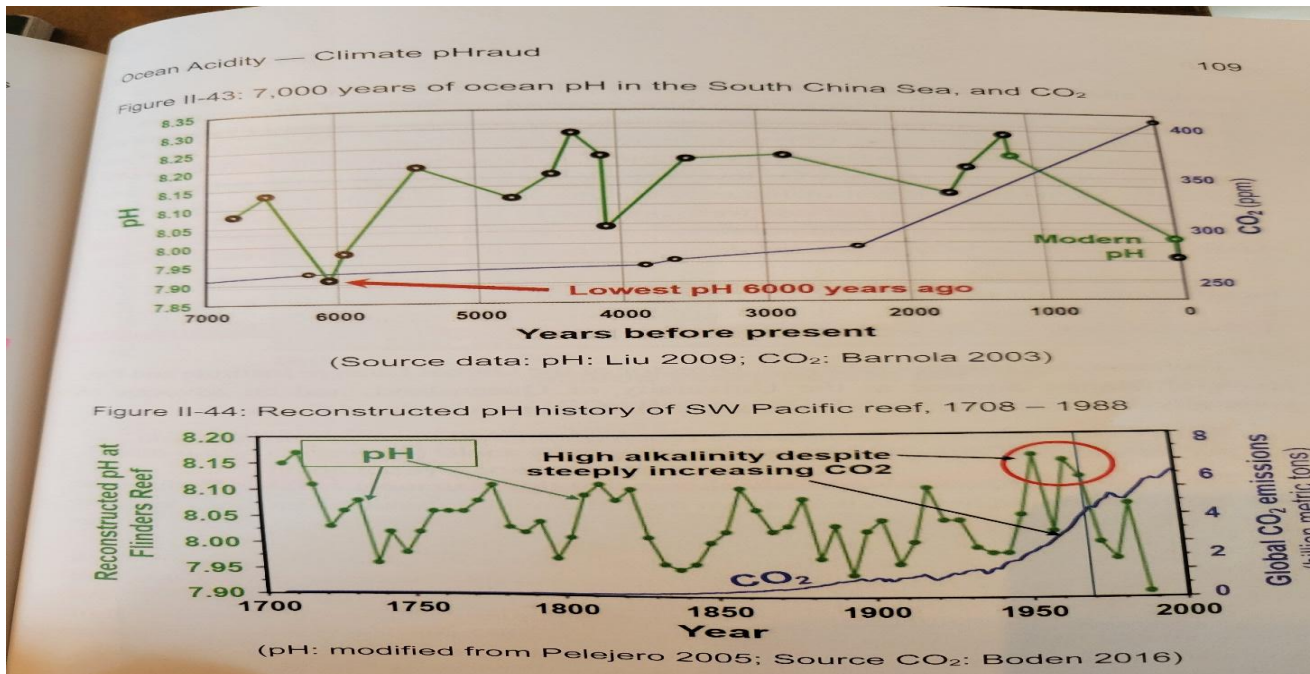
Source Fires NIFC 2017 CO₂ Tans 2017

2) Are warmer temperatures and higher CO₂ levels causing a climate crisis?

Graph showing ocean pH levels and CO₂ levels

- Ocean acidity is now between 7.9 and 8.2. Neutral is pH 7. Vast amounts of acid would be required to acidify oceans.
- CO₂ is dissolved and stored in the oceans and the oceans retain CO₂ over a long period of time.
- The oceans did not become acidic even with CO₂ at 15 times higher than present levels. Limestone was deposited when the CO₂ concentration was much higher than today.
- There is no correlation between CO₂ and oceanic pH or evidence that higher CO₂ levels will make the oceans acidic.

Changes in pH and CO₂ levels over the last 7000 years and the last 300 years



Reference book: Inconvenient Facts page 109

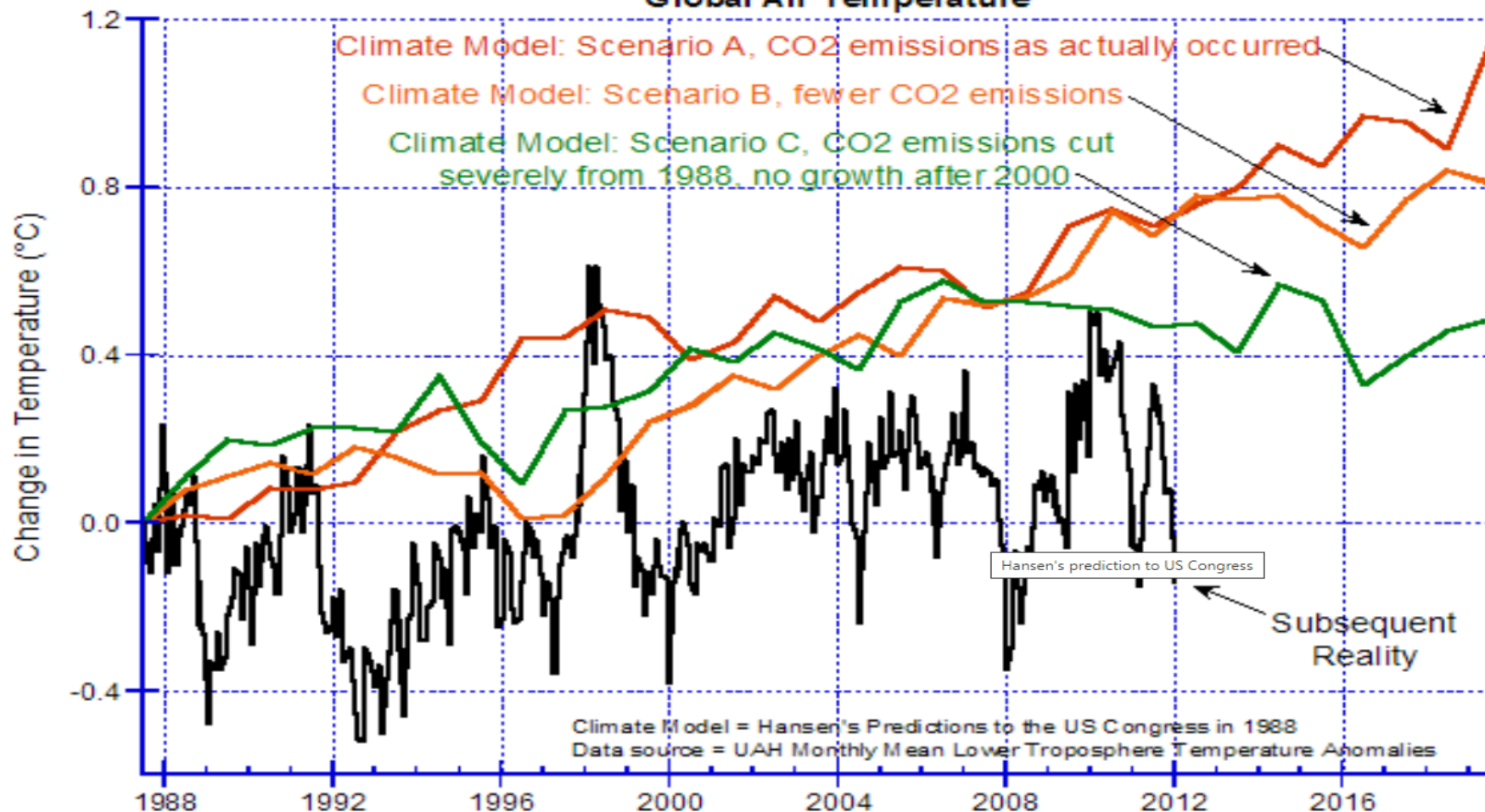
Source pH modified from Pelejero 2005; CO₂ Boden 2016

2) Are warmer temperatures and higher CO₂ levels causing a climate crisis?

Graph showing model predictions versus actual results

Actual changes in temperature are occurring well below climate model predictions

**Hansen's 1988 Prediction vs NASA Satellite Data
Global Air Temperature**



2) Are warmer temperatures and higher CO2 levels causing a climate crisis?

Media and political reporting can be misleading


Media Lying About Climate And Hurricanes

Media Lying About Climate And Hurricanes

It's time to state the obvious.

Michael Shellenberger

October 5, 2022



Over the last several weeks, many mainstream news media outlets have claimed that hurricanes are becoming more expensive, more frequent, and more intense because of climate change.

- *The Financial Times* [reported](#) that “hurricane frequency is on the rise.”
- *The New York Times* [claimed](#), “strong storms are becoming more common in the Atlantic Ocean.”
- *The Washington Post* [said](#), “climate change is rapidly fueling super hurricanes.”
- *ABC News* [declared](#), “Here’s how climate change intensifies hurricanes.”
- Both the *FT* and *N.Y. Times* showed graphs purporting to show rising hurricane frequency using [data from the U.S. government’s National Oceanic and Atmospheric Administration \(NOAA\)](#).

All of those claims are false.

The increasing cost of hurricane damage can be explained entirely by more people and more property in harm’s way. Consider how much more developed Miami Beach is today compared to a century ago. Once you adjust for rising wealth, there is no trend of increasing damage.

Article on media bias

open.substack.com/pub/rogerpielkejr/p/climate-journalism-is-broken?r=ukert&utm_campaign=post&utm_medium=email

Al Gore’s Climate Crisis predictions made in 1992 but now 30 years later proven false



[Inconvenient Truth: 32 Climate Predictions Proven False | Facts Matter \(youtube.com\)](#)

. Also see [This one](#) for more information

2) Are warmer temperatures and higher CO₂ levels causing a climate crisis?

The impact of media bias in reporting can be misleading

- These graphs have similar data from different years gathered from the Government weather stations
- These German temperatures are similar, but the media message signaling is slanted and different.
- The time magazine pictures also show similar biased, sensationalized reporting, overdramatizing reality.



Reference graph from Germany Met.

Global Cooling



Global Warming



[Bjorn Lomborg on X: "UN routinely warns us that we have just a few years left until catastrophe: In 1982, Tolba, head of UN Environment Programme told the world that it had just 18 years before an environmental catastrophe as irreversible as any nuclear holocaust <https://t.co/8wyP10fJOn> <https://t.co/zDYD8ldJo5> / X \(twitter.com\)](#)

2) Are warmer temperatures and higher CO₂ levels causing a climate crisis?

The impact of government bias in reporting can be misleading

Falsified temperature records by the Netherlands Meteorological Institute

- In 2016, the Netherlands Meteorological Institute adjusted temperatures at De Bilt - the country's main climate station. Daily maximums from 1901 to 1950 were lowered by up to 1.9C, which removed 16 of 23 heatwaves from the record. The altered data were then used to claim modern heatwaves were unprecedented.
- Four researchers challenged the changes. But the institute dismissed the criticism. So the **analysis went to peer review**. In 2021, **it was published**, conclusively demonstrating the method systematically erased historical heat extremes. Today, the Meteorological Institute has quietly changed its approach and **seven erased heatwaves have been restored**.
- A government agency was caught rewriting climate history. The Netherlands Meteorological Institute erased heatwaves of the past, ignored critics, and reinstated the truth only when the evidence became impossible to ignore.
- Policies were built on that manipulated record. Dutch farmers lost livelihoods. Industry and the wider economy paid the price.

<https://x.com/i/status/2021252821425979841>

2) Are warmer temperatures and higher CO₂ levels causing a climate crisis?

The impact of media and government bias in reporting can be misleading

Fearmongering shouldn't drive climate policy.

Over the past half-century, environmentalists predicted countless calamities that didn't happen and pitched draconian countermeasures that turned out to be mostly misguided.

[Forests have expanded globally](#), most obviously in rich countries but also increasingly across the world.

A recent [peer-reviewed study](#) counts almost 100 doomsday predictions made by environmentalists over the past 50 years. Two-thirds predicted doom before today. **All turned out to be wrong.**

The simplistic, alarmist predictions of the 1970s set the tone for decades, however, and still echo in the climate alarmism that argues for expensive, inefficient policies by recycling many of the old scare stories of not enough food and more and more weather catastrophes. Climate change is a real challenge, but, as before, its scariness is greatly exaggerated.

[Bjorn Lomborg: Fearmongering shouldn't drive climate policy](#)

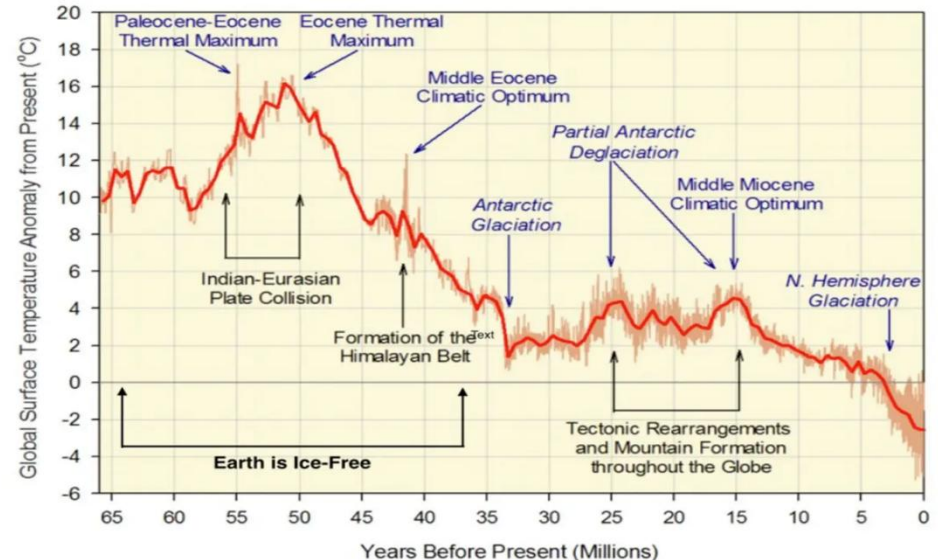
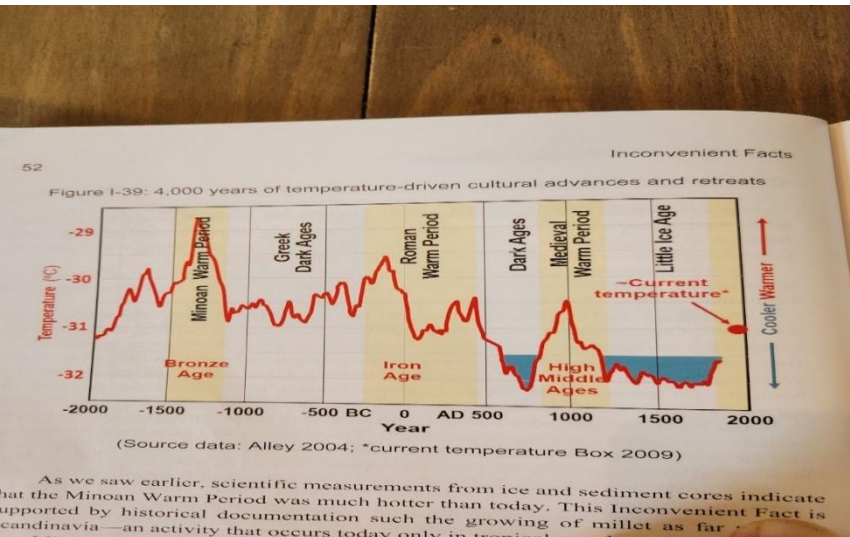
[Apocalypse now? Communicating extreme forecasts](#) by David C. Rode; Paul S. Fischbeck
International Journal of Global Warming (IJGW), [Vol. 23, No. 2, 2021](#)

3) Are higher CO₂ levels and warmer temperatures good or bad? 4000 years of temperature driven cultural advances and retreats

- Historically, mankind thrived under warmer temperatures and suffered during cold spells.
- Minoans prospered during the warm Bronze Age, followed by mere survival during the Greek Dark Age.
- Civilization flourished during the Roman Warm Period, followed by colder, devastating Dark Ages.
- The Medieval Warm Period (1.0 to 1.4°C warmer) saw civilization advance with positive living conditions.
- The Little Ice Age brought severe hardships, including crop failures, famine and population decline.
- These warm periods, when mankind thrived, were all higher by 0.5 to 2 °C than today's temperature

4000 Years of Temperature –Driven Cultural Advances and Retreats

Global Temperature for the past 65 million years



Reference book: Inconvenient Facts page 52

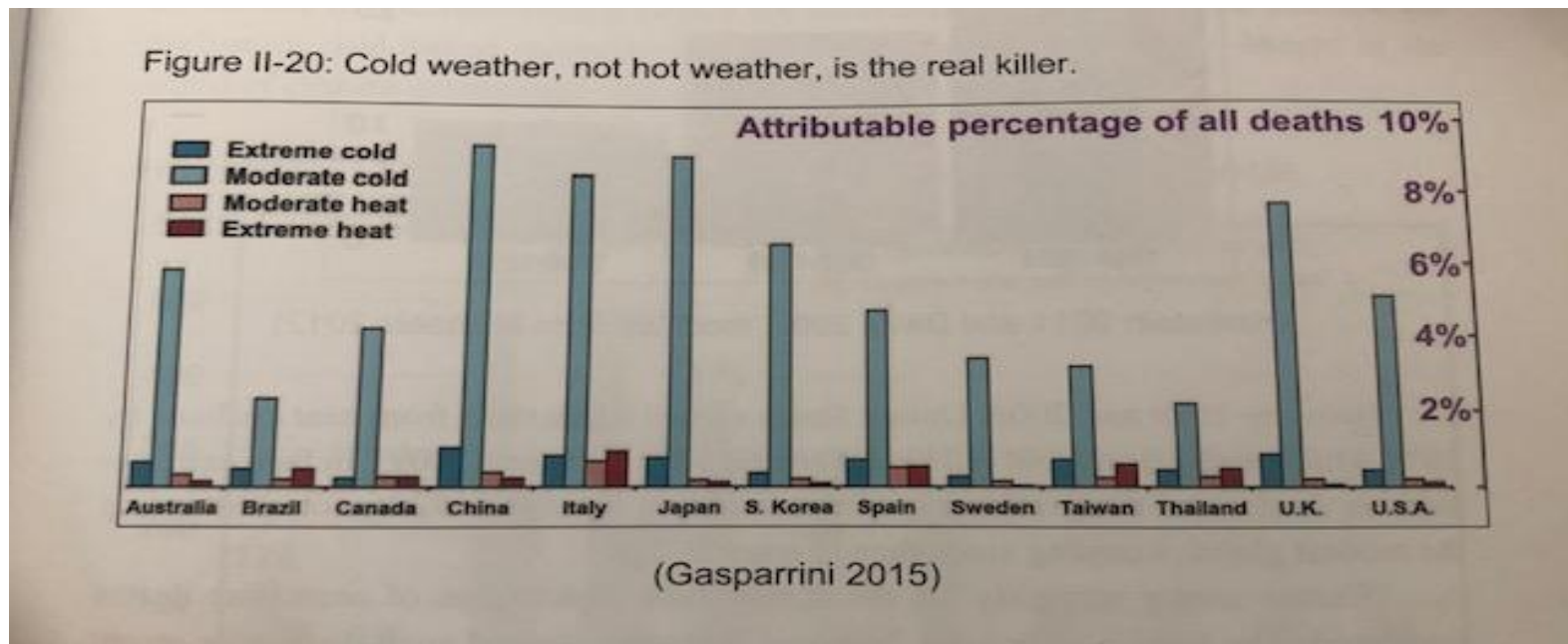
Source: Alley 2004; "current temperature Box 2009

3) Are higher CO₂ levels and warmer temperatures good or bad?

Table showing human deaths attributed to varying temperatures

- Significantly more people have died related to cold temperatures than warm temperatures. In Europe, about 200,000 people die from excess heat each year, but 1.5 million die annually from excess cold.
- Climate change will not cause massive disruptions or huge death tolls. A direct impact of climate warming will mean fewer deaths.

Higher Percentage of Deaths Attributed to Cold Vs Warm Temperatures



Reference book: Inconvenient Facts page 83

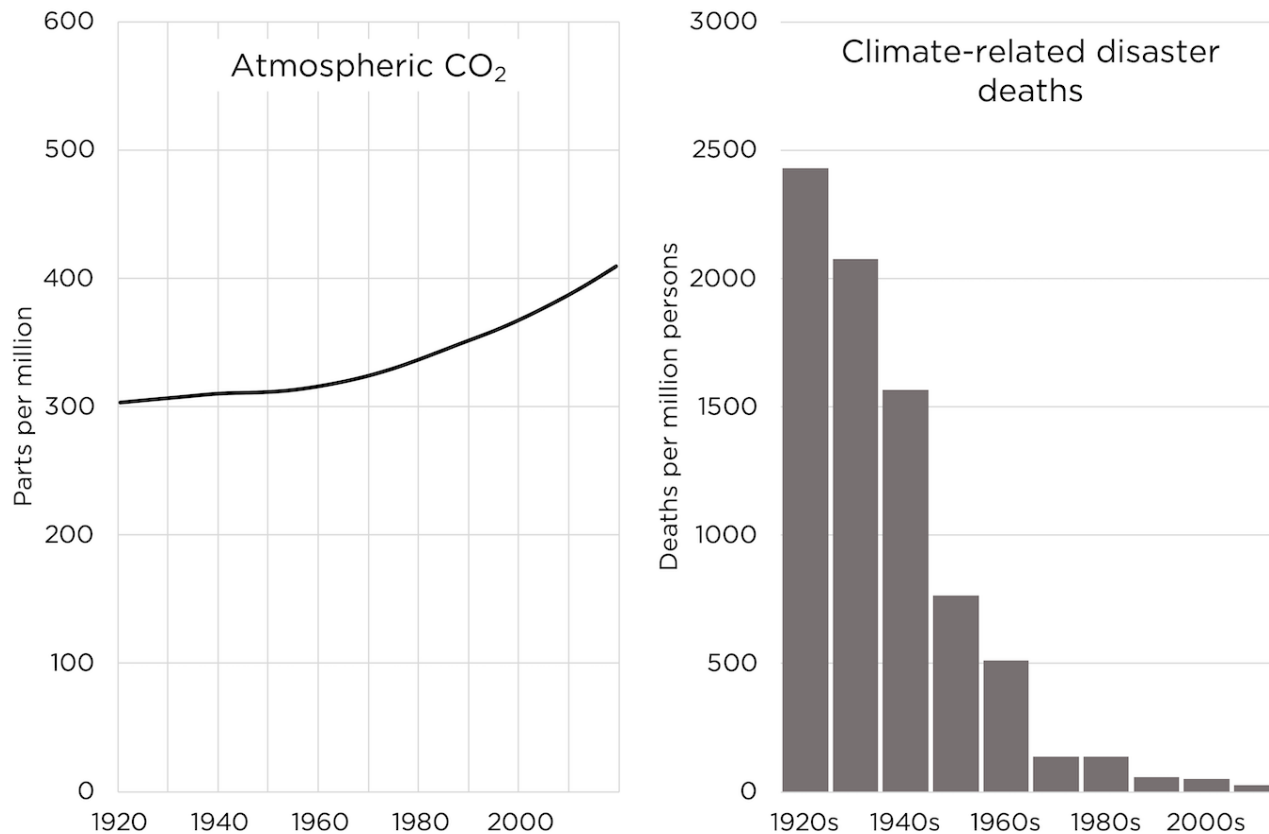
Source: Gasparrini 2015

Reference book Cool It Page 17, 38

3) Are higher CO₂ levels and warmer temperatures good or bad?

Table showing climate related deaths and varying CO₂ concentrations

Climate disaster deaths have decreased 98% over the last century.⁸



Source: Alex Epstein Aug 24, 2022

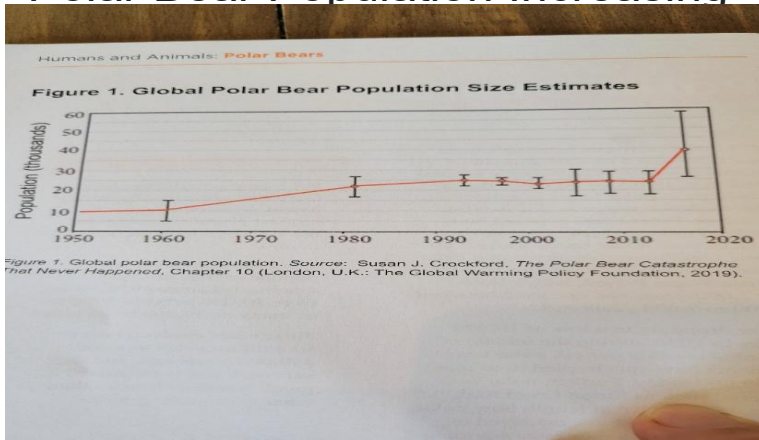
[A pro-human, pro-freedom policy for CO₂ emissions](#)

3) Are higher CO₂ levels and warmer temperatures good or bad?

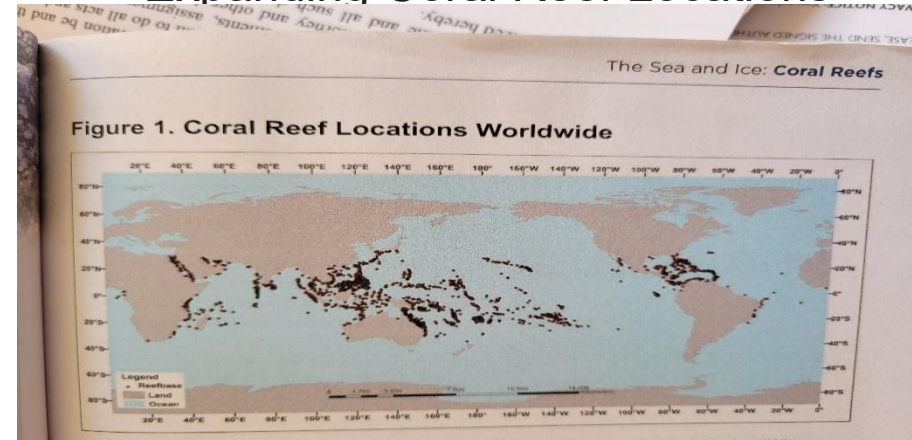
What about claimed loss of polar bears and coral reefs with rising temperature?

- There are almost four times as many polar bears today versus 1960.
- Coral reefs thrive in warm water, not in cold water. Recent warming has allowed corals to expand their range poleward while still thriving near the equator. The Great Barrier Reef is thriving and expanding, not dying.
- Corals have existed continuously for the past 40 million years under higher temperatures and CO₂ levels and continue to do so today.

Polar Bear Population Increasing



Expanding Coral Reef Locations



Reference Book :Climate at a Glance page 24

Source: Where Reef Building Corals Found National Oceanic and Atmospheric Administration July 26, 2021

Reference book: Climate at a Glance page 70

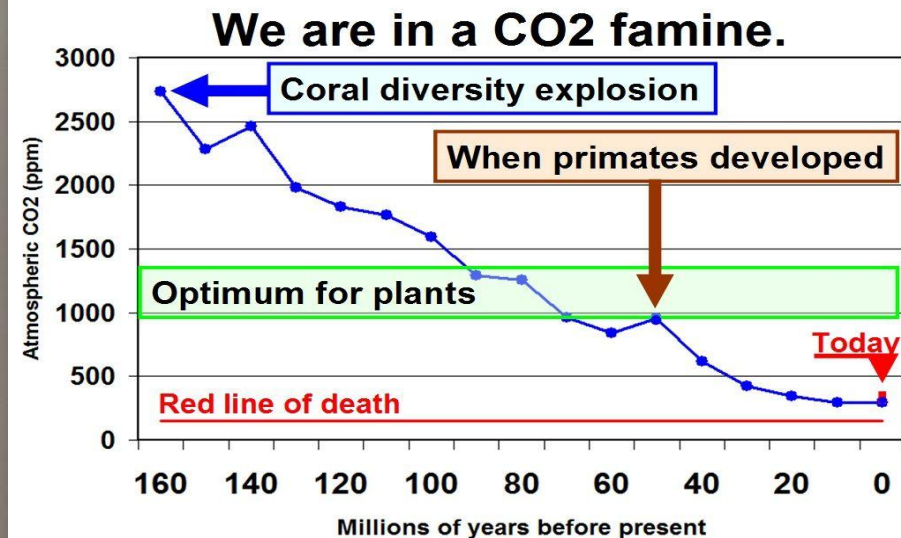
Source: Susan j. Crockford Chapter 10 London UK The Global Warming Policy Foundation 2019

Reference: Hot Talk, Cold Science page101, 103

3) Are higher CO₂ levels and warmer temperatures good or bad?

Test shows improved tree growth with higher CO₂ levels

- Greenhouse gases keep the world warm; they absorb heat and radiate it back to Earth, warming the surface and atmosphere; humans could not exist on Earth without this warming effect.
- When CO₂ increases, plants thrive, becoming larger and able to absorb more CO₂.
- These trees were grown under the same conditions except with varying CO₂ atmosphere levels.
- A standard procedure for greenhouse growers is to increase the level of CO₂ to 800 to 1,200 ppm.
- Improving Tree Growth With Increasing CO₂ Levels Optimum plant growth CO₂ levels 1000 – 1400ppm



Reference book: Fake Invisible Catastrophes and Threats of Doom page 54

<https://youtu.be/PbIYr-KjOVY>

[Trees Get Bigger Around the World Thanks to Higher CO₂ Levels](https://www.nbcnews.com/world/latin-america/amazon-rainforest-giant-trees-bigger-carbon-dioxide-climate-change-rcna234064)

<https://www.nbcnews.com/world/latin-america/amazon-rainforest-giant-trees-bigger-carbon-dioxide-climate-change-rcna234064>

3) Are higher CO₂ levels and warmer temperatures good or bad?

Between 1982 to 2015 the world has been greening with increases in CO₂

- NASA satellite images show vast regions with increased growth due mainly to higher levels of CO₂, as increased CO₂ levels mean plants require less water to grow. Examples are the greening of the lower Sahara and the retreating deserts in China. More CO₂ has resulted in more and more rapid plant growth with significant greening. Since 1980, the semi-arid areas have greened by 40%
- Global warming increases cold temperatures much more than warm temperatures. Temperate and Arctic regions are affected much more than tropical areas, where temperatures have varied little
- As CO₂ continues to rise in the atmosphere, global plant growth will also increase.

Increases in Leaf Areas between 1982 -2015



Reference book: Inconvenient Facts page 76, 213

Source: Modified from NASA 2016, permission R Myneni

Reference book: Cool It Page 12; <https://youtu.be/M8iEEO2UibA> William Happer

3) Are higher CO₂ levels and warmer temperatures good or bad?

Increases in CO₂ have very beneficial effects

Positive Impacts of Added CO₂

- Global crop yields have risen 15 – 20 % since 1960, almost entirely attributed to CO₂ fertilisation (Idso, 2013, IPCC AR6 WG1 Ch5). Famine deaths have also plummeted over time as the world's population doubled. CO₂ deserves much of the credit. Increased CO₂ over the past century has supported this explosion in plant life and available plant food from booming agriculture.
- There has been a more than 18% increase in the global leaf area in 40 years (from CO₂ fertilisation). Warmer, more balmy temperatures are also lengthening the growing seasons. Every 100 ppm increase in CO₂ typically boosts plant growth by 25-50 % in all non-water-limited conditions. My analysis draws on 776 studies from 1993-2019, clearly showing that an increased CO₂ level delivers an increase in global biomass.
- This is an astonishing windfall for life on earth, chiefly from CO₂, a trace gas at 420 ppm (or 0.04%). It also has a secondary benefit for life by contributing to baseline levels of warmth around the planet, along with water vapour and other trace gases with similar properties, like methane (1,920 – 1830 parts per billion). However, this is not enough to be the defining control knob for changing the climate around the world.
- These are the reasons why commercial greenhouses pump CO₂ to 1000-1500 ppm. It ensures that crop yields jump by 20-70% depending on the crop. If 1000 ppm is good for tomatoes, why is 420 ppm an emergency for the planet?

3) Are higher CO₂ levels and warmer temperatures good or bad?

Increases in CO₂ have very beneficial effects

Positive Impacts of Added CO₂

- Water vapour and cloud cover are the mainstays of rainfall and the entire hydrologic cycle, returning water as precipitation to rivers, lakes and maintaining the oceans (where 78% of rain ends up).
- The world population has more than doubled since 1970, going from roughly 3.7 billion to over 8 billion by 2022-2025. The population tripled since 1950. This massive global expansion was supported by increased food production and agricultural advancements, known as the Green Revolution.
- CO₂ is the foundation for life on Earth and the chief source of photosynthesis. It also delivers the calcium carbonate in water to produce exoskeletons for all shellfish. This is the miracle of CO₂, enabling green chlorophyll plants and algae to convert sunlight into food energy and oxygen. In this way, CO₂ supports every food chain on earth.
- Science shows that 500-1000 ppm of CO₂ plus 1-2 ° C extra warming hits the sweet spot for all terrestrial and marine life, including human civilisation. We should be managing adaptation and energy abundance, not waging a war on a trace gas that makes the planet greener. Higher CO₂ gives a net benefit to life on Earth. This means the current carbon-neutral policy of driving down CO₂ levels - the purpose for net-zero - is anti-life.

3) Are higher CO₂ levels and warmer temperatures good or bad?

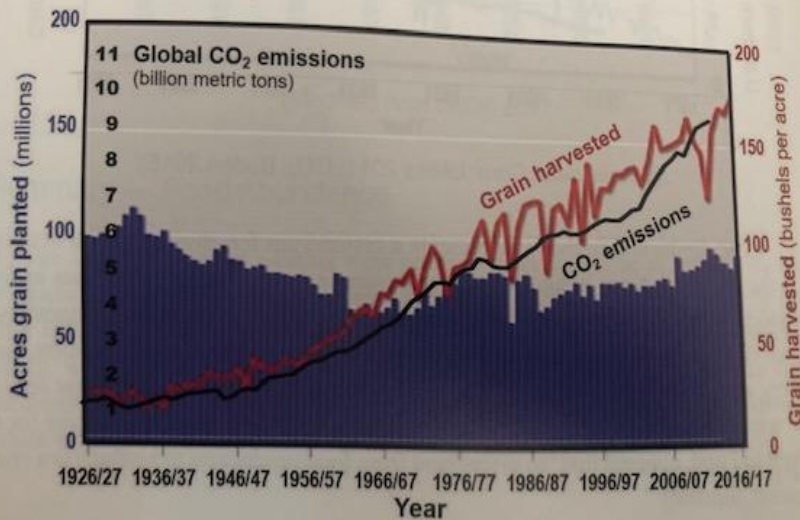
Crop yields and per acre crops improve with higher CO₂ and temperature levels

- Increases in CO₂ benefit crop production as CO₂ works as an aerial fertilizer.
- Bushels of grain per acre harvested worldwide have improved with increased CO₂ emissions.
- Global warming lengthens growing seasons, reduces frost events and adds available farmland

Increases in Bushels of Grain Harvested Worldwide

With Increased CO₂

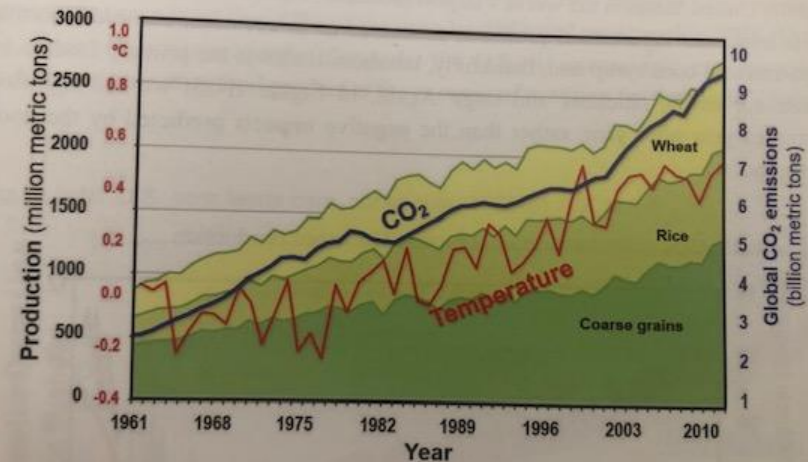
Figure II-14: Bushels of grain per acre harvested worldwide, 1936/37 – 2016/17



Higher Crop Yields With Increasing CO₂

Famine: The Best Solution is More CO₂ and Increasing Temperature

Figure II-13: World grain production, CO₂ concentration and temperature, 1961 – 2014



Reference book: Inconvenient Facts page 77, Climate at a Glance page 6,7

Source: Acres planted and grain USDA 2017, CO₂ Boden 2016

3) Are higher CO₂ levels and warmer temperatures good or bad?

Tests show improved crop yields with increased CO₂ for plants

- Crop yield growth improved with 300 ppm more CO₂ based on 3,586 experiments on 549 plant species. These tests show that plants benefit from higher CO₂.
- **The degree to which plants respond to more CO₂ varies, but it is always positive.** An increase in CO₂ to 800 parts per million (ppm) or so—more than double the current atmospheric concentration—increases yields by 10% to 100%.
- In greenhouse farming, carbon dioxide levels are elevated to 1,000 ppm or so to increase the yields of tomatoes and cucumbers by 20% to 40%. Plants, such as corn, sugarcane, and millets, also benefit from higher atmospheric CO₂, whose positive effect on them is even more evident in the presence of drought. Vijay Jayarai

Improving Crop Yield With Increased CO₂ Levels



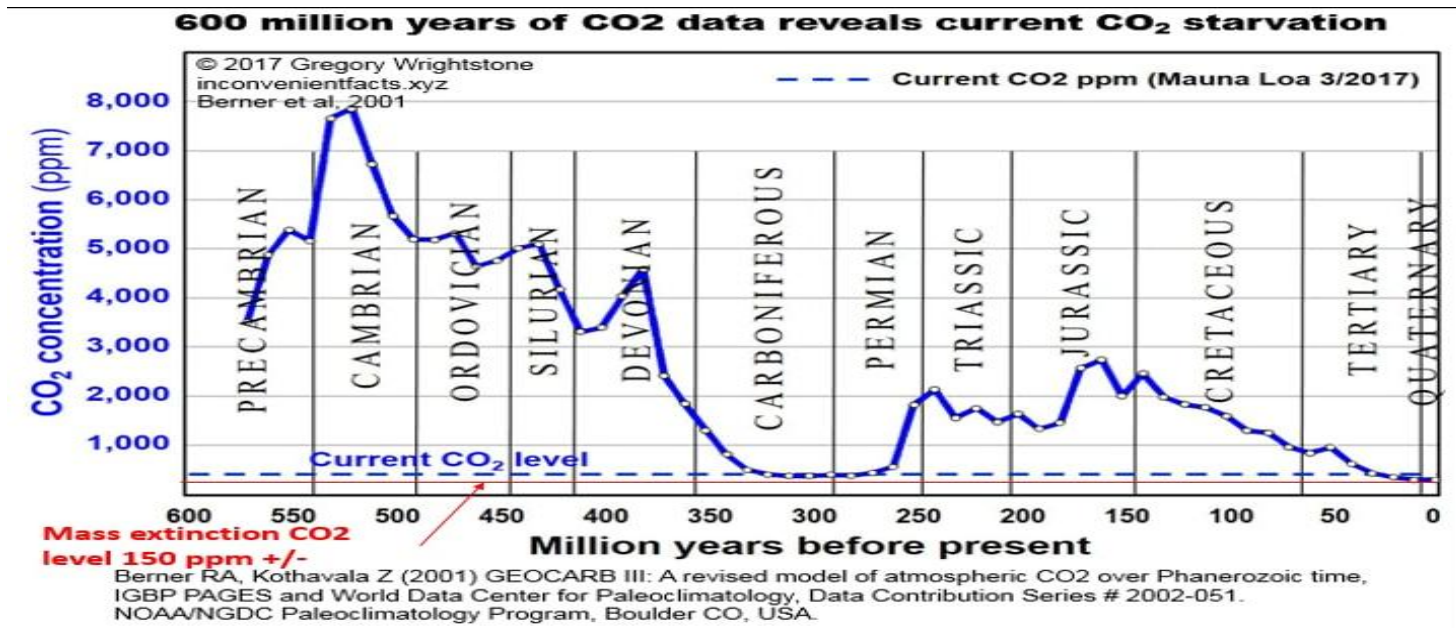
Reference book: Inconvenient Facts page 20

Source: Idso2013, courtesy Monckton 2017

4) Are CO₂ atmosphere levels dangerously high or historically low?

Graph showing global atmospheric CO₂ levels over last 600 million years

- CO₂ levels have been much higher throughout geologic time while life on Earth evolved and developed.
- CO₂ highs in the Jurassic time of dinosaurs were about 2,800 ppm and nearly 8,000 ppm in the Cambrian period when recorded life began on Earth. Today's CO₂ concentration is only 415 ppm (over 10 times lower than in the past when life flourished). However, modern humans appeared only some 100,000 years ago.
- Concentrations up to 1,000ppm are common in classrooms. Physiological effects begin above 2,000 ppm.



Reference book Inconvenient Facts page 16p

Source: Berner 2001 ; data also available from GEOCARB III; Carbon Dioxide Poisoning 2005 Nigel Langford COPSE MODELS and Royer compilation; Carbon Dioxide Poisoning Nigel Langford

Reference: Book: Unsettled What Climate Science Tells Us, What it Doesn't and Why It Matters Steven E. Koonin

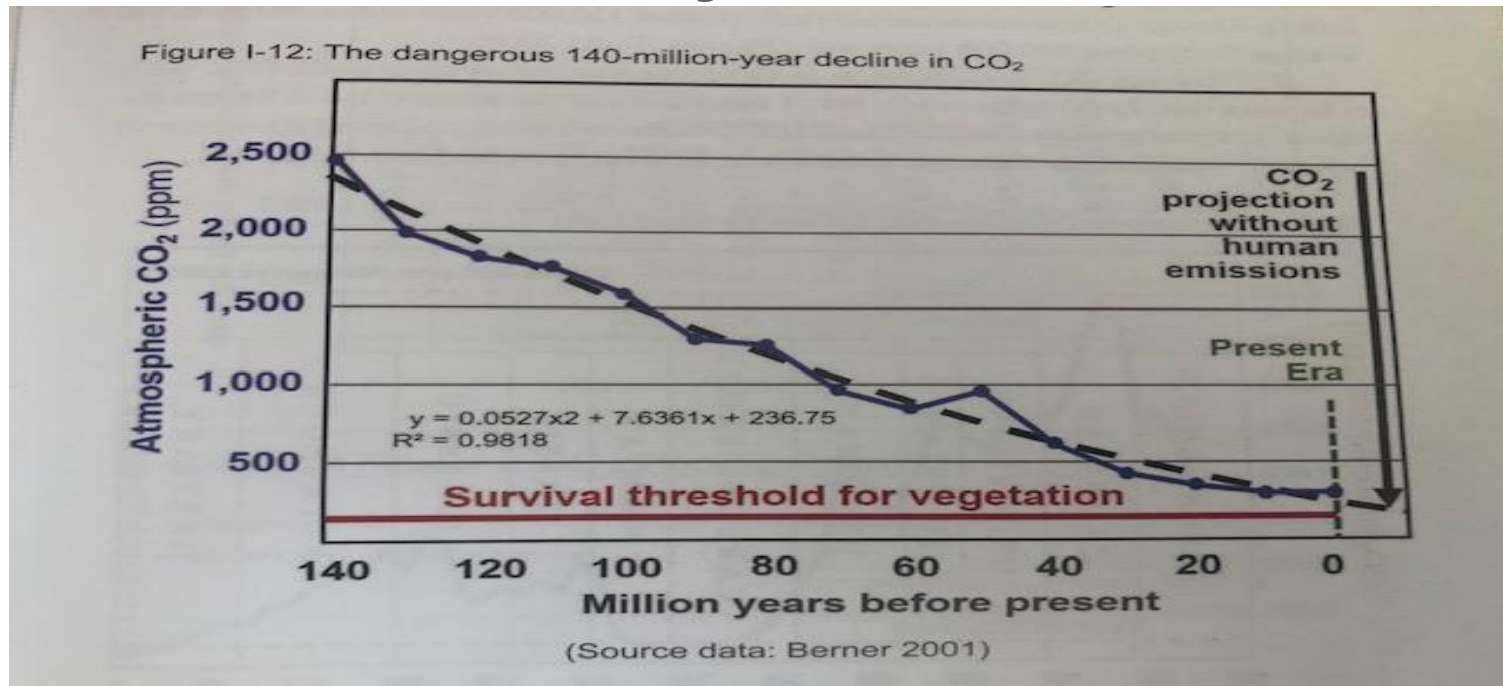
<https://www.instagram.com/reel/DRZvEfsjnRj/?igsh=bWV2bm1ubDFjYzIq>
<https://www.instagram.com/reel/DQtkpoBjzAT/?igsh=MTg5NHFhMXV5dWF6ag==>

4) Are CO₂ atmosphere levels dangerously high or historically low?

Graph showing CO₂ levels decline over last 140 million years plus plant survival level

- Over the last 140 million years, CO₂ levels have dropped to a recent low of 180 ppm.
- A further 30 ppm decline in atmospheric CO₂ would bring about the end of plant life.
- Mankind's CO₂ emissions have reversed this trend, bringing CO₂ levels up to 415 ppm.

CO₂ Levels Declining Over Last 140 Million Years



Reference book: Inconvenient Facts page 15

Source data: Berner 2001

[Dr. Patrick Moore - A Dearth of Carbon? - YouTube](#)

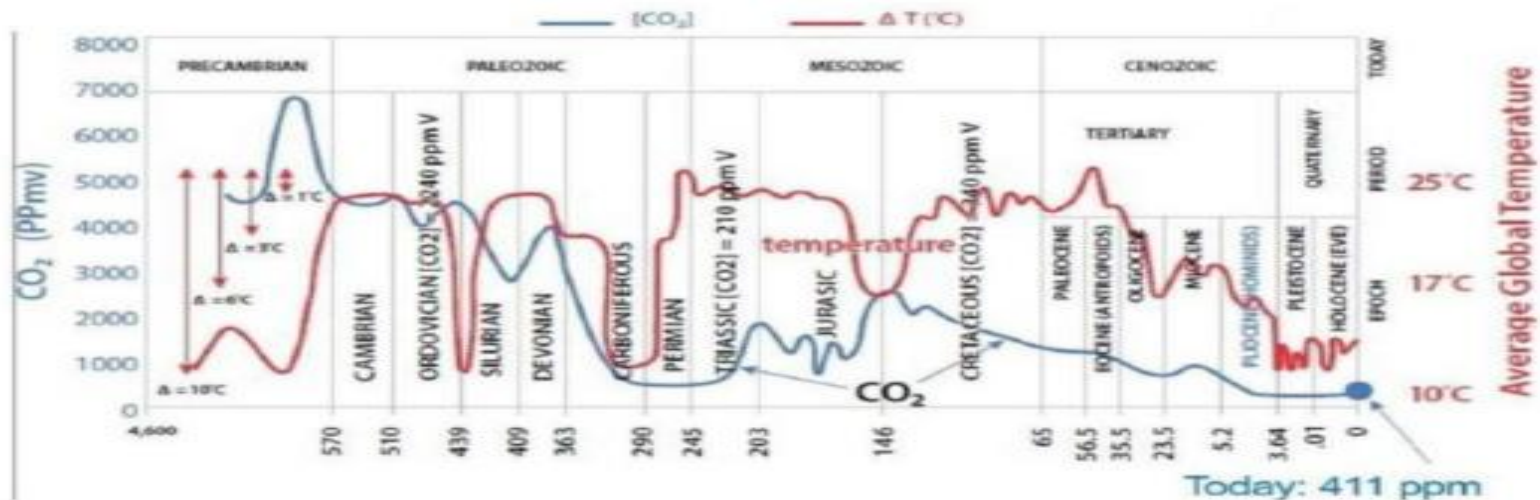
https://youtu.be/pHCCE-sw_Sc William Harper discussion on CO₂

5) What could have caused changes in CO₂ levels over geologic time?

Graphs showing both temperature and CO₂ levels changed over last 600 million years

- From about 550 to 350 million years ago (the Paleozoic Era), while life was restricted to the oceans, CO₂ fluctuated from 10 to 25 times higher than today's levels. CO₂ dropped sharply in response to the appearance and spread of land plants about 350 million years ago, then shot up again during the Mesozoic Era..
- From peak CO₂ values of more than ten times the current levels 150 million years ago, CO₂ began a long, gradual decline to today's low levels, as seen in the ice core samples.

Geological Timescale: Concentration of CO₂ and Temperature fluctuations



1- Analysis of the Temperature Oscillations in Geological Eras by Dr. C. R. Scotese © 2002. 2. Ruddiman, W.F. 2001. Earth's Climate: past and future W.H. Freeman & Sons. New York, NY. 3 - Mark Pegani et al. Marked Decline in Atmospheric Carbon Dioxide Concentrations During the Paleocene. Science, Vol. 309, No. 5734, pp. 600-603. 22 July 2005. Corrected on 07 July 2008 (CO₂: Ordovician Period).

Reconstructed atmospheric carbon dioxide concentrations (Berner, 2001) & global mean surface temperature (Scotese, 1999) over the last 550 million years.

Reference book: Fake Invisible Catastrophes and Threats of Doom page 38

Reference book The Real Inconvenient Truth page 77, 81

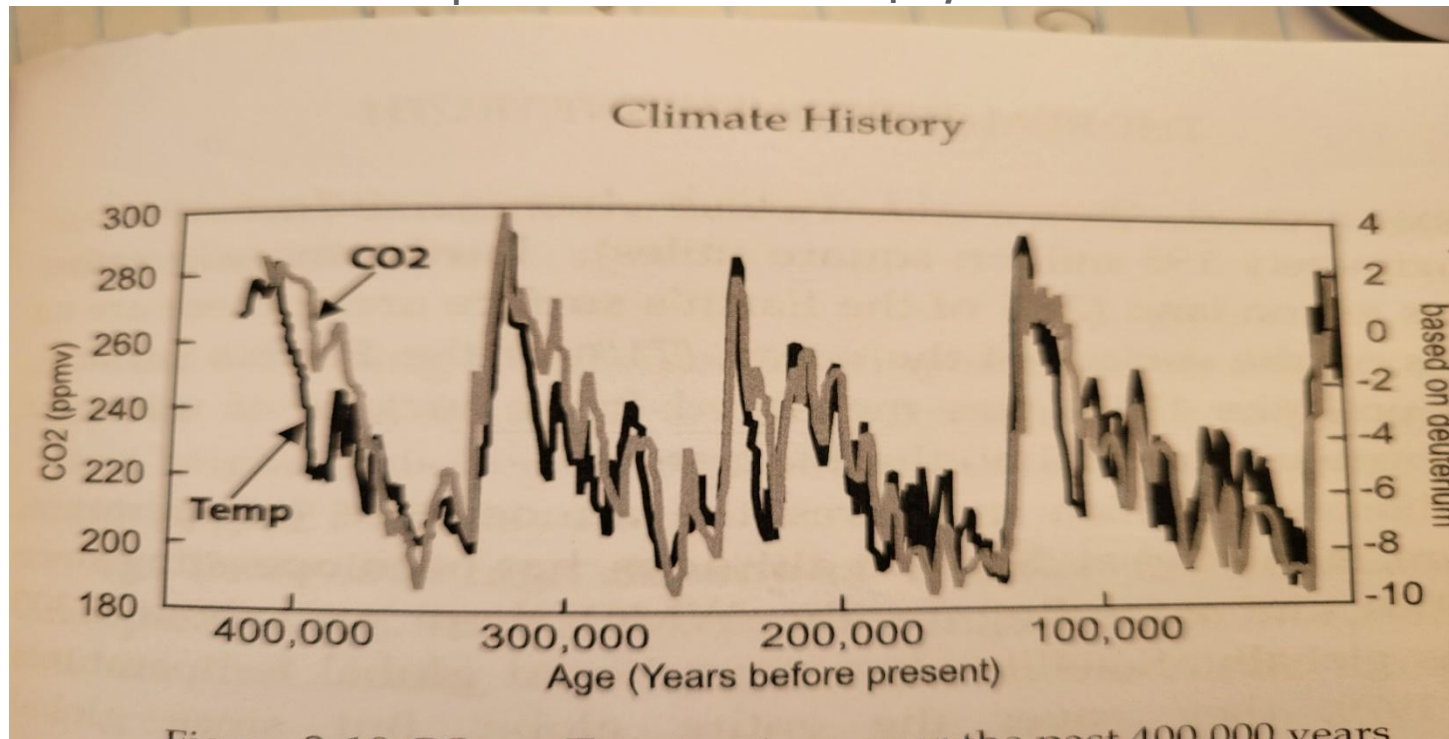
[What's the hottest Earth's ever been? | NOAA Climate.gov](http://www.noaa.gov)

5) What could have caused changes in CO₂ levels over geologic time?

Graphs showing both temperature and CO₂ levels changed over last 400,000 years

- Because of the oceans' volume and depth, it takes much longer for the oceans to warm from increasing temperatures than for land. Colder and denser water absorbs CO₂. As temperature increases, warming oceans slowly release CO₂ into the atmosphere. As seen in these historic ice records, CO₂ increases occur in response to temperature increases and therefore do not cause these temperature increases.

CO₂ vs Temperature Over the Past 400,000 Years



Reference book:: The Inconvenient Real Truth page 80, 81

Source Adapted from U.S.Dept. of Energy

6) Is Climate change mainly caused by mankind's emissions of CO₂?

Factors that impact Climate Change

The biggest factor influencing weather and climate patterns on Earth is the Sun.



<https://www.youtube.com/embed/1Mj16tiUyl4>

Water impact on global temperatures https://youtu.be/4swl8_4LfWc;

<https://dailysceptic.org/2025/09/20/sun-and-cosmic-rays-drive-climate-not-co2-says-astrophysicist/>

6) Is Climate change mainly caused by mankind's emissions of CO₂?

Factors that impact Climate Change

- **The biggest factor influencing weather and climate patterns on Earth is the Sun.** Depending on the Earth's position to the sun at any given time, climate conditions are going to vary dramatically (day/night, seasons, etc)
- NASA states that the Earth's orbit and the resulting changing angle of the Sun's rays (Milankovitch cycles) are the likely cause of long-term changes to Earth's climate. These cycles operate over timescales of tens of thousands or hundreds of thousands of years. The Earth is presently warming from the last ice age.
- The climate system is very complex. Compared to the effects of the Sun and other natural phenomena, mankind's contribution of CO₂ makes a minor impact on the Earth's energy balance and overall climate:
 - i) Sun's energy and Sunspot energy emissions. There is a close correlation of temperature with solar activity plus longer-term changes (Milankovitch cycles);
 - ii) clouds have 25 times more impact than mankind's CO₂ impact;
 - iii) tectonics and moving plates and associated volcanos;
 - iv) orbital parameters impact on climate orbit, tilt, wobble effect;
 - v) atmospheric and ocean circulations;
 - v) ocean oscillations;
 - vii) wind circulations;
 - viii) total greenhouse gases. The influence of added CO₂ on the climate has only a minor influence on a massive system.

<https://www.sott.net/article/420049-NASA-admits-climate-change-occurs-because-of-changes-in-Earths-solar-orbit-not-because-of-SUVs-and-fossil-fuels>

[Solar Influence on Weather and Climate | Dr. Brian ...](#)

Impact of global factors on climate <http://youtu.be/KtjeNvTwYeU>

Reference book: Climate All Is Well, All Will Be Well | Jeremy Nieboer pages 28, 29

Reference book: The Real Inconvenient Truth: Chapters 3 and 4

Source:: Caleb Rossiter PhD Equal warming 1900 to 1950 versus 1950 to 2018

Freeman Dyson <https://youtu.be/BiKfWdXXfls>

[Henrik Svensmark & Nir Shaviv - How the sun regulates our climate – YouTube](#)

[Natural Climate Variability. Does CO₂ Have Any Effect? | Prof. Judith Curry – YouTube](#)

<https://www.sott.net/article/420049-NASA-admits-climate-change-occurs-because-of-changes-in-Earths-solar-orbit-not-because-of-SUVs-and-fossil-fuels>

<https://www.youtube.com/watch?v=b50yv8I6I-g>

Importance of Sun on Climate [Willie Soon](#)

<https://agupubs.onlinelibrary.wiley.com/doi/10.1029/2024GL111500> - Volcanic activity can have a significantly greater effect than CO₂

[Feed | CO₂ Coalition Discussion Group](#) Climate Change and Extreme Weather Events Jim Steele

6) Is Climate change mainly caused by mankind's emissions of CO₂?

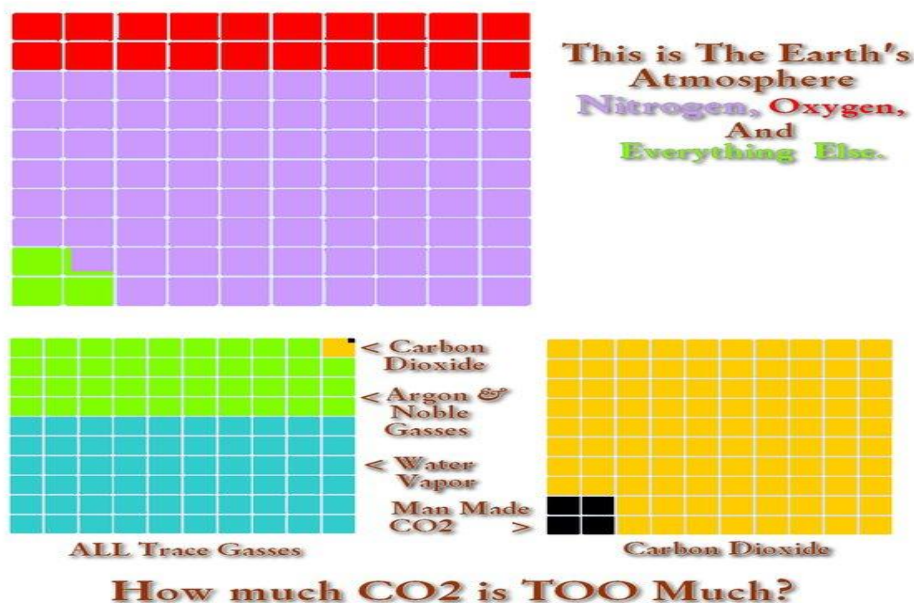
Ocean currents, clouds and the urban heat island effects also impact Climate Change

- Cycles of changes in the Earth's ellipsoid orbit cause ice ages every 100,000 years and the changing tilt of the Earth on a 40,000-year cycle causes an increase or decrease in the intensity of an Ice Age
- Prolonged periods of reduced solar activity, termed a Grand Solar Minimum, contributed to the Little Ice Age. Long periods of increased solar activity, termed a Grand Solar Maximum, helped pull the Earth out of the Little Ice Age and contributed to the 20th century global warming.
- The El-Niño Southern Oscillation is so big it drives more than weather; it impacts a longer-term climate change cycle of building up heat on the surface of the Pacific Ocean that warms the atmosphere (El Niño) and then a cooling of the ocean surface, which cools the atmosphere (El Niña). The El Niño effect could explain all the global warming since 1859.
- Other factors impacting the climate include ocean currents, clouds and the urban heat island effect.
- Ocean currents have a major impact on temperatures. However, CO₂ is not a factor in heating or cooling the ocean, as CO₂ gives off longwave infrared radiation, which can only penetrate the ocean's surface by less than a millimetre. This longwave radiation is then immediately released back into the atmosphere. Only the Sun's ultraviolet, visible, and short-wavelength infrared can penetrate many metres into the ocean's surface and heat the water.
- Clouds also impact temperature. Water-rich clouds over the tropical oceans have the greatest cooling effect and low-water ice clouds at high altitudes have the strongest warming effect.
- Higher global surface temperatures result in more surface water being evaporated into water vapour, which enables more water-rich cloud formations when the water vapour condenses. This results in a cooling effect. Nature is dominated by negative feedbacks like this, which mitigate climate change.
- A 1 % change in cloud cover can have the same effect as doubling CO₂ levels.
- Reaching so-called "tipping points" is rare, as complex natural balances of multiple variables have mitigated changes and have done so throughout geologic time.
- All human permanent settlements also contribute to climate change. The average minimum daily temperatures have been warmer because of the urban heat island effect. Reference book *Sunset on Net Zero* by Ron Barnby

6) Is Climate change mainly caused by mankind's emissions of CO₂?

CO₂ takes up a very small 0.04% proportion of the Earth's total atmospheric gas

- Greenhouse gas takes up 0.8% of total atmospheric gases; CO₂ represents 5% of greenhouse gas
- CO₂ represents only 0.04% of the total atmospheric gases The human contribution to the 0.04% total is 0.0011%.
- During the world's history, CO₂ levels varied between 0.02% and 0.4%, with some very high excursions
- 0.04% equates to 4 bathtubs volume compared to an Olympic pool's 10,000 bathtubs of water
- All greenhouse gases (5% CO₂) keep the world warm, absorbing heat and radiating it back to Earth, warming the surface and atmosphere. Humans could not exist on Earth without this warming effect



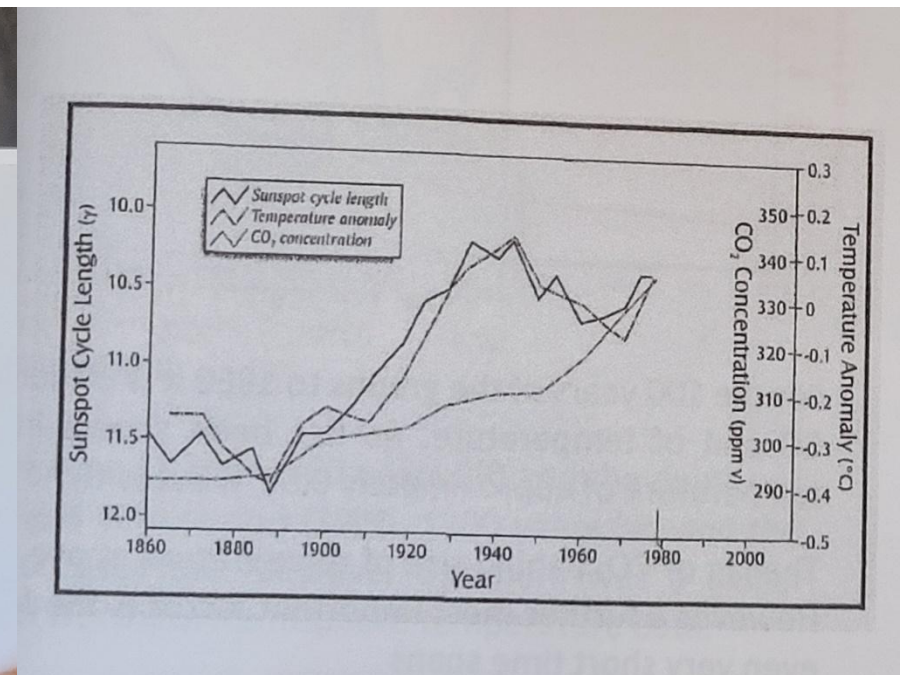
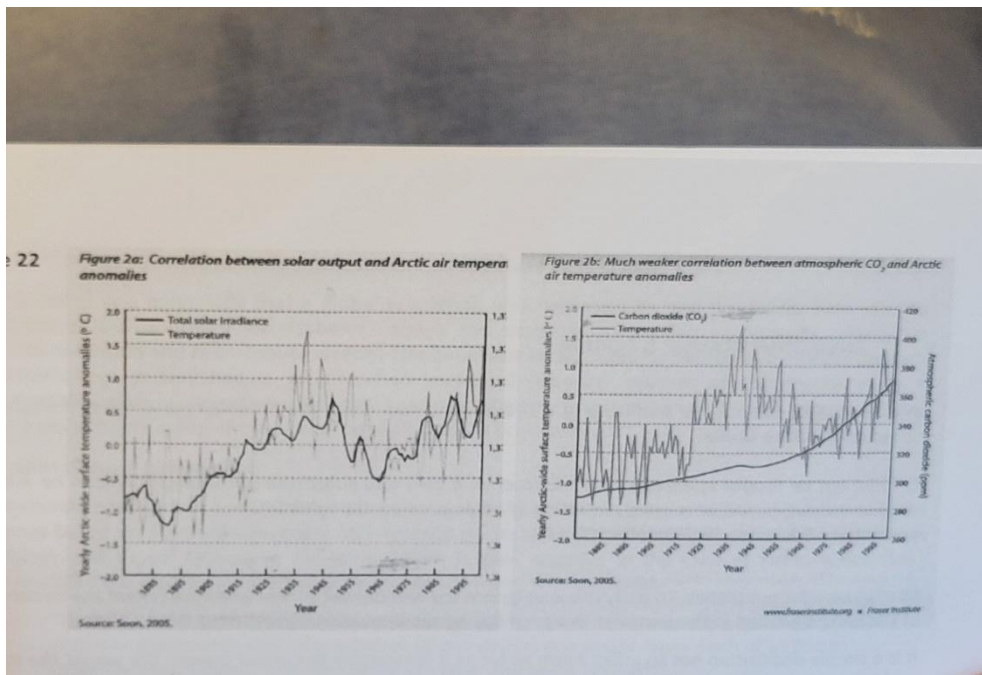
Atmospheric Composition

	% ppmv	
N ₂ + O ₂	99%	78% N ₂ 21% O ₂ . Largely invisible to infrared rays
H ₂ O	0.4%	Varies greatly with location and weather, 0% in cold regions, 5% in the warm tropics (50,000 ppm)
CO ₂ total	0.0397%	Increased by 22% 1990-2025 ³²⁰ to reach 427ppm
CO ₂ anthro	0.0011%	The anthropogenic contribution is 5.3% of the total, 50% of which is absorbed by natural ecosystems = 0.04x 0.053x0.5 ³²¹
CH ₄	0.000179%	Increased by 14% 1990-2025, to reach 1.94ppm
Other gases	0.94%	Mostly Argon, which along with other trace gases are inert and don't do much in the atmosphere

6) Is Climate change mainly caused by mankind's emissions of CO₂?

1) Graphs showing correlations between solar output, temperature and CO₂

- There is no correlation of temperature increase with a rise in CO₂ concentrations.
- There is large and persistent correlation between solar activity and climate variations.
- Dramatic Sun effect examples are seasonal plus day and night temperature changes



Reference book: Climate All Is Well, All Will Be Well page 28, 29

Source: Soon, 2005; www.fraserinstitute.org

[Henrik Svensmark & Nir Shaviv - How the sun regulates our climate – YouTube](#)

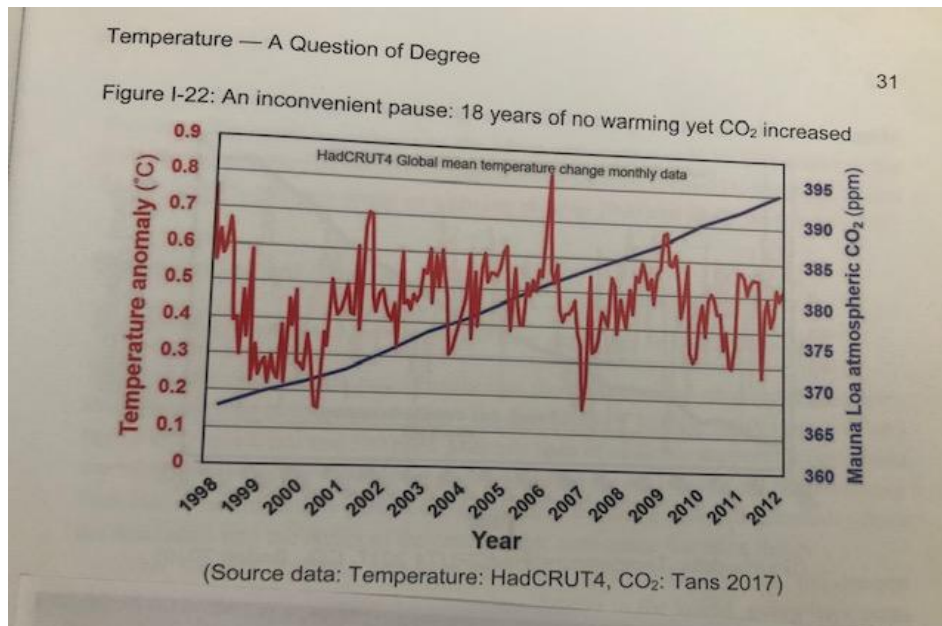
[info/global-warming-is-caused-by-the-sun-not-co2/](#) 33 bullet points proving 'Global Warming' is caused by the Sun and not CO₂ by Dr. Roger Higgs

6) Is Climate change mainly caused by mankind's emissions of CO₂?

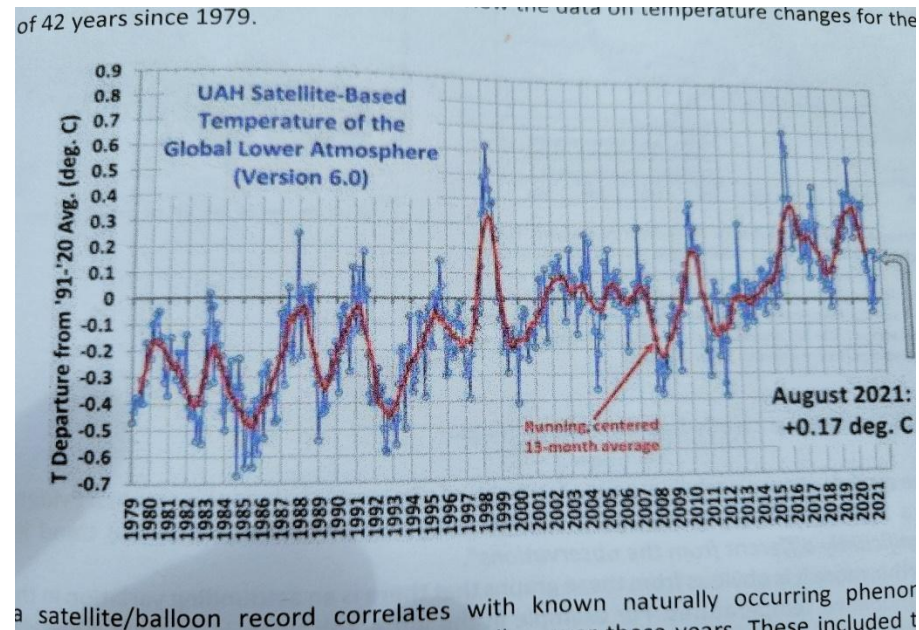
1) Graphs showing global temperature and CO₂ levels

- Recent mankind CO₂ emissions have increased CO₂ levels from 180 ppm to 415 ppm
- The UAH data show warming of the atmosphere since 1979 of 0.56 degrees C, while CO₂ atmospheric density increased since 1979 by 80 ppm (24%)
- Since 1979, CO₂ levels have risen dramatically while temperatures rose only slightly

1998 – 2012 Temperature and CO₂ changes



1979 – 2021 Global Temperatures Changes



Reference book: Inconvenient Facts page 31

Source: Temperature HadCRUT4 CO₂ Tans 2017

Reference Book: Climate All is Well, All Will Be Well page 19

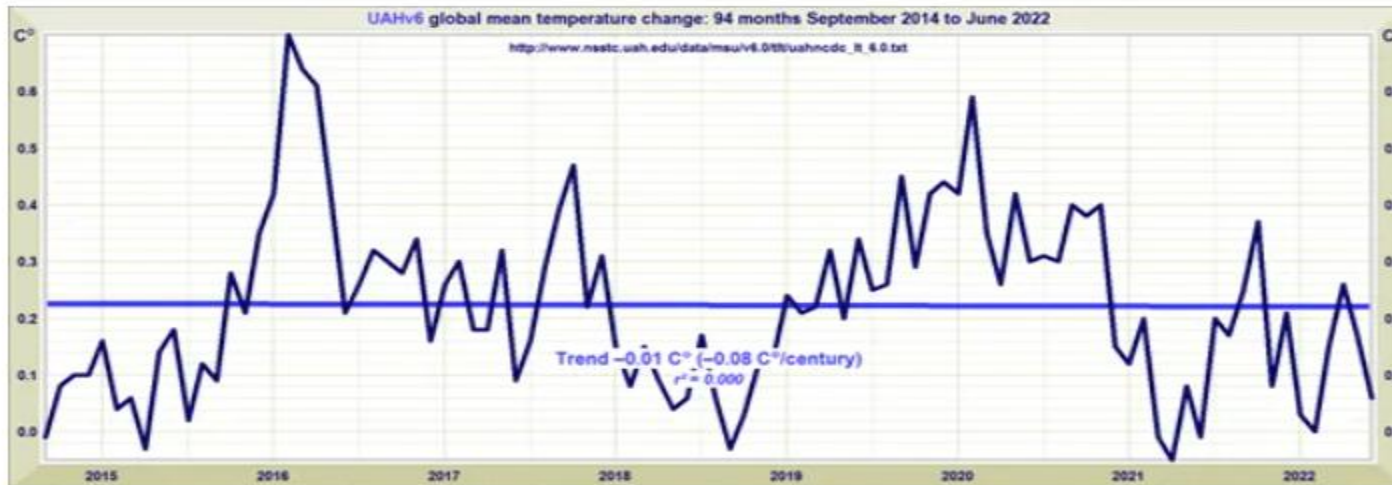
Source: UAH Satellite Based Temperature

6) Is Climate change mainly caused by mankind's emissions of CO₂?

1) Graphs showing global temperature pause (flat temperatures) for 18 years

- CO₂ levels have risen continuously since 1998, yet global temperatures were flat for 18 years

Global Mean Temperature Change September 2014 – June 2022



This Pause, like its predecessor, which was an impressive 18 years 8 months (UAH), or 18 years 9 months (HadCRUT4), is, as always, not cherry-picked. It is derived from the UAH monthly global mean lower-troposphere temperature anomalies as the period from the earliest month starting with which the least-squares linear-regression trend to the most recent month for which data are available does not exceed zero. Whatever the data show, I show. Or, in the immortal words of Dr Roy Spencer, speaking of his dataset, "It is what it is". In that splendid dictum speaks all true science.

The least-squares trend, which Professor Jones at the University of East Anglia used to recommend as the simplest and most robust method of deriving global-temperature trends, takes due account of all monthly values, not merely of the starting and ending values.

6) Is Climate change mainly caused by mankind's emissions of CO₂?

NOAA released in January the year-end global temperature data for 2022

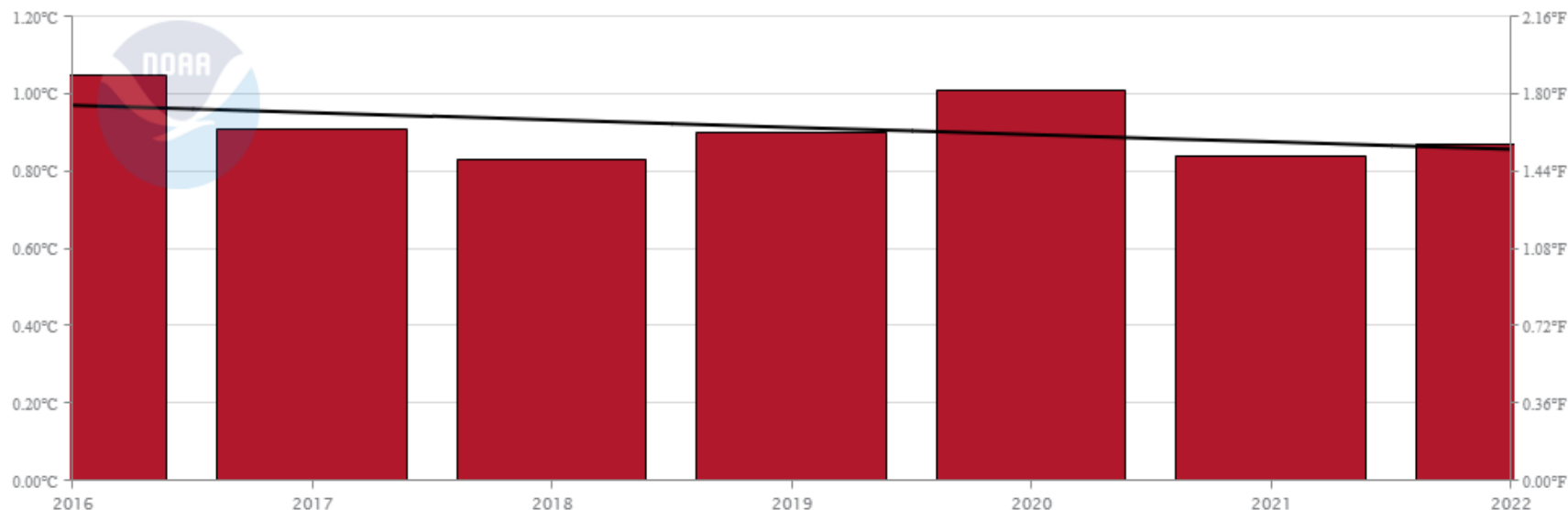
NOAA shows that since 2015 there has not been any global warming despite the emission of more than 450 billion tons of CO₂ emissions

- The agency's 'Global Time Series' temperature tool plots the current 'Land and Ocean' rate of decrease as **0.19C per decade**, up from a decrease of 0.11C per decade at the start of the year

NOAA CHARTS REVEAL RESENT GLOBAL COOLING

Global Land and Ocean
August-July Temperature Anomalies

■ 2016-2022 Trend
(-0.19°C/Decade)



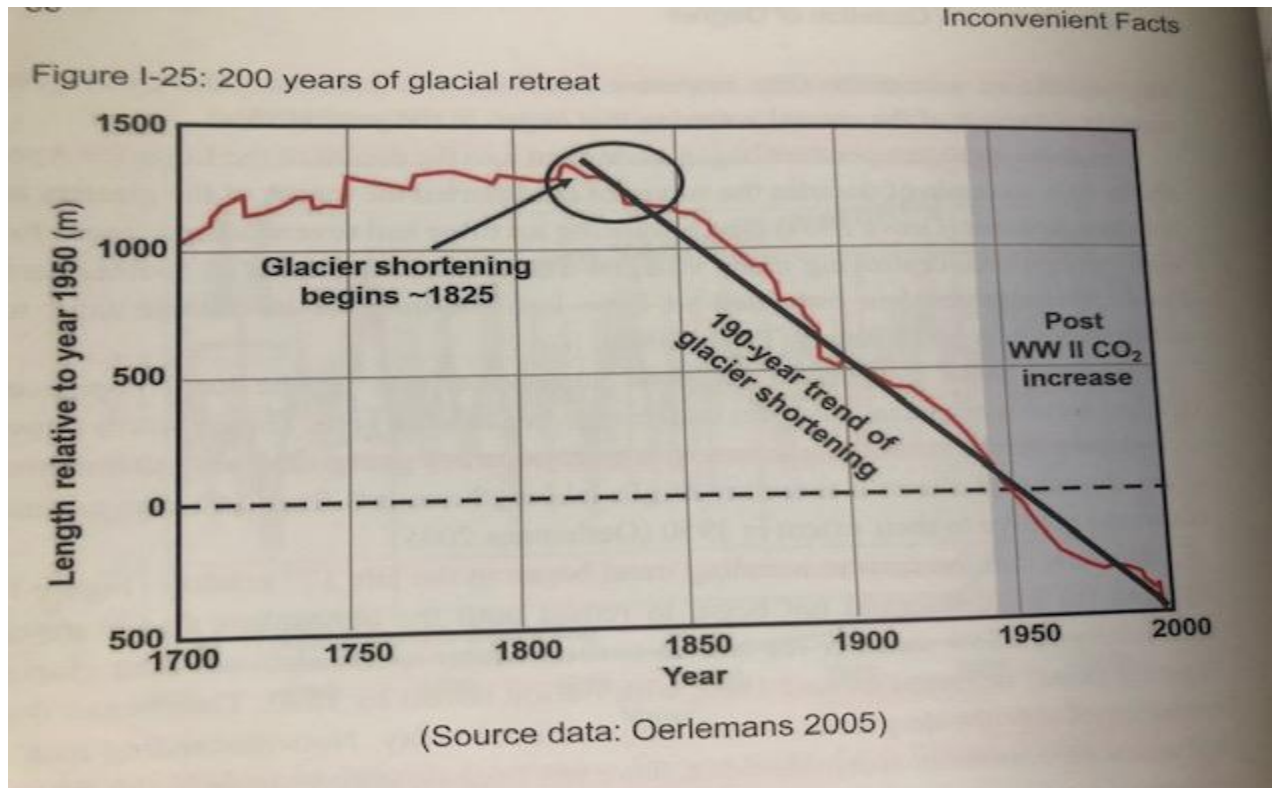
Reference [[ncei.noaa.gov](https://www.noaa.gov)]

6) Is Climate change mainly caused by mankind's emissions of CO₂?

Graph showing rate of glacial retreat between 1700 and 2000 with period of increasing CO₂

- The rate of glacier shortening and ice melting has remained constant since about 1825 and does not appear to be impacted by recent, higher CO₂ levels.

200 Years of Constant Glacial Retreat



Reference book: Inconvenient Facts page 36

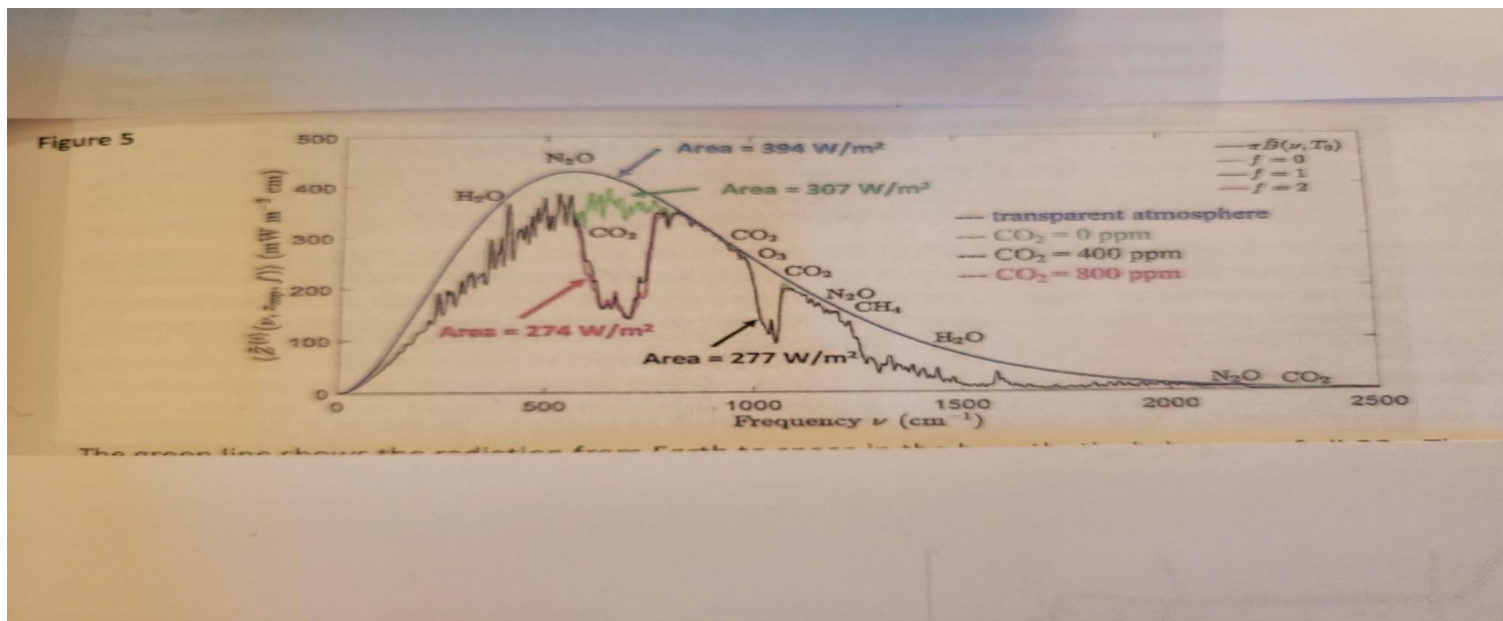
Source: Oerlemans 2005

7) What is impact of increasing CO₂ emissions on climate warming?

Planck curve shows the insignificant impact of doubling atmospheric CO₂

- The absorption sensitivity of CO₂ reduces logarithmically (twice as much CO₂ is needed for the same added impact).
- Max Planck delineated the spectrum of radiation from warm bodies. The horizontal scale is the frequency of thermal radiation. The vertical scale is the thermal power going out into space. The area under the curve corresponds to the cooling power of the radiation. If there were no greenhouse gases, the radiation into space would be comprised within the upper blue curve.
- The infrared radiation from Earth to space with CO₂ at 400 ppm is shown by the jagged black line. The red line is what the Earth would radiate into space if the concentration of CO₂ were to double to 800 ppm.
- The impact of doubling CO₂ from 400ppm to 800ppm, according to basic physics, is only 0.71C of warming.

Planck Curve Showing the Effect of CO₂ on the Heat Spectrum of the Earth



Reference: Climate All Is Well, All Will Be Well Jeremy Nieboer page 13

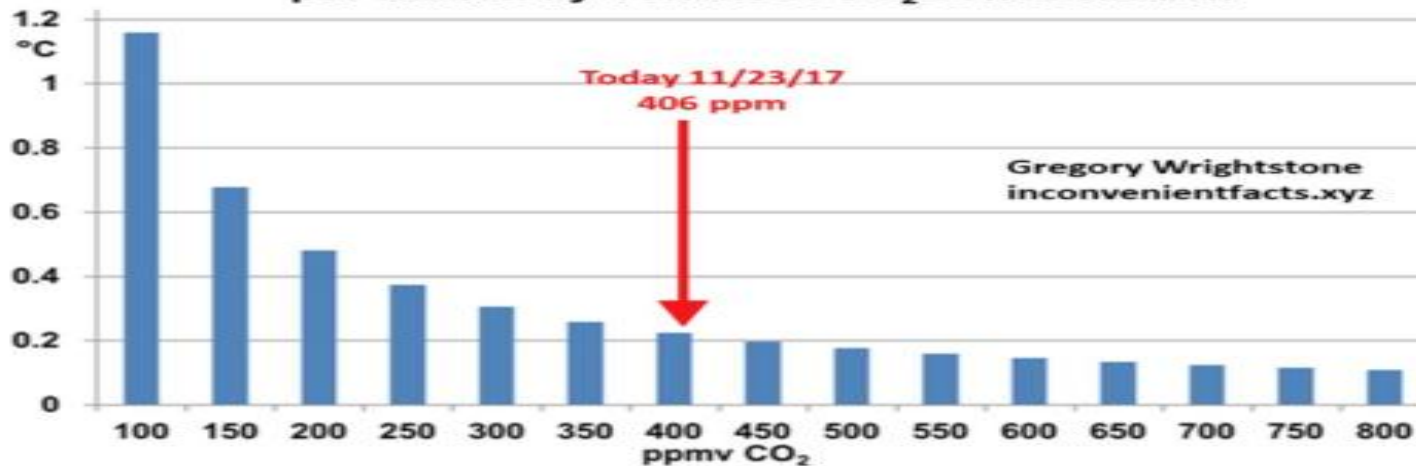
7) What is impact of increasing CO₂ emissions on climate warming?

Graph shows warming impact decreases with additional atmospheric CO₂

- The warming effect of CO₂ declines (logarithmically) as its concentration increases.
- Adding more CO₂ has an ever-decreasing impact on the Greenhouse gas effect on the climate.
- From 1898 to 1998 global temperatures increased 0.8C and CO₂ increased from 295 ppm to 367 ppm. Since 1998, CO₂ has increased from 367 ppm to 420 ppm, half of the previous increase, while temperatures rose slightly.

Temperature Impact Decreases with Increased CO₂

Figure I-3: Less global warming for each additional 50 parts-per-million-by-volume of CO₂ concentration



Reference: Inconvenient Facts page 7 plus 208

www.ronaldbarmby.ca

Graph calculated using IPCC's formula Courtesy Monckton 2017

Ivan Giaver <https://www.foreignpolicyjournal.com/2016/01/01/nobel-laureate-ivar-giaever-on-climate-change/>

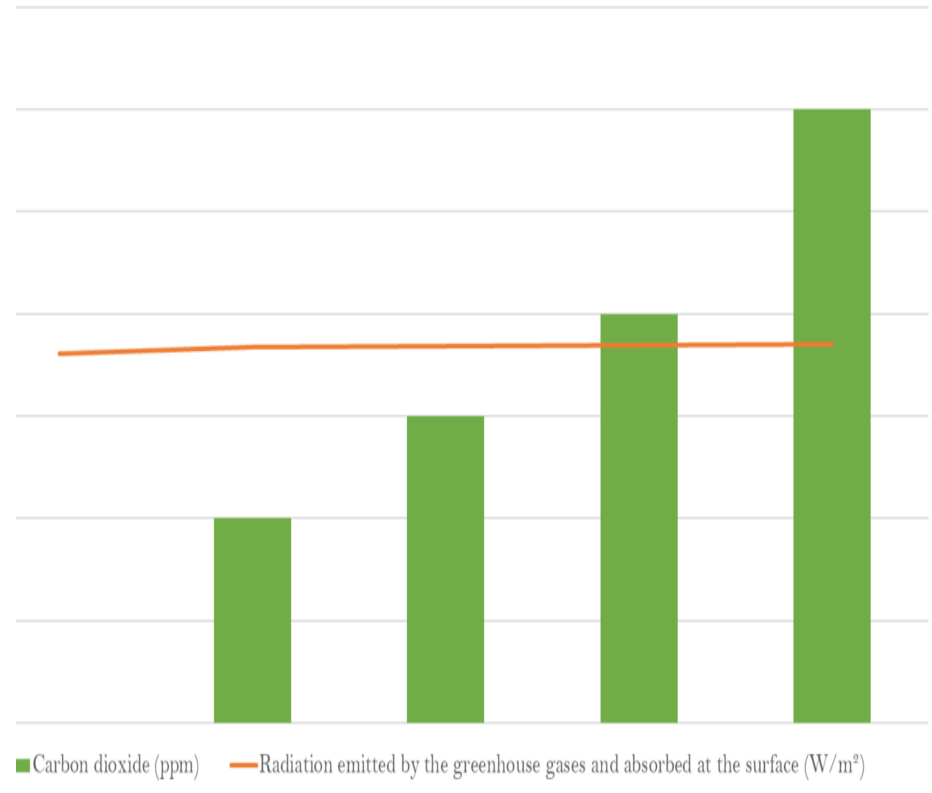
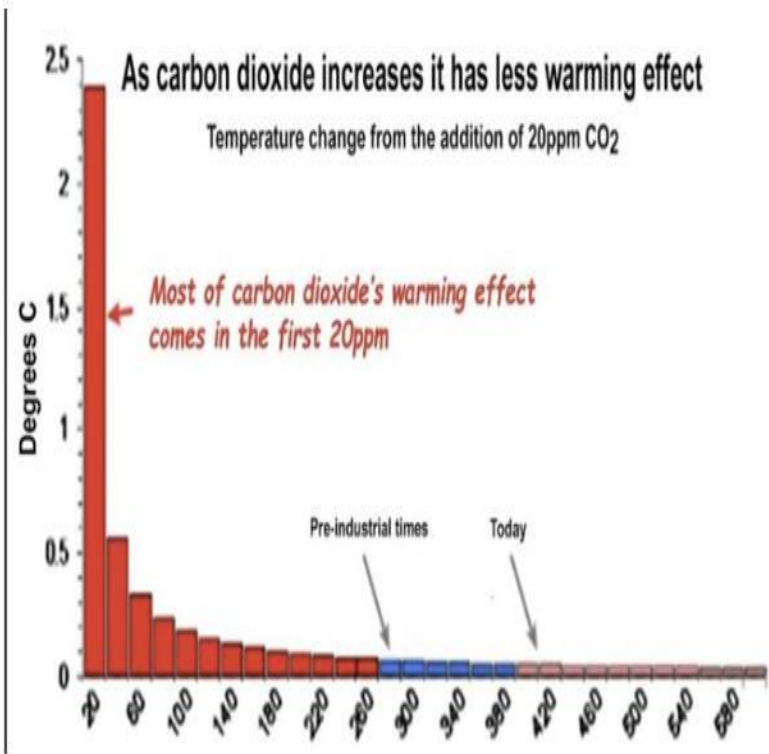
https://youtu.be/pHCCE-sw_Sc William Harper discussion on CO₂

7) What is impact of increasing CO₂ emissions on climate warming?

CO₂ has almost no effect on global temperature says leading climate scientist

PUBLISHED ON OCT 19, 2022

Rising CO₂ concentration makes almost no difference to the strength of the greenhouse effect



As CO₂ concentration increases from 0 to 600 parts per million (green bars), the total strength of the greenhouse effect, measured as the energy the greenhouse gases radiate to the Earth's surface, barely changes (orange line). Source: [Kininmonth 2022](#)

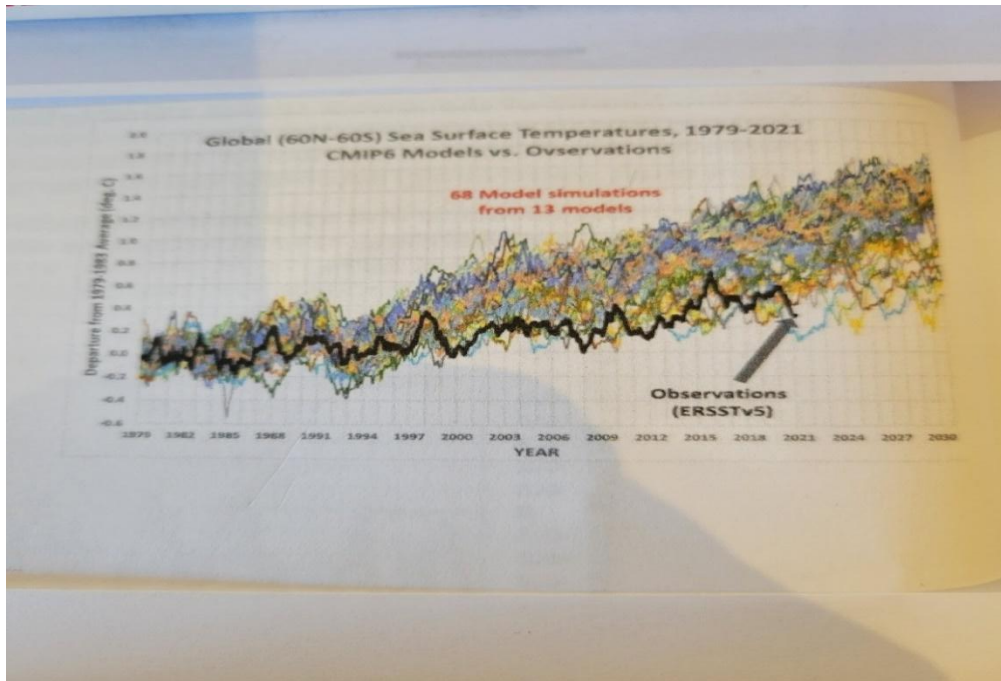
7) What is impact of increasing CO₂ emissions on climate warming?

CO₂ driven climate models over estimate actual trend of climate change

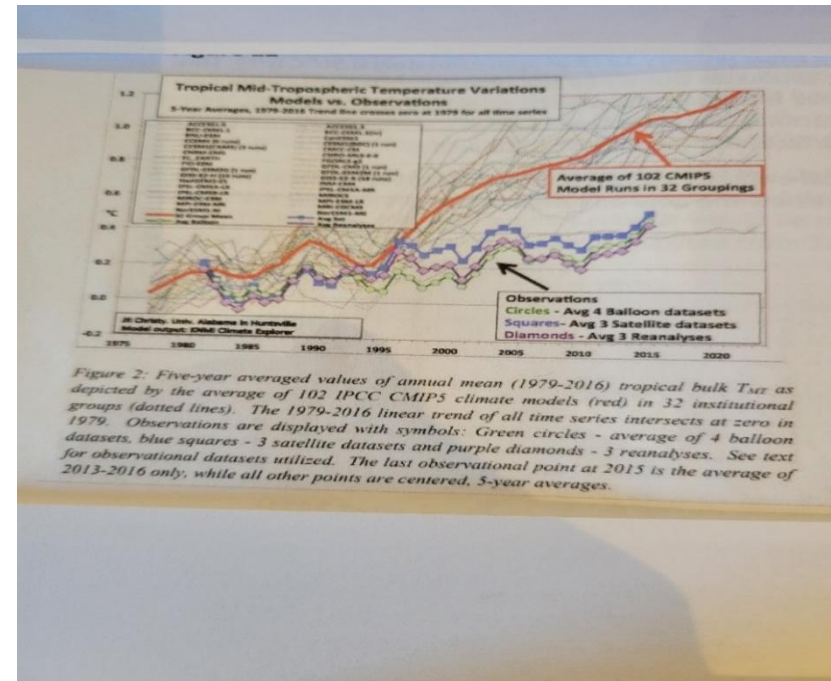
- The left-hand graph shows the ocean surface temperatures and the CMIP6 climate model simulations from 13 different climate models that underwrite the IPCC 2012 report. The 42 years of observations from 1979 show warming as occurring much more slowly than the average climate model predicted
- The right-hand graph shows the average of 102 climate models of the IPCC shown against the actual observed atmospheric temperature record from three sources – satellite, balloon and reanalyses

Computer climate models vs actual results

Ocean surface temperatures



Atmosphere temperatures



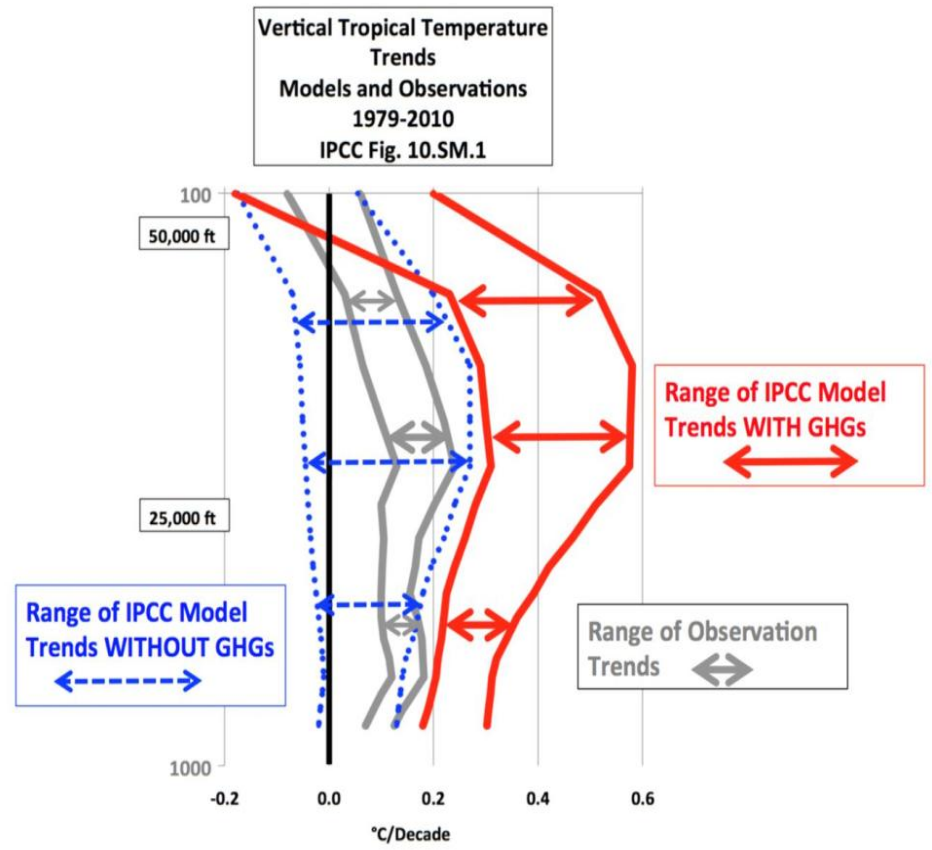
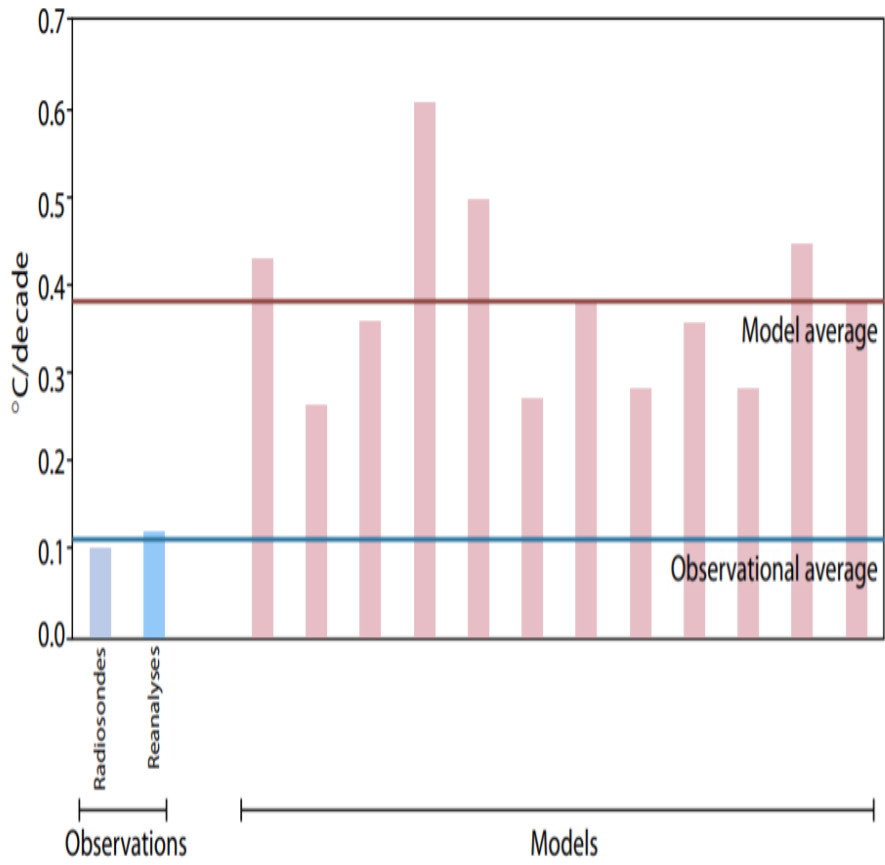
Reference: Climate All Is Well, All Will Be Well Jeremy Nieboer page 20017

Source: J.R. Christy, Univ. of Alabama; KNMI Climate Explorer

7) What is impact of increasing CO₂ emissions on climate warming?

CO₂-driven climate models over estimate actual trend of climate change

Computer climate models vs actual results

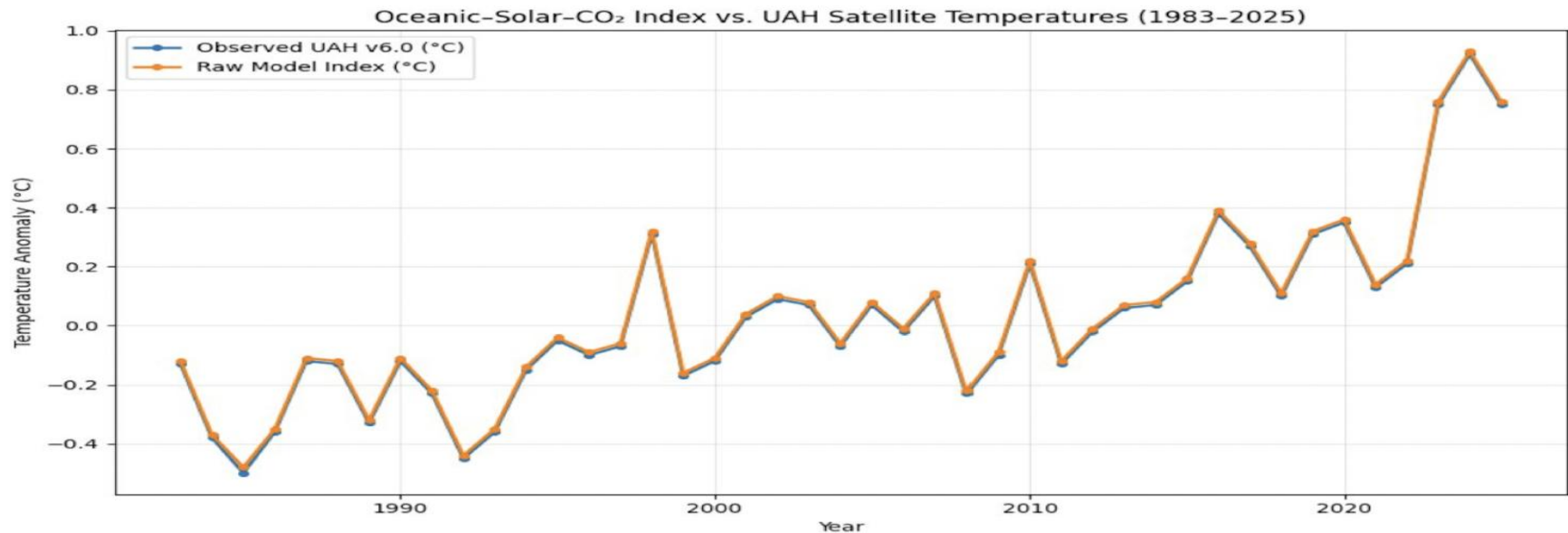


7) What is impact of increasing CO₂ emissions on climate warming?

Finally, a successful climate change model that matches historic results

Paul Burgess's Oceanic – Solar – CO₂ index-based temperature modelling results versus satellite temperatures show an excellent match between 1983 and 2025. Having the model explain the temperatures so exactly shows that since 1983, 75% of the modest global warming experienced occurred due to natural events, strongly impacted by ocean current changes, with only minor CO₂ impact. Only 25% was due to mankind's added CO₂. Based on this model, another 1 degree warming, beneficial to mankind, will occur in the next 175 years.

Yearly Temperature Modeling Results 1983 -2025



Paul Burgess paper [The Oceanic-Solar Index and Sea Surface Temperature A Plain-English Physical Explanation](#)

[The Sun, The Clouds, The Oceans In My Most Important Video Ever](#) Paul Burgess's successful modelling shows that since 1983, temperature can be replicated simply by looking at the new Oceanic Index and the amount of solar radiation, not the CO₂ and a small element of CO₂.

[At last the answer: how much warming is natural and how much warming is from mankind?](#) Paul Burgess

7) What is impact of increasing CO₂ emissions on climate warming?

Paul Burgess has successfully modelled climate change, showing it is impacted by the oceans

Changes in Sea-Surface Temperature (SST) are linked to the Oceanic-Solar Index, which provides a direct, physical explanation of why CO₂ downward reflected energy cannot make a strong impact on ocean temperatures.

1. How Energy Enters the Ocean

The ocean is warmed mainly by shortwave radiation from the Sun. This energy moves downward into the ocean and is absorbed throughout the upper water column. In contrast, **CO₂-related infrared radiation is absorbed only at the very surface (due to its radiation frequency), but does not penetrate into the ocean beyond the ocean skin surface.** Sunlight heating penetrates further downward and warms a large volume of ocean water.

2. The Hairdryer and Bath Analogy

Trying to warm the ocean using CO₂ is like trying to heat a bath with a hairdryer. The air just above the water warms briefly, but the bath itself hardly changes temperature. To heat the bath, energy must be delivered deeper into the water, not just across its surface.

3. The Oceanic-Solar Index Connection

Natural ocean cycles change winds and cloud cover. With cloud coverage, less sunlight moves downward into the ocean, reducing absorbed energy and lowering the SST.

The Oceanic-Solar Index captures this sequence and the successful modelling explains (matches) the timing of observed warming associated with the oceans and not changes in CO₂.

[The Sun, The Clouds, The Oceans In My Most Important Video Ever](#) Paul Burgess's successful modelling shows that since 1983, temperature can be replicated simply by looking at the new Oceanic Index and the amount of solar radiation, not the CO₂ and a small element of CO₂.

7) What is impact of increasing CO₂ emissions on climate warming?

Paul Burgess has successfully modelled climate change, showing it is impacted by the oceans

4 Satellite Measurements Show Limited Impact from CO₂-Reflected Heat

Using satellite measurements, the Oceanic-Solar explanation of Earth's energy balance, rather than surface ocean temperatures, demonstrates why the CO₂ downward reflected wavelength energy has minimal impact. These satellites measure how much sunlight enters the climate system, how much is reflected back by clouds, and how much energy leaves Earth again. The energy budget can be separated into two parts: all-sky covered conditions (including clouds) and clear-sky conditions (clouds mathematically removed). The key finding is that recent warming appears strongest in the all-sky covered data but is much weaker in the clear-sky data. This shows that the dominant energy change is linked to clouds and sunlight, not to greenhouse trapping in clear air. When cloud effects are removed, the apparent excess heating largely disappears, supporting the cloud-impacted solar ocean heating mechanism.

The pattern of ocean heat uptake matches what is expected from sunlight entering from above and being reflected downward, rather than from infrared heating confined to the surface.

Conclusion

Sea-surface temperature changes are controlled mainly by how much sunlight enters the ocean. Because sunlight penetrates deeply and CO₂ does not, the Oceanic-Solar Index provides a physically consistent explanation for observed ocean warming confirmed by independent satellite energy measurements.

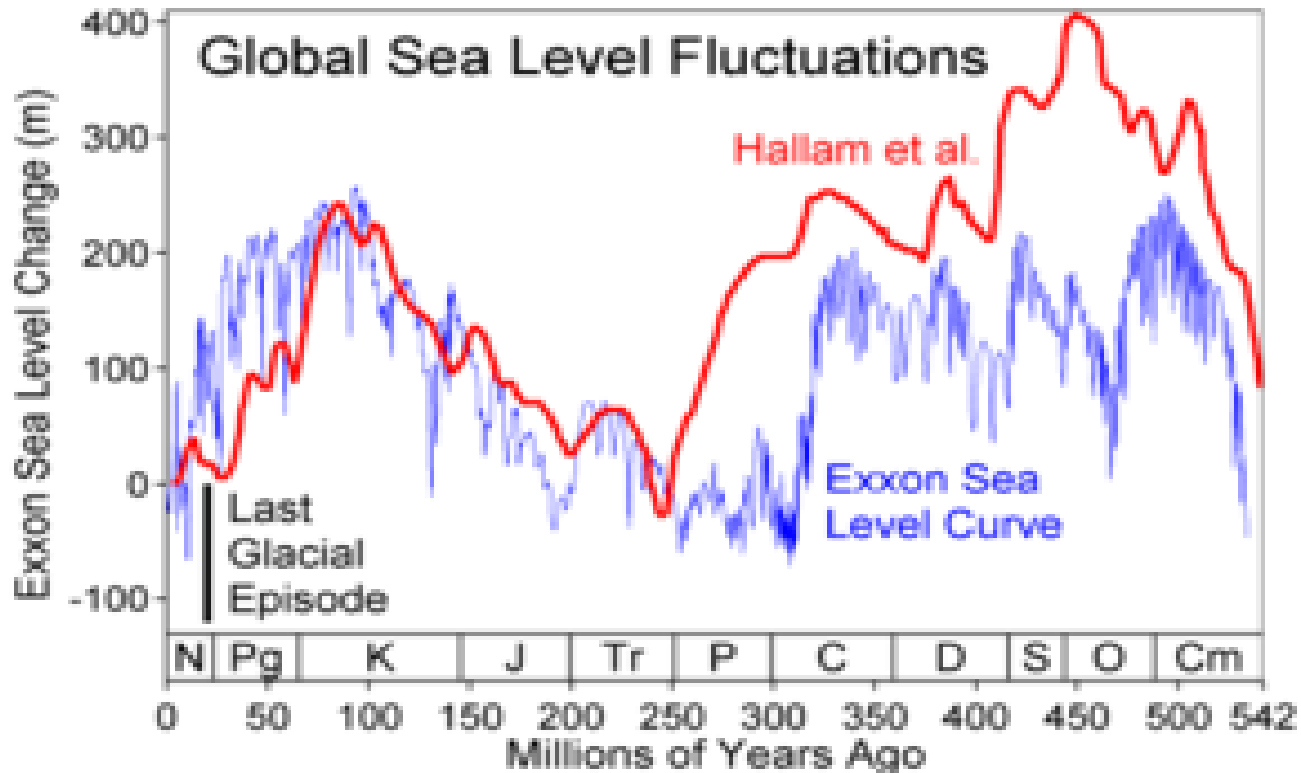
Paul Burgess paper The Oceanic-Solar Index and Sea Surface Temperature A Plain-English Physical Explanation

[The Sun, The Clouds, The Oceans In My Most Important Video Ever](#) Paul Burgess's successful modelling shows that since 1983, temperature can be replicated simply by looking at the new Oceanic Index and the amount of solar radiation, not the CO₂ and a small element of CO₂.

8) Is sea level rise and rate of rise unusual and a major concern ?

Two independent graphs showing sea level changes over last 542 million years

- Global sea level has changed significantly over Earth's history and change is not new.
- 6,000 years ago, the average sea level was more than 6 feet higher than today.
- The main factors affecting sea level are the amount and volume of available water, including water taken up as ice caps and the shape and volume of the ocean basins.



- Geologists have used this global sea level change information to assist their exploration efforts.

Source: Wikipedia, Peter Vail publications

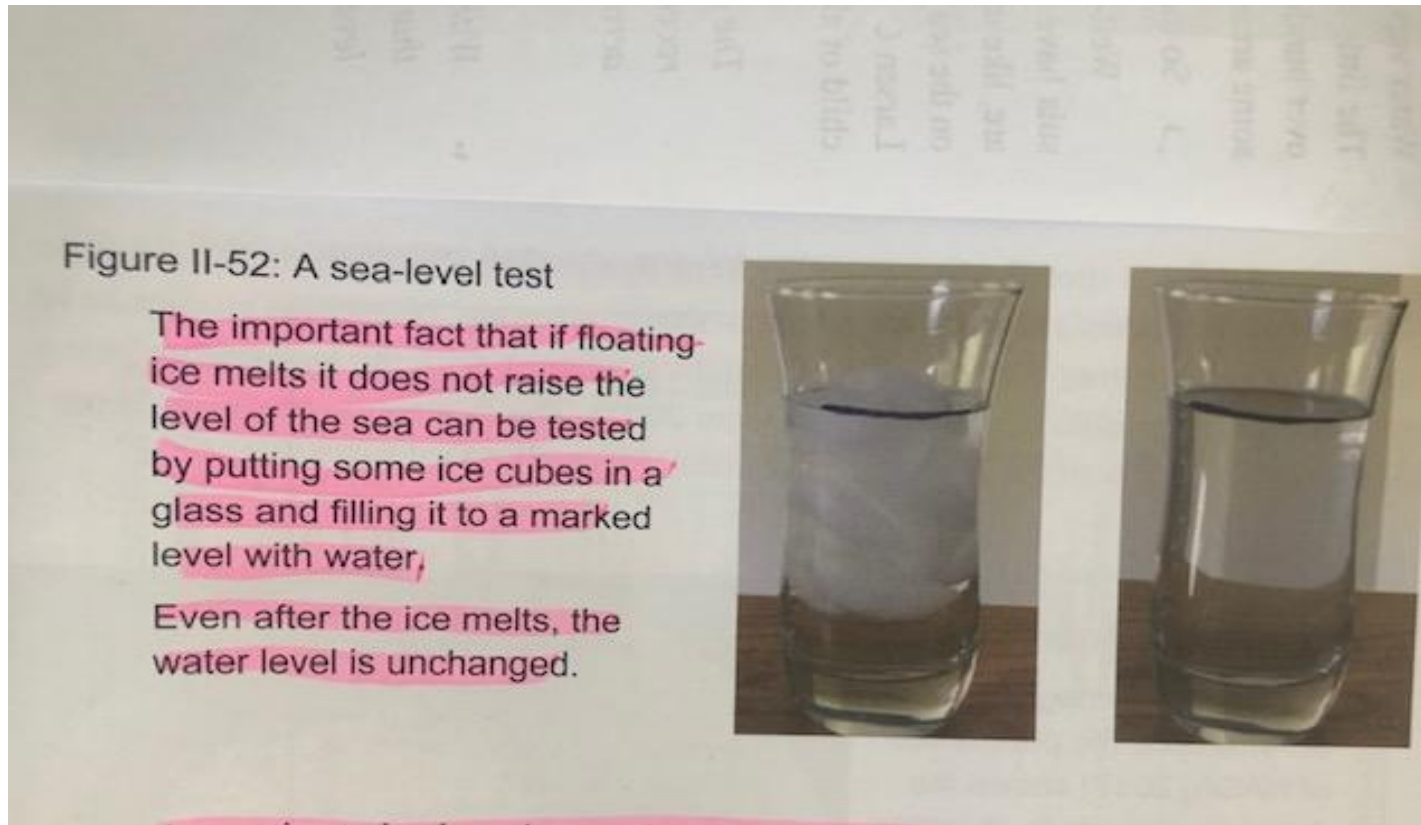
Source: Heaven and Earth, Global Warming and the Missing Science Plimer 2009

8) Is sea level rise and rate of rise unusual and a major concern ?

Basic physics: experiment showing impact of melting ice in water

- When ice in a glass of water melts, there is no change in water level.
- Melting the remaining polar ice caps that float on water will not impact sea levels; only the remaining ice on land can raise sea levels.

Water Level Test: Ice in Water and Melted Ice – No Change in Water Level

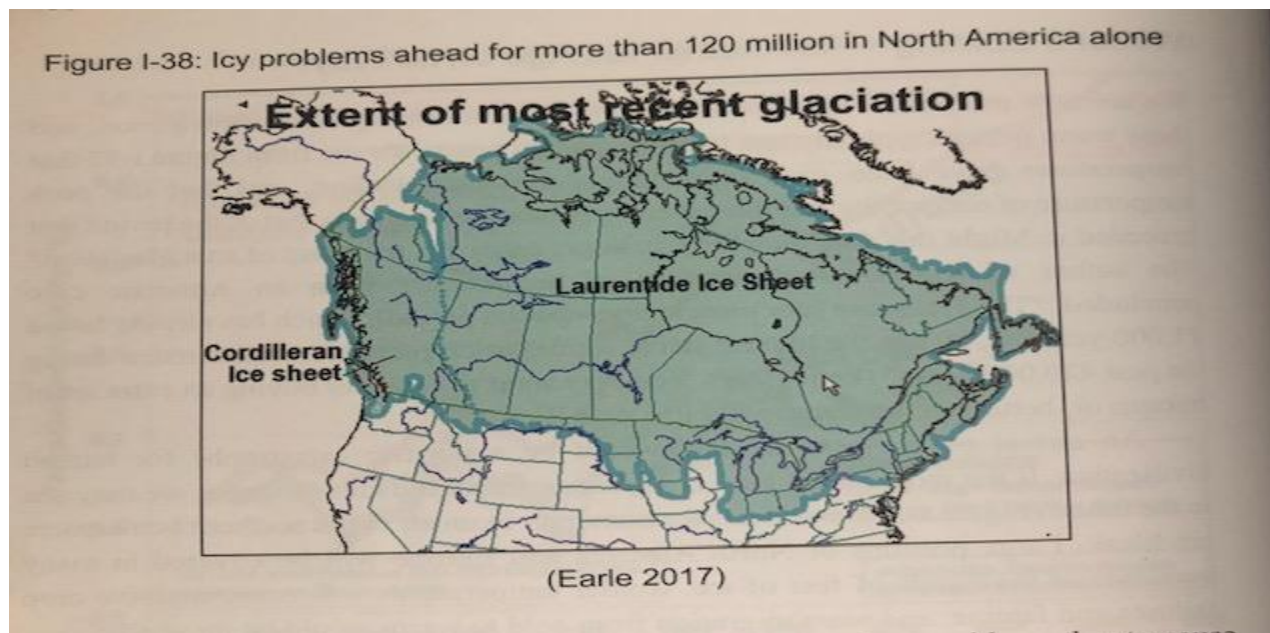


8) Is sea level rise and rate of rise unusual and a major concern?

Map showing extent of most recent glaciation over North America

- Most of North America's large ice cap has now melted, resulting in a previously experienced rapid rise in sea level. Only Greenland, Iceland, northern Alaska and northern Siberia now contain glaciers in the Arctic region.
- The global remaining ice caps on land are now much less, with correspondingly less impact.
- Following glaciation, sea level rise was due to ice melting plus sea warming and expanding.

Extent of Most Recent, Melted North America Glaciation



Reference book: Inconvenient Facts page 50

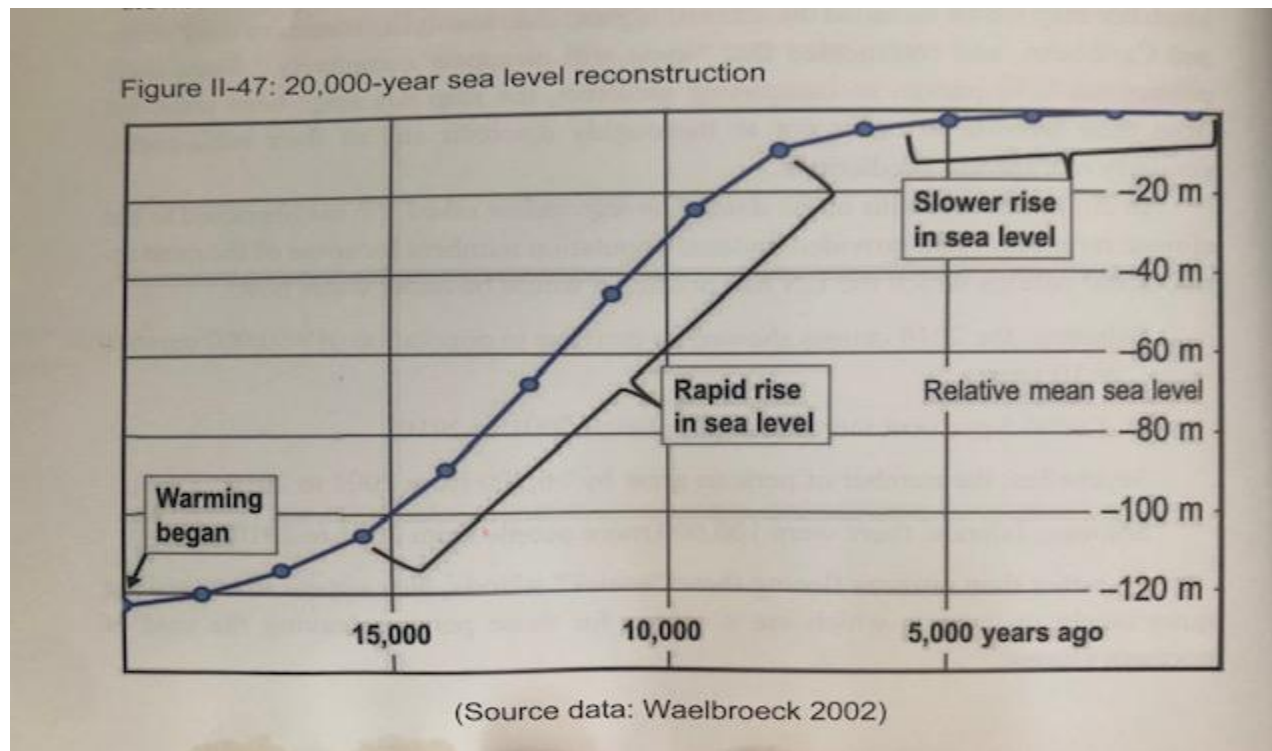
Source: Earle 2017

8) Is sea level rise and rate of rise unusual and a major concern?

Graph showing stages of sea level rate changes through melting ice cap over last 20,000 years

- Over the last 6 million years of several ice ages, the primary driver of sea level changes were periods of glaciation, which locked up huge amounts of water, drawing down sea levels, followed by periods of melting and rising seas. Warming and thereby expanding seas added to rising sea levels.
- During warmer interglacial periods, melting ice from land yielded much higher sea levels with less recent impact

2000-Year Sea Level Reconstruction



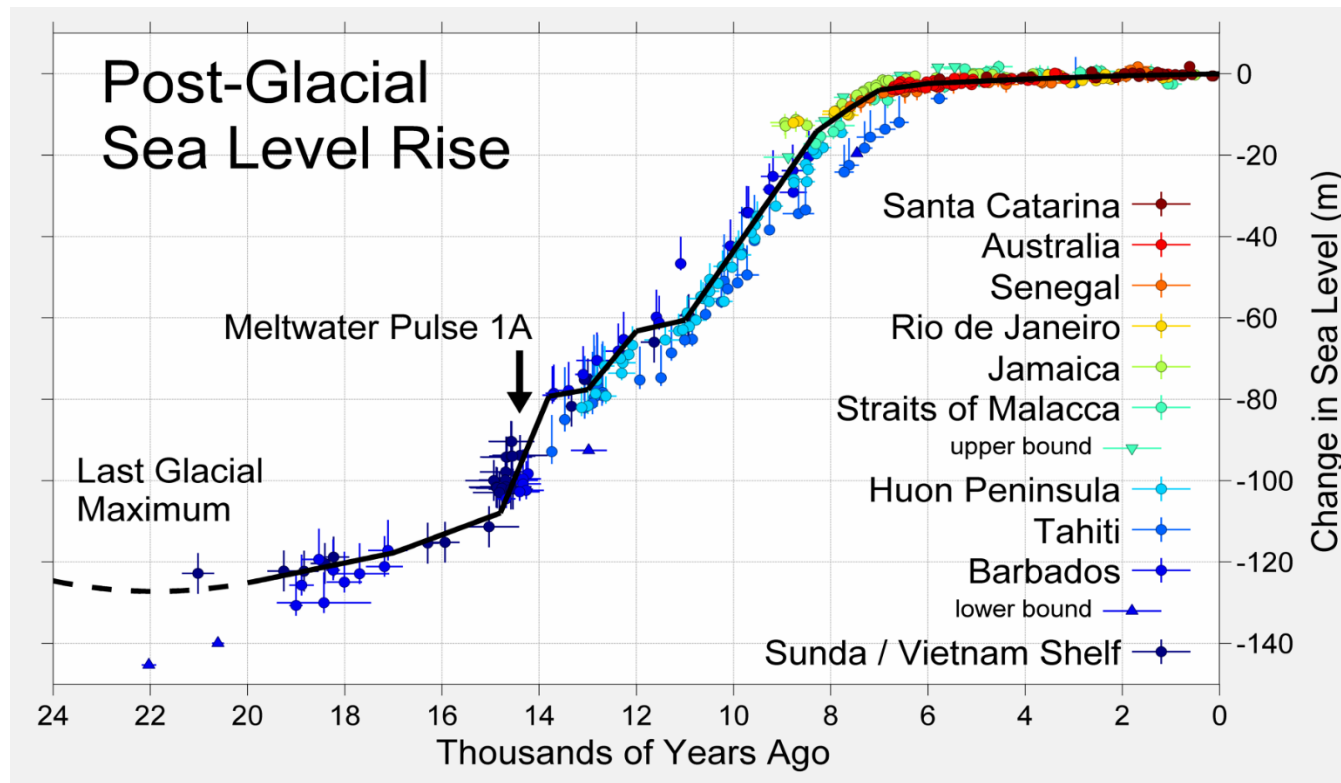
Reference book: Inconvenient Facts page 114

Source: Waelbroeck 2002

8) Is sea level rise and rate of rise unusual and a major concern?

Graph showing measured sea level changes through melting ice cap over last 24,000 years

- Since the melting of the North American ice cap, sea level rise has decreased dramatically and has been comparatively stable over the past 6,000 years
- Between 1901 and 2018, the globally averaged sea level rose by only 15 to 25 cm



Reference book: Fake Invisible Catastrophes and Threats of Doom page 63

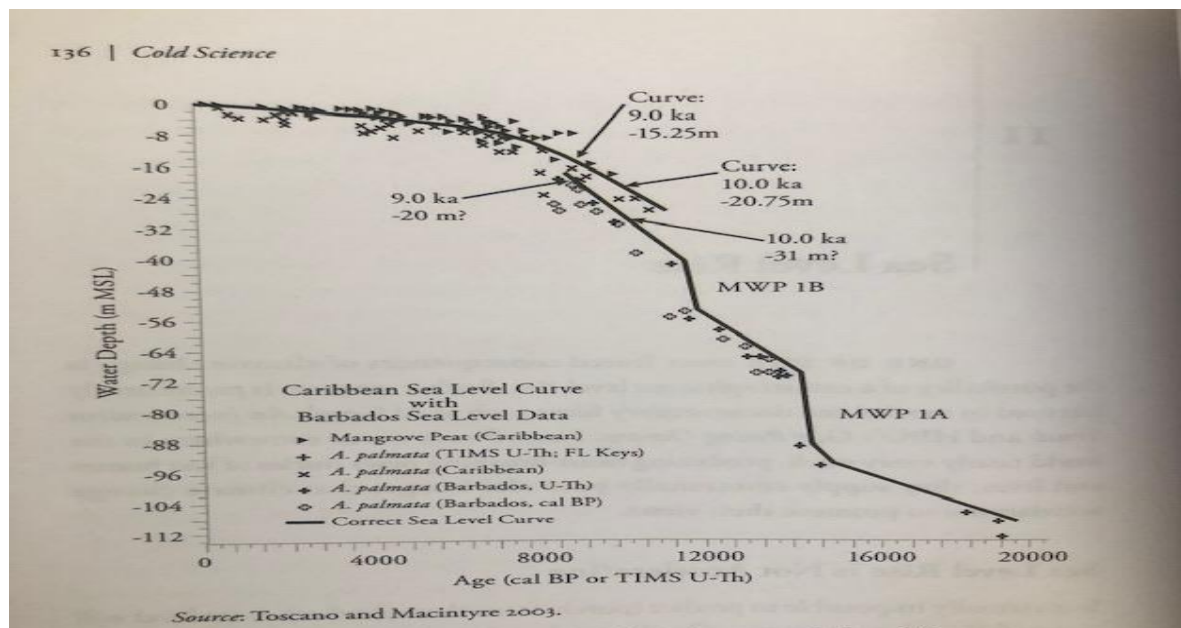
Source: Wikipedia

8) Is sea level rise and rate of rise unusual and a major concern?

Graph showing measured sea level changes through melting ice cap over last 20,000 years

- Sea level since the last glacial maximum, as deduced from coral and peat data, also shows the rapid sea level rise as continental ice sheets melted and a more modest rise since then.
- This modest rise was irrespective of global temperature fluctuations and recent increases in CO₂.

Post Glaciation Sea Level Rise



- Sea levels may continue to rise at these rates (about 20 cm per 100 years), but this is manageable.
- Societies can adapt to sea level rise in three different ways: implement managed retreat, accommodate coastal change, or protect against sea level rise through hard-construction practices like seawalls or soft approaches such as dune rehabilitation and beach nourishment. Focusing on reducing CO₂ emissions won't help.

Reference book Hot Talk Cold Science page 136

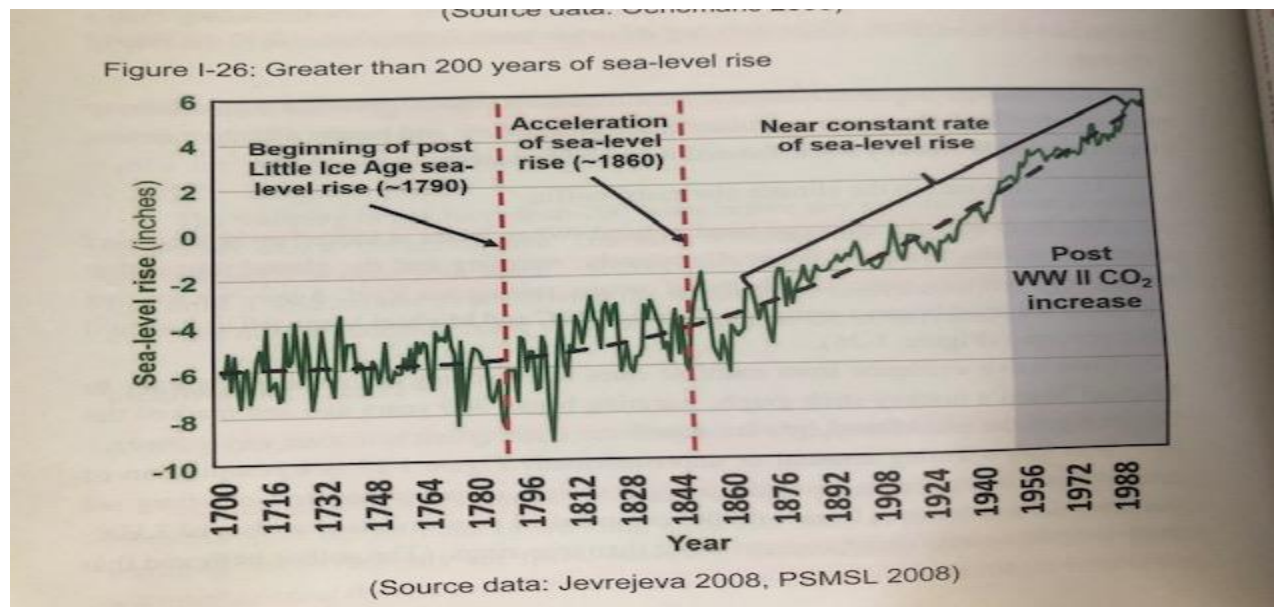
Source: Toscano and Macintyre 2003

8) Is sea level rise and rate of rise unusual and a major concern?

Graph showing rate of sea level rise between 1700 and 2000 with period of increasing CO₂ highlighted

- Sea level rise rates since 1844 have not changed with CO₂ increases.
- From 1898 to 1998 sea level has risen 20 cm, which is the same rate (20 cm per 100 years) over the previous 100 years – there was no change in the rate of sea level rise with more recent CO₂ increases.

Sea Level Rise 1700 - 1988



Reference book: Inconvenient Facts page 36

Source: Jevrejeva 2008, PSML 2008

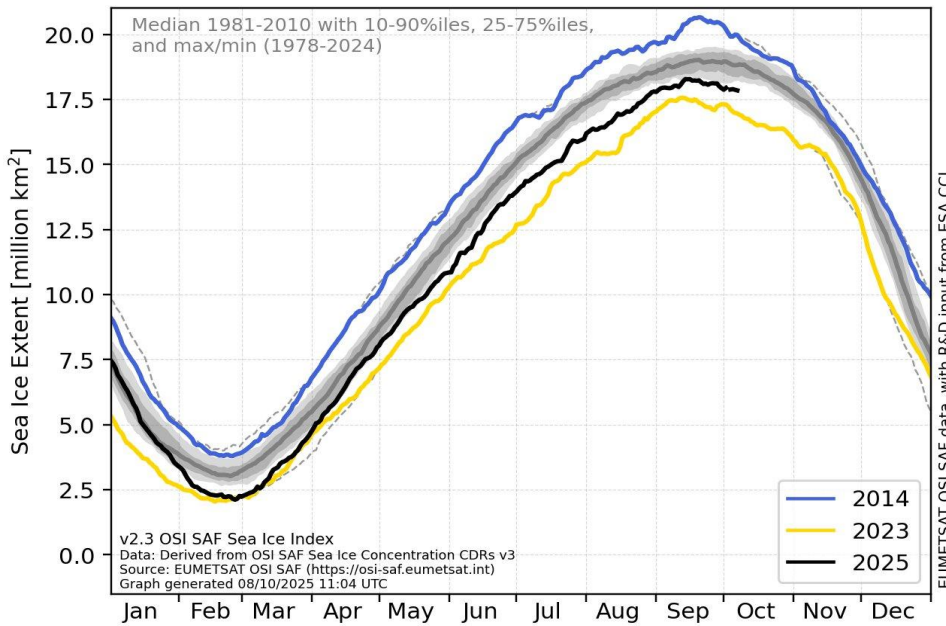
Video Ivan Giaever: <http://www.foreignpolicyjournal.com/2016/01/01/nobel-laureate-ivar-giaever-on-climate-change/>

8) Is sea level rise and rate of rise unusual and a major concern?

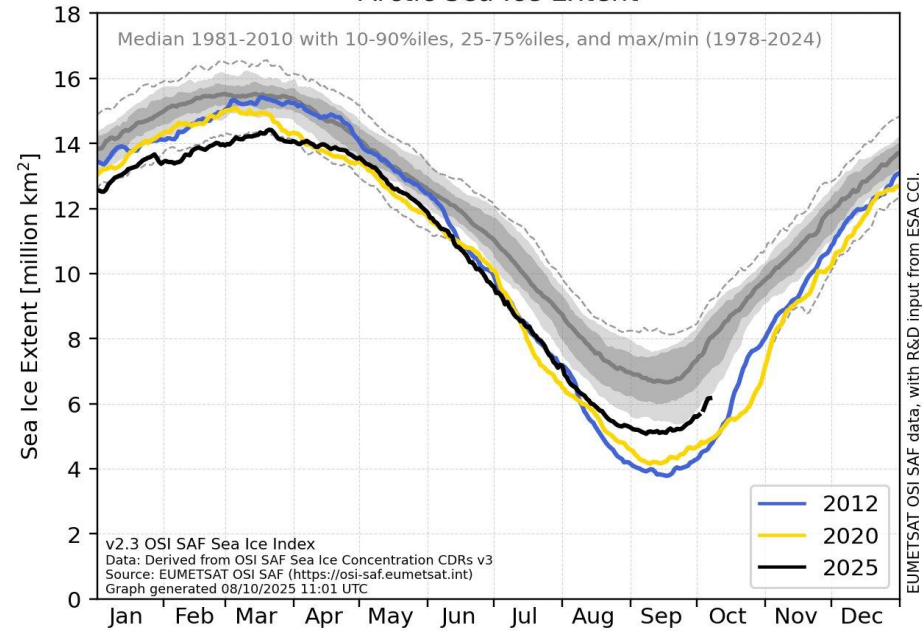
Polar Sea ice extent at both poles is now tracking close to their 1981–2010 averages

Antarctic ice has rebounded sharply from last year's low, while Arctic coverage is now within normal range,

Antarctic Sea Ice Extent



Arctic Sea Ice Extent



Back in 2009, the newly appointed director of the NSIDC, Mark Serreze, warned that Arctic sea ice was in a "death spiral". He predicted the Arctic could be ice-free by the summer of 2030, likely even earlier. Nearly two decades later, the data tell a different story.

According to the NSIDC's own records, September sea ice has shown no downward trend since 2007. That's 18 years of stability.

Despite rising CO₂ levels and every claimed feedback mechanism, the ice is not budging.

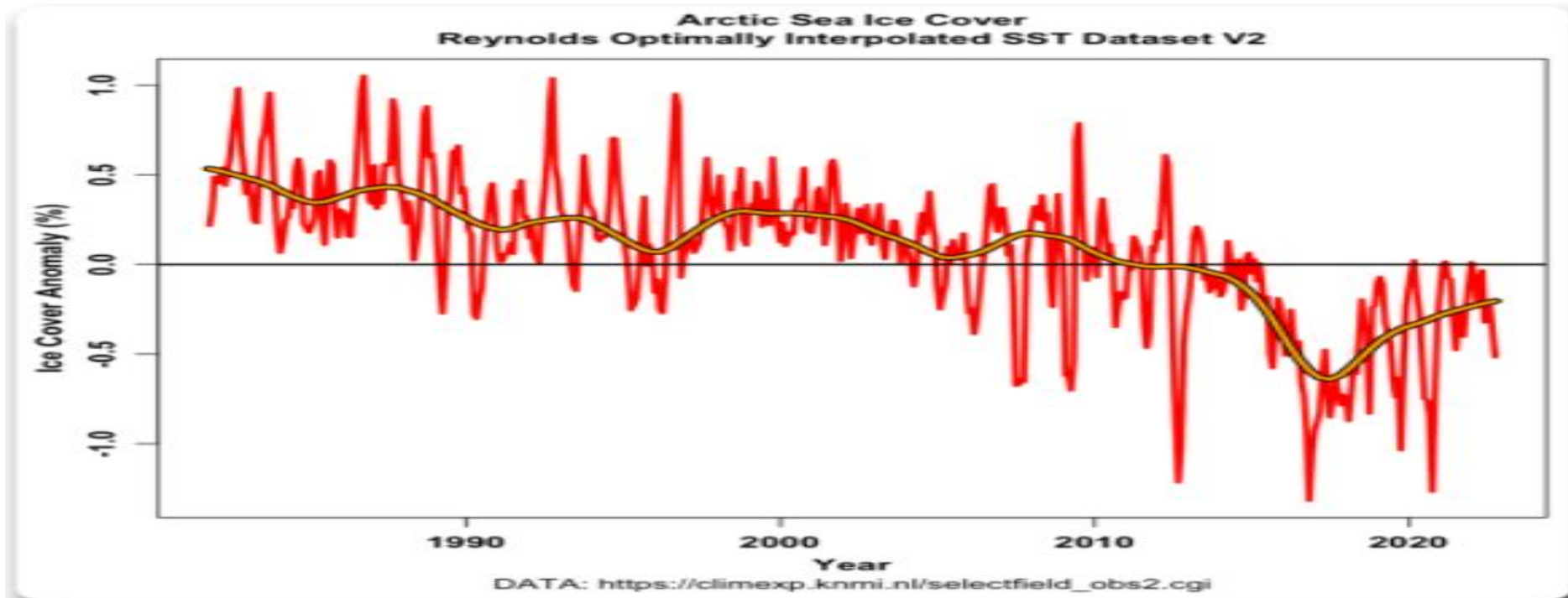
As climate researcher Javier Vinós put it, "clearly the models on which these predictions are based do not accurately reflect the actual climate." The Arctic death spiral never happened..

8) Is sea level rise and rate of rise unusual and a major concern?

Changes in Arctic Sea Ice 1995 to 2022, no change in Antarctic ice

- Arctic Sea ice shows no change in minimum extent since 2007, with an increase since 2009
- Antarctica hasn't warmed over 70 years despite a rise in CO₂ levels

Changes in Arctic Sea Ice from 2001 to 2022



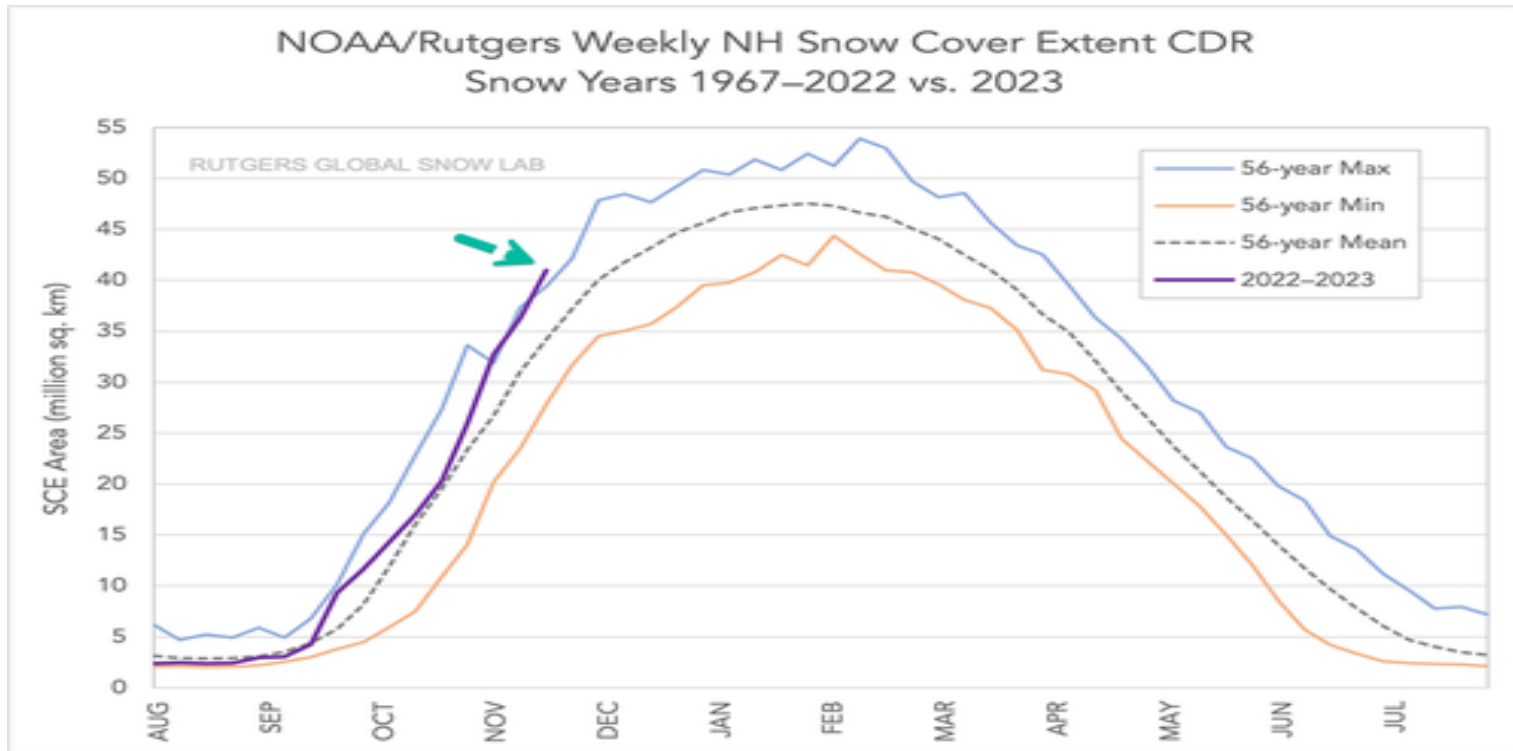
Source: https://nsidc.org/data/seoice_index/data-and-image-archive

<https://dailysceptic.org/2023/01/29/scientists-struggle-to-understand-why-antarctica-hasnt-warmed-for-over-70-years-despite-rise-in-co2/>

8) Is sea level rise and rate of rise unusual and a major concern?

Recent increase in snow fall levels in Northern Hemisphere

- NOAA and Rutgers University released new data that showed snow cover across the Northern Hemisphere reached the highest level since measurements began in 1967 and is currently above the 56-year mean



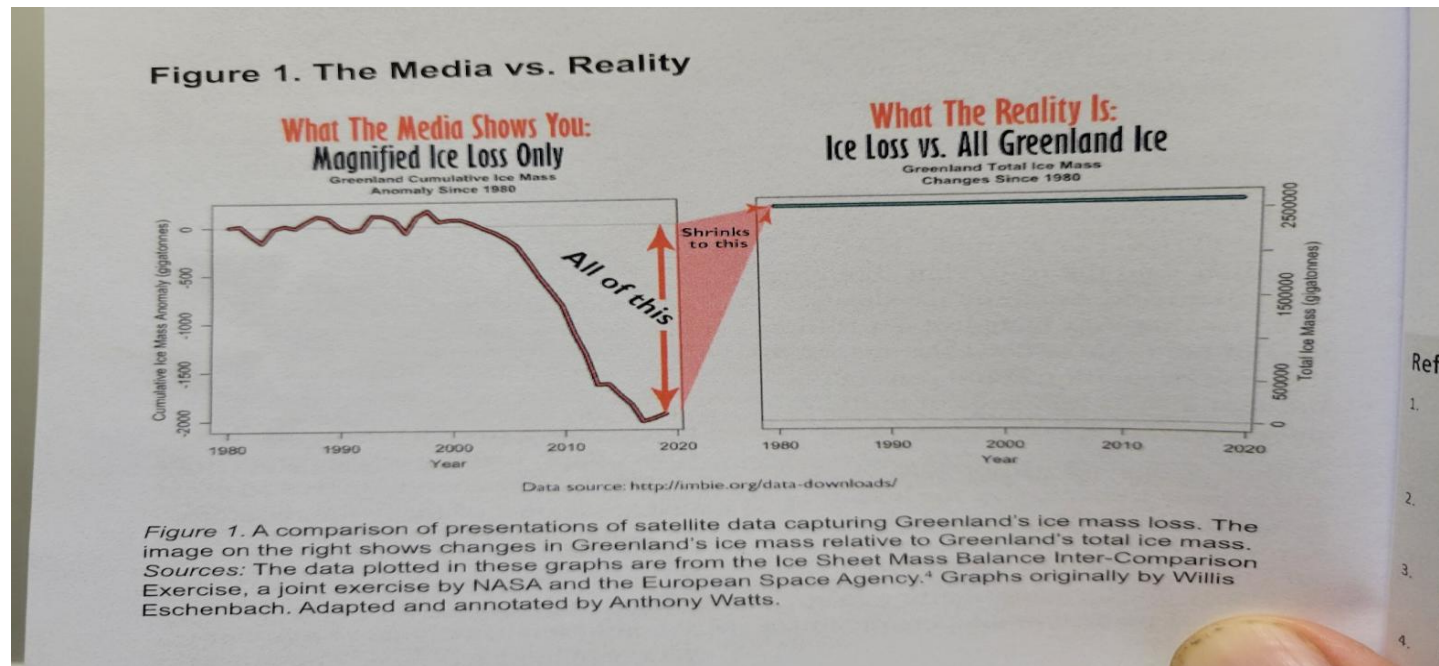
Source: NOAA and Rutgers University

8) Is sea level rise and rate of rise unusual and a major concern?

An example of misrepresenting information – recent loss versus total Greenland ice

- Climate activists claim the Greenland ice sheet is melting six times faster than it was 30 years ago, but 30 years ago, it was not melting.
- When recent ice loss is compared to the full Greenland ice sheet, the loss is minimal.
- The Antarctic has been experiencing record sea ice coverage since satellite measurements began.

Recent Greenland Ice Sheet Melt vs Total Greenland Ice Sheet Size



Reference book: Climate at a Glance page 27, 28

Source: The Ice Sheet Mass Balance NASA and the European Space Agency

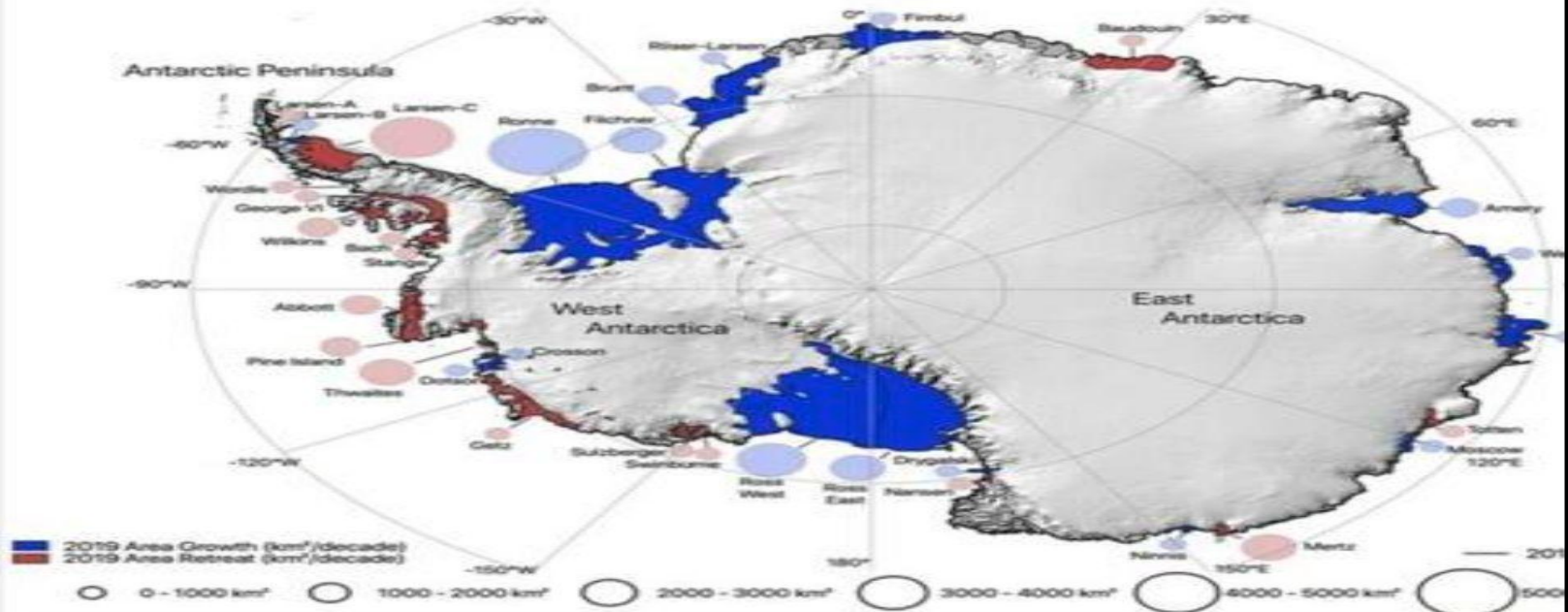
Reference Book: Cool It by Bjorn Lomborg page xiv Foreword

8) Is sea level rise and rate of rise unusual and a major concern?

Recent gain in Antarctic ice sheet

Antarctic ice shelves provide buttressing support to the ice sheet, stabilizing the flow of grounded ice and its contribution to global sea levels. Over the last decade, a reduction in the area on the Antarctic Peninsula (6693 km²) and West Antarctica (5563 km²) has been more than offset by growth in East Antarctica (3532 km²) and the large Ross and Ronne–Filchner ice shelves (14,028 km²).

Nature can't be fooled: New study reveals Antarctic ice shelf area has grown by 5305 km² from 2009–2019



tc.copernicus.org • 4 min read

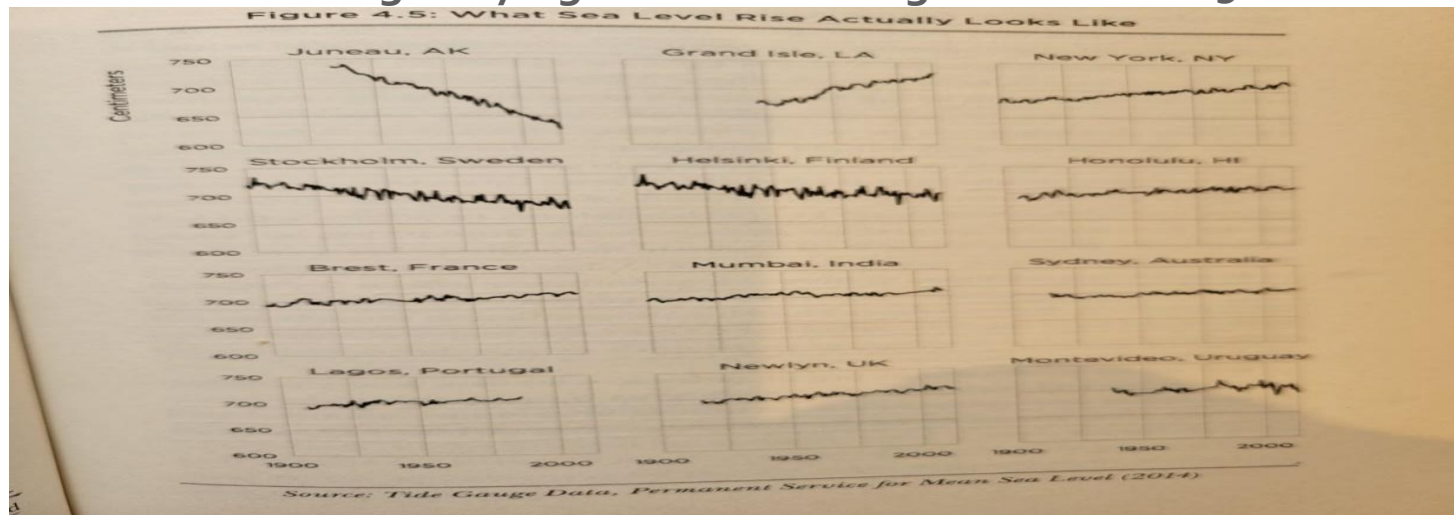
Change in Antarctic ice shelf area from 2009 to 2019

8) Is sea level rise and rate of rise unusual and a major concern?

Area comparisons of changing sea levels between 1900 and 2000

- Given the moderate temperature changes since 1900, we wouldn't expect warming to have a dramatic effect on sea levels and it hasn't.
- From 1900 to 2000, sea level trends from locations throughout the world are variable; some smooth, some rising, some falling.
- Local sea level rise differs due to local factors like tectonic subsidence and changing temperatures and currents

Areas Showing Varying Sea Level Changes Between 1900 - 2000



Reference book: The Moral Case for Fossil Fuels page 107

Reference book: Unsettled Chapter 8


Source: Tidal Gauge Data, Permanent Service for Mean Sea Level (2014)

Ivan Giaever: [//www.foreignpolicyjournal.com/2016/01/01/nobel-laureate-ivan-giaever-on-climate-change/](http://www.foreignpolicyjournal.com/2016/01/01/nobel-laureate-ivan-giaever-on-climate-change/)

8) Is sea level rise and rate of rise unusual and a major concern?

Area comparison of changing sea levels between 1898 and 2017

This is what catastrophic sea-level rise actually looks like



<https://wattsupwiththat.com/2023/10/06/nothing-to-sea-here-folks/>

g) What about the scientists' man-made Global Warming crisis consensus?

2000+ Scientists' World Climate Declaration: THERE IS NO CLIMATE EMERGENCY

There is no climate emergency

- A global network of over 1828 scientists and professionals has prepared this urgent message. Climate science should be less political, while climate policies should be more scientific. Scientists should openly address uncertainties and exaggerations in their predictions of global warming, while politicians should dispassionately count the real costs as well as the imagined benefits of their policy measures.

Natural as well as anthropogenic factors cause warming

- The geological archive reveals that Earth's climate has varied as long as the planet has existed, with natural cold and warm phases. The Little Ice Age ended as recently as 1850. Therefore, it is no surprise that we are now experiencing a period of warming.

Warming is far slower than predicted

- The world has warmed significantly less than predicted by IPCC on the basis of modeled anthropogenic forcing. The gap between the real world and the modeled world tells us that we are far from understanding climate change.

g) What about the scientists' man-made Global Warming crisis consensus?

2000+ scientists World Climate Declaration: THERE IS NO CLIMATE EMERGENCY

Climate policy relies on inadequate models

- Climate models have many shortcomings and are not remotely plausible as global policy tools. They blow up the effect of greenhouse gases such as CO₂. In addition, they ignore the fact that enriching the atmosphere with CO₂ is beneficial.

CO₂ is plant food, the basis of all life on Earth

- CO₂ is not a pollutant. It is essential to all life on Earth. Photosynthesis is a blessing. More CO₂ is beneficial for nature, greening the Earth: additional CO₂ in the air has promoted growth in global plant biomass. It is also good for agriculture, increasing the yields of crops worldwide.

Global warming has not increased natural disasters

- There is no statistical evidence that global warming is intensifying hurricanes, floods, droughts and natural disasters, or making them more frequent. However, there is ample evidence that CO₂ mitigation measures are as damaging as they are costly.

Climate policy must respect scientific and economic realities

Reference Clintel Foundation [There is no climate emergency](#)

g) What about the scientists' man-made Global Warming crisis consensus?

2000+ scientists World Climate Declaration: THERE IS NO CLIMATE EMERGENCY

- There is no climate emergency. Therefore, there is no cause for panic and alarm. We strongly oppose the harmful and unrealistic net-zero CO₂ policy proposed for 2050. If better approaches emerge, and they certainly will, we have ample time to reflect and re-adapt. The aim of global policy should be 'prosperity for all' by providing reliable and affordable energy at all times. In a prosperous society, men and women are well educated, birth rates are low and people care about their environment.

Epilogue

- The World Climate Declaration (WCD) has brought a large variety of competent scientists together from all over the world*. The considerable knowledge and experience of this group is indispensable in reaching a balanced, dispassionate and competent view of climate change.
- From now onward, the group is going to function as "Global Climate Intelligence Group". The CLINTEL Group will give solicited and unsolicited advice on climate change and energy transition to governments and companies worldwide.
- ** It is not the number of experts but the quality of arguments that counts*

9) 9) What about the scientists' man-made Global Warming crisis consensus?

10) Reputable scientists disagree that mankind's emissions of CO₂ is causing a climate crisis

There is consensus that temperatures have been and are increasing and that mankind has increased CO₂ levels. However, there is no consensus regarding the degree to which mankind's CO₂ emissions are impacting temperatures or that this is causing a climate crisis.

A large and increasing number of world-renowned scientists speak out against this, including:

Dr. John Christy Professor of Atmospheric Science, Director of Earth System Science Center U. of Alabama

Dr. John F. Clauser has degrees from Caltech and Columbia Universities, a Nobel Prize winner in science

Dr. Judith Curry climatologist, former chair of Earth and Atmospheric Sciences Georgia Institute of Technology

Dr. Ivar Giaever professor emeritus at the Rensselaer Polytechnical Institute, Nobel Prize in Physics

Dr. William Happer Physics professor Emeritus Princeton Univ. atomic physics, optics, spectroscopy

Dr. Steven Koonin theoretical physicist and former director Center for Urban Science at New York Univ.

Dr. Richard Lindzen MIT atmospheric physicist on the dynamics of atmosphere and ozone photochemistry

Dr. Patrick Moore ecologist, UBC, co-founder of Greenpeace

Dr S. Fred Singer Atmospheric physicist, professor emeritus of environmental science U. of Virginia

https://youtu.be/P_nH1BAfDhs?si=OVxNpHIBiUNkX20t <https://principia-scientific.com/46-climate-change-denying-statements-made-by-former-ipcc-scientists/>

CO₂ Coalition interviews [Feed | CO₂ Coalition Discussion Group](#)

10) If CO₂ is good and climate always changes, what about other fossil fuel pollutants and alternative energy adoption?

Are scientists, institutions, activists and NGOs contributing to climate misinformation?

Conformance pressures are real in the media, governments, corporations, NGOs, schools and the public

Possible factors: A Self-Reinforcing Alignment of Perspectives and Interests.

- 1) The Media:** As the age of the internet advances, headlines become more provocative to encourage clicks. The general lack of knowledge of what the science actually says, the drama of extreme weather events and their heart-rendering impact on people and pressure within the industry all work against a balanced coverage in popular media <https://www.telegraph.co.uk/news/2023/08/04/net-zeros-dam-has-burst-but-bbc-is-still-papering-over/>
- 2) Politicians:** Politicians win elections by arousing passion and commitment from voters – by motivating and persuading. The threat of climate catastrophe resonates with everyone. Politicians declare “the science” is settled and label anyone who questions that “a denier”
- 3) Scientific Institutions:** When it comes to climate, institutions frequently seem more concerned with making the science fit the narrative than ensuring the narrative fits the science. Assessment reports often summarize or describe the data in ways that are misleading. Scientific institutions have been willing to persuade rather than inform.
- 4) Scientists:** For academics, pressure occurs to secure funding through grants, plus the matter of promotion and tenure, plus peer pressure.
- 5) Activists and NGOs:** Have built organizations based on “climate emergency” that rely on donations to exist, making claims that climate change is one of the most devastating problems that humanity has ever faced.
- 6) The Public:** Concerns about climate change are as old as humanity. Public attitudes mostly involve unquestioning acceptance of wisdom handed down from on high and do not have the time or ability to examine the science themselves. Getting information from social media can also be misleading.

11) What are the negative implications of pursuing a Carbon Neutral policy?

Reducing CO₂ emissions is bad for plants

1) Reducing CO₂ levels in the atmosphere is bad for plant growth and life.

- Plants need and thrive on CO₂ levels. Increased CO₂ levels are bringing about improved crop growth plus a greening of the Earth, especially in desert areas. Reducing CO₂ levels will mitigate this positive and desirable effect.

Reference books: Confessions of a Greenpeace Dropout, Patrick Moore

Reference Videos: Jordan Peterson https://youtu.be/--QS_UyW2SY

Oxford Collège debate <https://m.youtube.com/watch?v=JKIOSnKX96E>

[Dr. Patrick Moore – A Dearth of Carbon? – YouTube](#)

Discussion on the positive environmental impact of CO₂, which is the fuel of plants and life

<http://ecosense.me> Patrick Moore Revised – YouTube

Discussion about predicted catastrophic doom effects of Global Warming being wrong and the main impact of increasing CO₂ levels is increased growth of plants, trees and phytoplankton in the sea

<https://boereport.com/2023/08/29/alex-epstein-returns-to-alberta-with-a-prescription-for-effective-energy-dialogues/>

https://www.dailymail.co.uk/columnists/article-12493679/RICHARD-LITTLEJOHN-No-heat-pump-thermals-youre-nicked.html?ito=native_share_article-top

11) What are the negative implications of pursuing a Carbon Neutral policy?

Reducing fossil fuel usage would negatively impact 3rd world economy and these people

2) Access to fossil fuel energy will greatly help 3rd world economies and lifestyles.

- Preventing and limiting the very cost-effective and energy-efficient use of fossil fuel energy for 3rd world developing countries will be very detrimental to their overall economic development.

Reference books: An Appeal to Reason, Lord Nigel Lawson 2008
 The Moral Case for Fossil Fuels, Alex Epstein 2014
 Unsettled Steven Koonin
 False Alarm Bjorn Lomborg

Reference Videos: Jordan Peterson https://youtu.be/--QS_UyW2SY

Oxford Collège debate <https://m.youtube.com/watch?v=JKIOSnKX96E>

<https://www.youtube.com/watch?v=JKIOSnKX96E>
(1115) "There's no emergency" – dissident climatologist Dr Judith Curry on climate change - YouTube

<https://financialpost.com/opinion/lawrence-solomon-finally-its-safe-for-the-whistleblowers-of-corrupted-climate-science-to-speak-out>

[Jasper Machogu on Twitter: "Good morning from Kisii Kenya. What is it like to live here without fossil fuels? Some refer to it as 'Sustainable', I agree, only if its definition changes to 'break your back if you want to eat even though you'll be poor forever' I am weeding our maize. 🌽 https://t.co/9FYo8PqI5W" / Twitter](https://twitter.com/JasperMachogu/status/1234567890)

<https://www.youtube.com/watch?v=855NetZeroSlaveryExposed>
(855) Net Zero 'Slavery' EXPOSED By Local Resident – YouTube

Michael Shellenberger interview <https://www.youtube.com/watch?v=Ey7iWsDYnJ8>

11) What are the negative implications of pursuing a Carbon Neutral policy?

Reducing fossil fuel usage would negatively impact 3rd world economy and these people

Access to fossil fuel energy will greatly help 3rd world economies and lifestyles.

In the developing world, climate activism movements, often bankrolled by foreign non-governmental organizations (NGOs), have stalled critical projects across continents. These efforts ignore the human toll of energy poverty: children studying by candlelight, hospitals without power, and economies stunted by unreliable grids.

First, the developing nations should investigate the funding and motives behind climate activism. Who bankrolls these NGOs? Are their campaigns aligned with national interests, or do they serve foreign agendas?

Greenpeace International, for example, has undertaken protests of power generated by fossil fuels and nuclear reactors and of coal and aluminum mining across India, while half of India suffers from unreliable electricity supplies.

Greenpeace leadership enjoys the comfort of an industrial economy but is asking poor people in the Third World to forgo energy abundance and rely instead on useless wind turbines and solar panels and accept generational poverty for the sake of addressing a fabricated climate emergency.

11) What are the negative implications of pursuing a Carbon Neutral policy?

Reducing fossil fuel usage would negatively impact 3rd world economy and these people

Access to fossil fuel energy will greatly help 3rd world economies and lifestyles.

Africa, home to over 600 million people with limited access to electricity, stands at the frontline of energy deprivation. Nigeria, Angola, and Mozambique have vast natural gas reserves, yet face continual opposition from international lobbies.

In the Democratic Republic of Congo, one of the world's poorest countries, the non-profit 350Africa.org coordinated demonstrations against oil and gas exploration, mobilizing hundreds of groups. In Uganda and Tanzania, the \$3.5 billion East African Crude Oil Pipeline (EACOP), a lifeline for regional energy, has faced relentless opposition from groups like StopEACOP.

Second, governments must assert authority over energy policy, curbing local states or municipalities that align with crusades against fossil fuels. Many cities across the developing world have designated themselves as Net-Zero entities under an initiative of the World Economic Forum.

It is exasperating to see cities, still struggling to provide basic services for the health and safety of their citizens, are willing to prioritize foolish opposition to rational energy development. It is even more weird that municipal leaders would align with foreign organizations like the World Economic Forum and the United Nations in opposition to their own national interests.

11) What are the negative implications of pursuing a Carbon Neutral policy?

Reducing fossil fuel usage would negatively impact 3rd world economy and these people

Access to fossil fuel energy will greatly help 3rd world economies and lifestyles.

Third, legal mechanisms should be used to deter frivolous lawsuits and protests.

African nations rich in energy resources could adopt statutes penalizing activism that delays critical infrastructure without evidence of harm, mirroring the U.S.

Attorney General's mandate to challenge unconstitutional state and local laws.

Such measures would shift the burden onto activists to justify their claims, rather than paralyzing projects by default.

Energy security is national security, and no ideology should usurp that. From Nigeria's oil fields to India's coal mines, national leaders must dismantle efforts to stymie sensible energy use and clear a path for energy abundance and the eradication of poverty.

This commentary was first published at [Townhall](#) on April 22, 2025. [Vijay Jayaraj](#) is a Science and Research Associate at the [CO₂ Coalition](#), Arlington, Virginia. He holds an M.S. in environmental sciences from the University of East Anglia and a postgraduate degree in energy management from Robert Gordon University, both in the U.K., and a bachelor's in engineering from Anna University, India.

11) What are the negative implications of pursuing a Carbon Neutral policy?

Net Zero by 2050 is pointless and not achievable

- Net Zero 2050 is pointless. 90% of the CO₂ warming is in the past because the atmosphere is already in a [CO₂-saturated state](#). This is no longer just theoretical; it has now been [observed in nature](#), consistent with the scientific method. Since the IPCC predictions about CO₂ warming have all been wrong, their hypothesis is wrong. Period.
- A Net Zero 2050 is unachievable. A stable, affordable, non-CO₂-emitting power grid cannot be built using today's technologies, unless it is nuclear. Many of the attempted alternatives have significant environmental downsides.
- Net Zero 2050 is unfair. G7 countries have dropped their share of total global emissions from 40% to 21%, while their share of global GDP dropped from 51% to 41%. China went from 14% to 31% of global emissions, while its share of global GDP increased from 3.6% to 17%. And poor countries are paying more for food as crops are turned into biofuels.
- **The WEF introduced Net Zero and the Climate Crisis to control humanity**

['Sunset on Net Zero: A Heretic's Guide to the Futile CO₂ Target'](#), Ron Barnby

Media doing 'damage control' as widely reported study on cost of climate change gets retracted

[News about Media Doing 'damage Control' As Widely Reported Study ...](#)

[Dr Steven E Koonin - With climate realism ascendant, what now?](#)

How the Club of Rome and the WEF invented Climate Change in order to control humanity pic.x.com/M27VcBeoEB

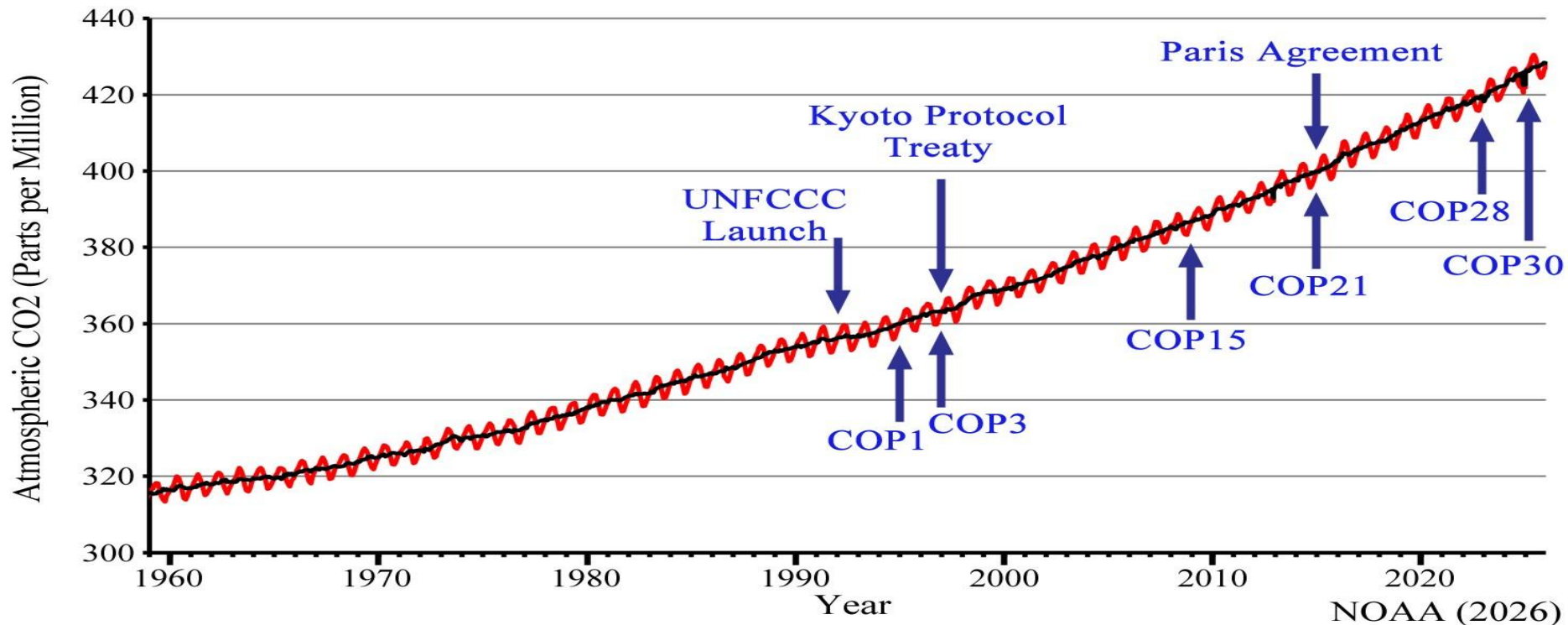
11) What are the negative implications of pursuing a Carbon Neutral policy?

The UN COPs 30 years of illusions without results

No Change in CO₂ Emissions Despite UN COP Efforts: World Leaders in Turmoil

"There is no evidence that UN COP meetings and more than \$10 trillion spent on renewables over the last 30 years have affected the climate. The average atmospheric carbon dioxide [concentration](#), which is blamed for global warming, has been rising over the last 50 years without any change to the trend."

United Nations Conferences and Atmospheric CO₂ Rise



11) What are the negative implications of pursuing a Carbon Neutral policy?

The cost of going "Carbon Neutral is significant

3) There are significant direct and indirect costs to going "Carbon Neutral"

Cost items include:

- Costs to move home heating and cooking to electric from oil or gas
- Costs to install electric charging stations across the country
- Industry and business costs, etc.
- Costs for significantly increased electricity supply and distribution

Lord Hammond, former chancellor, states that there are significant true costs of about £1 trillion for the UK to go "Carbon Neutral" and the inevitable consequence of slower-rising living standards

<https://www.telegraph.co.uk/politics/2023/07/29/tory-pms-systematically-dishonest-1-trillion-cost-net-zero/>;

<https://driving.ca/column/motor-mouth/scary-putting-out-ev-fire-firefighting-battery-electric-vehicle>

- Electric vehicle safety concerns also need to be addressed **2 electric car collision**



11) What are the negative implications of pursuing a Carbon Neutral policy?

The cost of going "Carbon Neutral is significant

- **THE NATIONS THAT DOMINATE THE GLOBAL ECONOMY...** will be those that adopt sane energy policies. Unfortunately, that group does not include the U.S. Our government is determined to drive the coal industry and coal-fired power plants out of business, with natural gas next on the list.
- *As the United States continues to rapidly retire its dwindling fleet of coal-fired power plants in the name of fighting climate change, the world's two most populous nations, China and India, continue efforts to dramatically expand their own coal usage. These two starkly divergent approaches inevitably lead to questions about which philosophy will prevail at the end of the day, and whether there is actually any "energy transition" happening at all.*
- *Like many other developing nations, India and China have been rational actors when it comes to fulfilling the energy needs of their societies, choosing factors like affordability and reliability over the Western norm of policymaker virtue signaling. This is a stark contrast to the approach in the US, which has been working overtime to kill the nation's once-dominant coal industry in its feverish pursuit of often arbitrary and irrational climate goals. This rapid dismantling of US coal recently led one commissioner at the Federal Energy Regulatory Commission (FERC), Mark Christie, to question, "Are the lights going to stay on?"*
- You can't keep the electricity on 24/7 with power sources that work only occasionally and unpredictably. No one has ever done it, even on a small scale. Nowhere on Earth is there even a demonstration project to show how a town or village can run itself on wind and solar energy, plus batteries.

11) What are the negative implications of pursuing a Carbon Neutral policy?

The cost of going "Carbon Neutral is significant

- *[In the U.S.], "Announced coal retirements total 44,700 MW over the next 4 years and 83,400 MW during the next 6 years. "That is a problem because we have no plan to replace that dispatchable capacity:*
- *Given that the permitting, funding, construction and starting-up of dispatchable replacement capacity can take 7-10 years under ideal conditions in the US, consideration of that 6-year time frame becomes especially crucial. Yet, as the report notes, no one in the Biden administration appears to be attempting to address the situation in any real way despite consistent warnings since 2019 of a looming shortage of reliable generating capacity on the grid.*
- *China, meanwhile, continues to permit **1 to 2 new coal-fired power plants every week**, and now has 243 GW of new capacity permitted and under construction, according to the Center for Research on Energy and Clean Air.*
- *So China alone has 243 gigawatts of new coal capacity already coming online, while we are planning to retire a little under 45 gigawatts. And that is just what they are currently building. There are many more coal-fired power plants where those came from, as coal is plentiful. And India has almost doubled its coal-fired power production, with much more yet to come. There are other governments, too, that are not crazy.*
- *All of which is to say that anyone who thinks we are somehow helping the climate with our energy policies is deluded. We are simply condemning the U.S. to second-class power status, and our citizens (except for our virtue-signaling elites, of course), to a sharply declining, ultimately third-world, standard of living.*

11) What are the negative implications of pursuing a Carbon Neutral policy?

The cost of going "Carbon Neutral is significant: Recent Country actions

UK

[Reform UK will make 8 major policy changes](#)

[Britain warned of tight energy supplies this winter](#)

[News about Uk Conservative Party Position On Carbon Neutral Poli...](#)

[Kathryn Porter on the Lies of the Green Zealots](#)

<https://www.youtube.com/watch?v=8jY8k8iMrOE> Why Net Zero Is Failing Britain Kathryn Porter, Lord Frost

[The Hill published my article](#) Britain's net-zero scheme is being derailed by opposition to solar and wind projects

[Tilak's Substack | Tilak Doshi | Substack](#) Households hit with higher bills in £1bn 'racket' that sees wind farms paid to turn off power | The Independent

<https://dieterhelm.co.uk/energy-climate/british-energy-policy-not-cheap-not-home-grown-and-not-secure/>

[The Coming UK Energy Disaster – YouTube](#)

Prime Minister Keir Starmer is [reportedly preparing](#) to delay or dilute key green commitments to curb the voter revolt

[The problem with net zero](#) konstantin kisin.

Italy

The Italian government approved ban on installation of new ground-mounted solar panes on productive farmlands.

Numerous country actions [The climate cult's dissolution is inevitable](#) Vijay Jayaraj

Australia

The Liberal Party has [abandoned](#) the promise of net-zero in 2050, and will instead prioritize lower energy prices.

General CO₂ reductions by countries <https://financialpost.com/opinion/uk-net-zero-revolt-wake-up-call>

Across the world, politicians are facing up to the high costs and tiny climate returns of raising energy prices. Net zero is on its way out

<https://financialpost.com/opinion/uk-net-zero-revolt-wake-up-call>

Canada

[From the Strait of Hormuz to Cuba, Net Zero is Dying – Mark Carney ...](#)

General CO₂ reductions by countries <https://financialpost.com/opinion/uk-net-zero-revolt-wake-up-call>

11) What are the negative implications of pursuing a Carbon Neutral policy?

The cost of going "Carbon Neutral is significant: Recent Country actions

USA

[In his first 200 days, Trump has overturned Biden climate agenda at breakneck speed, report shows | Just The News](#)

<https://lists.theepochtimes.com/links/lnGtCLkk1/HhryKHE6n/wjB2oNb9veRV/5MSanGiq2F>

[The Science and Environmental Policy Project \(SEPP\)](#)

[The Tide is Turning Decisively Against Net Zero](#) <https://youtu.be/xaPrKzlkWrQ>

President Trump [[SEE HERE](#)] "Withdrawing the United States from International Organizations including the UN Framework Convention on Climate Change

Bill Gates changes views on Climate Change [Prediction of Climate Catastrophe Loses Some of Its Strongest ...](#)

Donald Trump is pulling out of the UN Framework Convention on Climate Change, the IPCC and ending support and funding for net-zero campaigns and related climate bodies. <pic.x.com/XOvd6IEYk4>

[2026 02 10 WSJ Trump to Repeal Landmark Climate Finding in Huge Regulatory Rollback.pdf](#)

The 2025 Department of Energy's "[A Critical Review of Impacts of Greenhouse Gas Emissions on the U.S. Climate](#)

[EPA Retires Its Crystal Ball, Lets America Exhale \(Carbon Included\)](#) Repeal of the endangerment finding

[India Helps US Repair 'Green' Wreckage - CO2 Coalition](#)

EU

The delusional EU believes it can wield carbon tariffs as weapons. <https://tilakdoshi.substack.com/p/europes-days-of-carbon-colonialism> Trump's UN speech Sept 23, 2025 <https://www.facebook.com/share/r/1CjCaLJuja/?mibextid=wwXlfr>

More from Trump's UN speech Sept 23, 2025 <https://www.facebook.com/share/r/1CjCaLJuja/?mibextid=wwXlfr>

[News about Sweden's Pension Disaster Rings Alarm Bells For ...](#) Sweden's 'new green industrial revolution' is faltering

The EU is rolling back environmental laws. Its [climate promises](#) for 2040 have already been relaxed

Spain

April 28, 2025: Spain suffers a major electricity blackout, raising solar power concerns

With the major source of power coming from solar panels, Spain and Portugal suffered a major electricity blackout. demonstrating the need for reliable electricity, not solar power [Spain at risk of fresh net zero blackouts](#)

General CO2 reductions by countries <https://financialpost.com/opinion/uk-net-zero-revolt-wake-up-call>

China and India

[Trump's Withdrawal From Collapsing Climate Narrative](#)

11) What are the negative implications of pursuing a Carbon Neutral policy?

The cost of going "Carbon Neutral is significant: Recent Country actions

Japan

In August 2025, Mitsubishi Corporation prepared to withdraw from 3 Japanese offshore wind projects off the coasts of Chiba and Akita. American-Japanese Pact Signals Ascent of Energy Realism [Read article here.](#): The agreement abandons more than a decade of energy uncertainty marked by unpredictable supply chains, unrealistic net-zero pledges and overreliance on unreliable wind and solar energy. [American-Japanese Pact Signals Ascent of Energy Realism - CO2 Coalition](#) Japan's new Prime Minister Sanae Takaichi [is prioritizing nuclear revival](#) for energy security over aggressive development of renewables.

Germany

Germany's renewable energy transition has become a policy failure, with costs spiralling. By 2020, Germany had spent [over €500 billion](#) on its green agenda, transforming it into one of the most expensive electricity markets in the world. [Household electricity prices](#) are now among the highest in Europe and the world. Energy-intensive industries are fleeing Germany. [GDP shrinking in real terms and rapid de-industrialisation](#)

Germany's far-right AfD, now leading national polls, [rails against "elitist" green burdens](#) and vows to halt decarbonization

Norway

[Norway Avoids 'Green' Energy Quicksand - Vijay Jayaraj](#)

South Korea

[South Korea's Developing Net Zero Debacle - CO2 Coalition](#) The consequences will be lost jobs and shuttered factories

Corporations.

Corporations that sold the world on their green credentials are also retreating,

General CO2 reductions by countries <https://financialpost.com/opinion/uk-net-zero-revolt-wake-up-call>

11) What are the negative implications of pursuing a Carbon Neutral policy?

The cost of going "Carbon Neutral is significant: Recent legal USA action

A US court case could upend climate change policy

- At the centre of the case is the CO₂ Coalition, a U.S.-based nonprofit group of more than 200 scientists and researchers. The organization focuses on carbon dioxide's role in plant growth, agriculture and ecosystems. It argues that higher CO₂ levels contribute to increased plant productivity and that carbon emissions produce global greening far more than global warming. That position is now at the centre of the case.
- On March 20, the coalition applied for intervenor status, which would allow it to present evidence directly to the court. Executive director Gregory Wrightstone said the scientific basis for the endangerment finding is "weaker than previously believed and contradicted by empirical data, peer-reviewed studies and research." He argues carbon dioxide is not a toxin and that rising CO₂ levels have produced measurable environmental benefits.

<https://frontiercentre.org/2026/03/28/a-u-s-court-case-could-upend-climage-change-policy/>

11) What are the negative implications of pursuing a Carbon Neutral policy?

The cost of going "Carbon Neutral is significant: Recent USA action

Repeal of Endangerment Finding Statement of Gregory Wrightstone

- The repeal of the Environmental Protection Agency's Endangerment Finding by Administrator Lee Zeldin is cause for celebration. The basis of this wrongheaded climate regulation put ideology ahead of science. The rule has been an impediment to economic growth, a cause of rising energy costs and a destroyer of many thousands of jobs at power plants, coal mines and manufacturing facilities.
- Since the 2009 enactment of the Endangerment Finding, its scientific underpinnings have been found to be even weaker than previously believed and contradicted by empirical data, peer-reviewed studies and research. Relying on false computer models and pseudoscience, the Obama EPA erroneously claimed that carbon dioxide and other so-called greenhouse gases threatened to overheat the Earth. The agency disregarded complexities of climate dynamics – from solar cycles to clouds to ocean currents. Also ignored were a mountain of real-world data accumulated over decades and centuries that disprove the finding that the plant food carbon dioxide is a pollutant.
- Rather than an Earth spiraling into man-made climate crises, the facts reveal that ecosystems are thriving and humanity is benefiting from modest warming and more CO₂. Forests are expanding, deserts are shrinking, agricultural productivity is expanding and drought is declining. In short, there is no climate crisis and carbon dioxide is a beneficial gas necessary for life.

11) What are the negative implications of pursuing a Carbon Neutral policy?

The cost of going "Carbon Neutral is significant

Europe is waking up to the follies of 'green energy'

- JPMorgan Chase CEO [Jamie Dimon](#) says that Europe has gone from 90 percent of America's GDP to 65 percent.
- The Wall Street Journal's front-page story — "[Europe's Green Energy Rush Slashed Emissions – and Crippled the Economy](#)". "High-profile, net-zero projects are being postponed or scrapped," impairing Europe's ability to attract artificial intelligence and other vital economic drivers and job creators. The "green" energy shift is killing jobs and inflicting cost-of-living shocks.
- Germany now has the developed world's highest domestic electricity prices. Britain has its highest industrial rates, and Italy isn't far behind. Average prices for Europe's heavy industries are twice those in the U.S. Price volatility has risen as the share of renewable electricity generation has [increased to 54 percent](#).
- Although wind and sunlight are free, [harnessing them](#) requires major infrastructure investments, including battery storage for windless and sunless periods. These additional costs are typically hidden behind subsidies and carbon taxes, but the net result is [much higher electricity prices](#), blackouts, and economic disruption.

11) What are the negative implications of pursuing a Carbon Neutral policy?

The cost of going "Carbon Neutral is significant

Europe is waking up to the follies of 'green energy'

- Glass, steel, aluminum, petrochemical, and automobile manufacturing, along with other energy-intensive companies and industries, are all shrinking or being exported from Europe to the U.S. or Asia.
- Thousands of high-paying jobs are disappearing. Entire cities and regions are cascading into economic chaos. Families cannot afford proper food and heat. Elderly people often resort to [heating only one room](#) or one floor to reduce heating costs. Welfare and cold-weather support programs are strained to the limit.
- The End Fuel Poverty Coalition estimates that in Britain, living in cold homes caused nearly [5,000 excess deaths](#) during the 2022-2023 winter. People died because they were too cold and weak to survive illnesses, chronic diseases, or poor health.

11) What are the negative implications of pursuing a Carbon-Neutral policy?

Wind and solar energy cannot meet world's needs, promoting unrealistic energy options

4) The pursuit of Wind and Solar energy generation is not cost-effective and does not have the capacity to provide the required world energy needs and replace hydrocarbon energy

- Wind and solar energy potential combined fall very short of meeting world energy needs
- Without subsidies and Government support, wind and solar energy are not economic
- Both wind and solar energy are intermittent, needing significant backup capacity
- Required storage capacity and materials for these batteries are limited, making total energy conversion to wind and solar unattainable
- Wind and solar energy have their own environmentally negative impacts, including extensive land space usage and negative visual impact, negative impact on animal life, significant open pit mining implications, limited country sourcing (China plus limited other countries for raw material supplies)

Reference books: The Moral Case for Fossil Fuels, Alex Epstein, 2014

Unsettled Steven Koonin; False Alarm Bjorn Lomborg; Archimedes Fulcrum G. Prins

Reference Videos: Jordan Peterson https://youtu.be/--QS_UyW2SY

Oxford Collège debate <https://m.youtube.com/watch?v=JKIOSnKX96E>



[Commentary: "Green Energy" is Neither Energy Nor Green – Alex Epstein - Energy News for the United States Oil & Gas Industry | EnergyNow.com](#)

<https://www.foxnews.com/politics/study-casts-doubt-electric-vehicles-climate-cost-benefits-wont-achieve-goals-intended>

[This](#) presentation by Mark Mills, The Energy Transition Delusion: Inescapable Mineral Realities ¹²⁷

11) What are the negative implications of pursuing a Carbon-Neutral policy?

Wind and solar energy cannot meet world's needs, promoting unrealistic energy options

More and more wind turbines and solar panels are not the answer because they can never fully supply the required electrical grid or provide energy reliability without full dispatchable backup.

- *“An electrical grid powered mostly by intermittent generators like wind and sun requires full backup from some source, and if that source is to be stored energy, the amounts of storage required are truly staggering. When you do the simple arithmetic to calculate the storage requirements and the likely costs, it becomes obvious that the entire project is completely impractical and unaffordable. The activists and politicians pushing us toward this new energy system of wind/solar/storage are either being intentionally deceptive or totally incompetent.”*

<https://www.manhattancontrarian.com/blog/2022-12-1-the-megawatt-storage-paper-has-arrived>

Negative impacts of solar and wind-generated energy

(855) Net Zero 'Slavery' EXPOSED By Local Resident – YouTube

<https://www.youtube.com/watch?v=LYHRngcYyB8>

Calgary Herald ePaper The anti-fossil fuel dilemma

<https://www.texasmonthly.com/news-politics/sweetwater-wind-turbine-blades-dump/>

This presentation is an introduction to Thorium as a nuclear fuel.

LLP



Global Warming and CO₂

Quote from Thomas Drolet

“Two prevalent myths are damaging our economy and hurting the less fortunate:

- 1) that greenhouse gases, chiefly carbon dioxide, are causing dangerous global warming; and
- 2) that wind and solar can easily replace fossil fuels, nuclear, and hydro in electricity generation.

Both are false yet widely accepted. ”

Stop scaring our children

Thomas S. Drolet has had a 57-year international career in many phases of Energy, including Nuclear Power, Fusion Power, Nuclear Fuel Supply, major projects in Coal, Natural Gas, Distributed Generation, Oil and other Renewables (Geothermal, Hydroelectric, Solar and Biomass). He has advised on a variety of management and energy-associated issues.

Global Warming and CO₂

Reference Material

I invite you to look closer at the background reference information and analyses regarding these questions and my answers by viewing the following videos and reviewing the listed reference books.

<https://www.dropbox.com/scl/fi/j17geu1io7xrgxxklhay2/Climate-Change-Complete-version.pdf?rlkey=699gaq95xtuxqn7nftb3tp8uf&st=xkxcuslm&dl=0;>

My video presentation [Graeme Phipps Climate Change Presentation](#)

CO₂ Coalition interview with Graeme Phipps [Feed | CO₂ Coalition Discussion Group](#)

Research Findings

Questions and Findings from Dr. Les Hatton

1) **Is the current temperature rise of around 1 degree C per century unprecedented?**

Answer: No. The last interglacial contained comparable rises and falls on over 250 occasions in the last 200,000 years and changes of twice this amount on 18 occasions.

2) **Has the earth been significantly warmer in the recent past?**

Answer: Yes, in the last interglacial and it had nothing to do with anthropogenic effects.

3) **Do we have a climate catastrophe or emergency?**

Answer: No. Given the number of times this has happened in the recent geological past without any help from us, it seems likely that the climate will be fine as it always has been. The current era is relatively cold and low in atmospheric CO₂, even with our efforts.

4) **Will life be OK if there is a several degrees C rise in temperature?**

Answer: Yes, because it has been before when we were much less technologically capable many years ago, the temperature climbed by 2.05 degrees C in one century and then fell by 2.41 degrees C the following century. It has however, been much more threatened by temperature falls and the ensuing ice ages in the 800,000 years, as evidenced in the Vostok ice cores.

Les Hatton Ph.D. is a mostly retired mathematician, geophysicist and computer scientist who started his career in numerical weather prediction and climatology

Reference: Climate Hysteria and Climate reality: a clash of cultures Les Hatton* Climatology and social forces
Cybershed 16-Dec-2023

180 Reference Videos – sorted by topic

i) Climate Change over time and causes of Climate Change

- 1) [Graeme Phipps Climate Change Presentation](#)
- 2) [Climate Greenland Ice Research – YouTube](#) 1000 years ago was 1.5 C warmer and 2.5C warmer 4,000 years ago.
- 3) <http://youtu.be/KtjeNvTwYeU> Impact of global factors on climate (eg. Nina and El Nino effects)
- 4) [Henrik Svensmark & Nir Shaviv - How the sun regulates our climate](#)
- 5) <https://www.youtube.com/watch?v=ftaUJg-ojoo> Dr. Gregory Wrightstone
- 6) ["Stripes Across My T-Shirt."](#) Current conditions are not unusual except in being abnormally chilly.
- 7) <https://wattsupwiththat.com/2023/10/06/nothing-to-sea-here-folks/>
- 8) <https://wattsupwiththat.com/2023/10/07/marcel-crok-speaks-in-the-danish-parliament/>
- 9) [Solar Influence on Weather and Climate | Dr. Brian ... Dr. Brian Tinsley](#)
- 10) [THE REAL CAUSE OF CLIMATE CHANGE – The Highwire with Del ...](#)
- 11) www.co2learningcenter.com CO2 Coalition Introductory Videos
- 12) [New Evidence We Are Entering An Ice Age Termination Event](#) [Dr. Ben Miles](#)
- 13) <https://youtu.be/agNX9a2vyQE?si=8dNFaujgOvYEEKGR> Ian Plimer Climate Change: The Facts
- 14) [Bing Videos](#) Exposing the Net Zero Agenda Paul Burgess
- 15) Climate The Movie <https://www.youtube.com/watch?v=A24fWmNA6IM>
- 16) <http://youtu.be/KtjeNvTwYeU> Causes of climate change
- 17) Importance of Sun on Climate [Willie Soon](#)
- 18) Milankovitch Cycles <https://www.youtube.com/embed/1Mj16tiUyl4>
- 19) [Feed | CO2 Coalition Discussion Group](#) Climate Change and Extreme Weather Events Jim Steele
- 20) [Bing Videos](#) Hunga Tunga satellite view Cause of climate change

180 Reference Videos – sorted by topic

i) Climate Change over time and causes of Climate Change

21) <https://www.youtube.com/embed/1Mj16tiUyl4>

22) Water impact on global temperatures https://youtu.be/4swl8_4LFWc;

23) [Greatest Mysteries of Climate Change.](#)

24) [At last the answer: how much warming is natural and how much warming is from mankind?](#) Paul Burgess

25) <https://www.youtube.com/watch?v=YKgsJupYJAo> Climate change in Sahara desert over time

180 Reference Videos – sorted by topic

ii) Claims of crisis due to CO₂-induced Climate Change

- 26) Late-season ice retention has improved drastically in the past 13 years <https://x.com/i/status/2021192423284617288>
- 27) [Dr. Patrick Moore - Carbon and Climate Catastrophe – YouTube](#)
- 28) Dr. Willie Soon [video](#) Historic CO₂ levels put in context with today's levels
- 29) Dr. Patrick Moore <https://www.instagram.com/reel/DH6NkhCKHJo?igsh=MXBsdTJ4cW53MDMoYw==>
- 30) [Data shows there's no climate catastrophe looming – ...](#) Dr. John Christy, Distinguished Professor of Atmospheric Science
- 31) www.foreignpolicyjournal.com/2016/01/01/nobel-laureate-ivar-giaever-on-climate-change Discredits claim of Global Warming as a crisis;
- 32) [Dr. Judith Curry - Bing video](#) Dr Judith Curry Discussion on Climate Change, including IPCC findings, historic development
- 33) [There's no emergency" – dissident climatologist Dr Judith Curry on climate change - YouTube](#)
- 34) <https://financialpost.com/opinion/lawrence-solomon-finally-its-safe-for-the-whistleblowers-of-corrupted-climate-science-to-speak-out>
- 35) <https://www.youtube.com/watch?v=DYWrehjaMFO> Dr. Richard Lindzen exposes climate change as a politic, profit ized power play
- 36) [Elimination of CO₂ is a suicide pact – Professor William Happer on climate change misconceptions – YouTube](#)
- 37) [Judith Curry: "Relax, there is no climate emergency!" – YouTube](#)
- 38) <https://youtu.be/KhCKYvETYDc?si=GWclipwVGIYTreDv> Jordon Peterson interview with Dr. Richard Lindzen
- 39) [Will Happer: CO₂, the Gas of Life | Tom Nelson Pod #158](#)
- 40) Alex Epstein <https://youtu.be/HWqv6RH-3WE?si=j9UvTxoGpdSj7-E8> importance of abundant, inexpensive energy
- 41) https://www.youtube.com/live/Ydl_47G8nzk?si=ZYBjfzdZEtNPV4K6 "Panel: Climate Science: the use of consensus"
- 42) [Bing Videos](#); Lord Monckton Net Zero Emissions – The Costliest Error of Physics and Economics in history
- 43) <https://www.youtube.com/watch?v=OjQupZVS-3A> Glacial retreat
- 44) <https://www.youtube.com/watch?v=ZFHOBiUrkg> Potential motivational control factors behind the move to Carbon Neutral
- 45) https://www.theepochtimes.com/epochtv/nobel-laureate-john-clauser-there-is-no-climate-emergency-___climate-models-miss-one-key-variable-5486017
- 46) https://youtu.be/P_nH1BAFDhs?si=OVxNpHIBiUNkX2ot 97% consensus concerns
- 47) [It Is Easy Going Green](#) The vau of added CO₂
- 48) https://youtu.be/oModxLDUcoc?si=gqgEgruSRWhBl_hq Net Zero is Dying Jacob Rees- Mogg
- 49) Are present CO₂ levels unusual? <https://www.instagram.com/reel/DOtkpoBjzAT?igsh=MTg5NHfHMXV5dWF6ag==>
- 50) The crisis language comes from activists and the media, not from The Science they claim to cite. <https://x.com/i/status/2023427151538835841>

180 Reference Videos – sorted by topic

ii) Claims of crisis due to CO₂-induced Climate Change

51) *Dr John Robson shows many scientists are changing their views* [Finally A Real Tipping Point](#)

52) (5479) [Unsettled: Climate and Science | Dr. Steven Koonin | EP 323 – YouTube](#) Dr Jordan Peterson and Dr. Steven Koonin discuss the IPCC reports

53) [Climate Change: Separating Fact from Fear | Dr. Judith Curry | EP 329 – YouTube](#) Interview with Dr Judith Curry, Dr. Jordan Peterson

54) <https://youtu.be/oYhCQv5tNsQ> The Great Global Warming Swindle BBC March 8, 2007

55) <https://youtu.be/pV7TZzD1N5Q> Washington Post "Global Heat Waves

56) Media misrepresentation in reporting recent climate extremes [The Inconvenient Truth About Climate Science — Steven Koonin – YouTube](#)

57) [Inconvenient Truth: 32 Climate Predictions Proven False | Facts Matter \(youtube.com\)](#)

58) <https://youtu.be/spKTb3wMmJM?si=N195b4ezUGQ3u5Ni> Dr. Richard Lindzen on IPCC

59) [Inconvenient Facts: The Science That Al Gore Doesn't Want You to Know](#)

60) Interview with Matt Ridley UK Science <https://www.youtube.com/watch?v=LFPj8tNVLoQ>

61) [What's the Science Behind EPA's Proposed Rollback of Climate Regulations? | NTD](#) William Happer, Gregory Wrigthstone

62) <https://x.com/i/status/2035370856583409820> 365 years of temperature data from central England, the world's longest running climate record, show no trend

180 Reference Videos – sorted by topic

ii) Claims of crisis due to CO₂-induced Climate Change

- 63) ['Grossly exaggerated': Media gives 'little attention' to new ...](#) Interview with Dr Steven Koonin
- 64) Rising sea level and impact on small Islands video: <https://youtu.be/Yv83NJcmU7k>
- 65) Joe Rogan interview with Dr. William Happer and Dr Richard Lindzen https://www.youtube.com/watch?v=Zt32chvO_iY
<https://youtu.be/6bJsWeoNjmg> <https://youtu.be/zJng54iRhcM> <https://youtu.be/mdlGiBEBaQA>
<https://youtu.be/fPWU23gzPSo> <https://youtu.be/uV61bIEEbzM> <https://youtu.be/lRWQ32FGX8o>
- 66) [Climate Change Myths Part 1: Polar Bears, Arctic Ice, and Food Shortages](#)
- 67) https://youtu.be/GctDsMw8N4Y?si=LwJTarZXS2oh_u3
- 68) <https://youtu.be/X-y3-QS72QY?si=wD-EWVCITeil48-n> Investment community does not see a threat from sea level rise
- 69) https://open.substack.com/pub/public/p/scientists-deliberately-misled-public?r=qfbf7&utm_campaign=post&utm_medium=web
- 70) <https://www.facebook.com/share/19rXoXP3Wa/>
- 71) [CO₂ Climate and the Rise and Fall of Civilizations | Climate Chronicles - CO₂ Coalition](#)
- 72) <https://x.com/i/status/2021252821425979841> The Netherlands Meteorological Institute falsely adjusted temperatures
- 73) How the Club of Rome and the WEF invented Climate Change in order to attack humanit <pic.x.com/M27VcBeoEB>
- 74) The crisis language comes from activists and the media, not from The Science they claim to cite.
<https://x.com/i/status/2023427151538835841>
- 75) <https://www.youtube.com/watch?v=8jY8k8iMrOE> Why Net Zero Is Failing Britain Kathryn Porter, Lord Frost
- 76) <https://x.com/i/status/2027549315586265239> The rate of sea level rise has not been changing

180 Reference Videos – sorted by topic

iii) CO₂ impact on climate and the world

77) <https://wattsupwiththat.com/2023/09/29/professor-william-happer-ipa-lecture-the-crusade-against-carbon-dioxide-september-223/>

The importance and impact of CO₂ Dr. William Happer

78) ["CO₂ , The Gas of Life"-Dr. William Happer – YouTube](#) Scientific consensus questions

79) www.ronaldbarmby.ca Ron Barmby CO₂ and Global Warming: CO₂ Greenhouse gas impact on global warming

• **80) [Videos of Dr. Patrick Moore - A Dearth of Carbon? – YouTube](#)** The positive impact of CO₂

81) <https://youtu.be/BiKfWdXXfls> Dr. Freeman Dyson Stated views that increasing CO₂ is good

82) [Net Zero 'Slavery' EXPOSED By Local Resident – YouTube](#)

83) <https://www.youtube.com/watch?v=LYHRngcYyB8> the importance of Energy John Constable

84) <https://youtu.be/JCt2MhOzWVE?si=StLeINo6uTMDXAo6> Information on ice age

85) <https://www.youtube.com/shorts/qL3dZ5Oimiw> Gregory Wrightstone CO₂ Coalition

86) Watch an overview of Mars including temperature information [here](#)

87) Australian debate <https://youtu.be/OlgHSqIA-6o?si=uldWZe2hp-pRZN9S/>

88) [Ocean Acidification True or False - Exploding the Myth](#) Paul Burgess

89) Details on wind farms <https://youtu.be/LklUVkMPI8g?si=pwaRoMahL7WnBHl6>

90) **USA:** moves away from carbon-neutral policy and related initiatives <https://youtu.be/FF9dSJEhx1Y?si=iHUgK1hdAmkpsKPI>

91) **UK:** Reform UK Party's position also moves away from carbon-neutral policy: <https://www.msn.com/en-gb/video/news/man-made-climate-change-is-garbage/vi-AA1z94Ta?ocid=msedgntp&pc=HCTS&cvid=cfa592b2dcaf468fb1500aed4da18925&ei=11>

92) **Water impact on global temperatures** https://youtu.be/4swl8_4LFWc;

93) [Bing Videos](#) ElectricCars The Good, The Bad, The Ugly

94) [The Magic Trick of Climate Science. Howard Hayden, Ph.D.](#)

95) <https://www.instagram.com/reel/DRZvEfsjnRj/?igsh=bWV2bm1ubDFjYzlq>

96) CO₂ Coalition interviews [Feed | CO₂ Coalition Discussion Group](#)

97) [NASA Engineer Tom Moser Reveals the Truth About Climate Science - YouTube](#)

180 Reference Videos – sorted by topic

iii) CO₂ impact on climate and the world

- 98) https://youtu.be/pHCCE-sw_Sc <https://youtu.be/PblYr-KjOVY> CO₂ Professor William Happer Additional CO₂, the main food for plants, is good for the world which has had 4 to 10 times more CO₂. The climate is changing all the time. Mankind has made little impact.
- 99) [Why Has Global Warming Paused? – William Happer – YouTube](#) Detailed scientific discussion on the nature of CO₂, and its impact on warming shows that model forecasts are not even close to being correct.
- 100) <https://youtu.be/M8iEEO2UIbA> William Happer More CO₂ is a benefit, computer models predicting the impact of added CO₂ on warming are 2 to 3 times exaggerated. Climate has always been changing and the impact of added CO₂ is minimal.
- 101) [Unsettled: Climate and Science | Dr. Steven Koonin | EP 323 - YouTube](#)
Discusses Climate Science, energy systems and factors behind the climate emergency movement
- 102) [\(2046\) This Well Known Effect Breaks the Climate Narrative – YouTube](#) Richard Lindzen - CO₂ impact
- 103) [A Runaway Greenhouse Effect On Earth is Very Unlikely \(youtube.com\)](#)
- 104) [CO₂ and temperature, do they have a cause and effect relationship - Dr Javier Vinós \(youtube.com\)](#)
- 105) <https://youtu.be/tcyQS4uz4rc> Can CO₂ Even Drive Global Temperatures
- 106) <https://www.youtube.com/watch?v=RPNqYpT-P2M> Dr. Bjorn Lomborg on importance of energy
- 107) <https://www.youtube.com/live/MjAYulRDvi4?si=GFTRG5ehKpTHcNgl> Dr. William Happer, CO₂ Coalition
- 108) ***How CO₂ Both Warms and Cools Our Atmosphere*** <https://www.youtube.com/watch?v=8zu4bzcRwRo&t=464s>
- 109) <https://www.instagram.com/reel/DQtkpoBjzAT/?igsh=MTg5NHfHMXV5dWF6ag==>
- 110) [Volcanoes & Climate Change](#) Paul Burgess
- 111) Dr. William Happer argues that more carbon dioxide is beneficial for the planet <pic.x.com/GYivXovvNz>
- 112) <pic.x.com/jMh6xYLbMK> Temperature records from 1979 to 2023 show no meaningful warming across Antarctica
- 113) <https://x.com/i/status/2022777874227564813> 7,000 years ago, summer temperatures were 3 to 5C warmer
- 114) <https://x.com/i/status/2023722072510271526> There is no proof that CO₂ is responsible for global warming Dr Patrick Moore
- 115) [CO₂ Facts vs. Fear with Dr. William Happer | Climate Debrief](#)
- 116) The modern temperature spike is not climate; it is statistical. <https://x.com/i/status/2022838278399922632>

180 Reference Videos – sorted by topic

iii) CO₂ impact on climate and the world

- 117) Dr. William Happer, <https://youtu.be/2jMp59NQhk> CO₂ overall impact and small impact from cows
- 118) Dr. John Clauser, Director <https://youtu.be/e61B1nrEbis> Errors with IPCC assumptions and results regarding CO₂ climate impacts
- 119) Jim Steele, Director <https://youtu.be/AHragUIMJcY> Arctic temperatures, polar bear extinctions and coral reef acidification

180 Reference Videos – sorted by topic

iv) Limitations on use of Climate Models

120) [Climate I: Is The Debate Over? – YouTube](#) Dr. Hadi Dowlatabadi (UBC) & Dr Richard Lindzen (MIT)

Discusses concerns and fallacy of predictions of future climate and related environmental impacts from computer models, plus concerns with NASA predictions

121) [John Christy: Climate models for politics?... "A bridge too far" – YouTube](#)

Demonstrates the serious problems with climate change models and IPCC forecasts

122) Limitations of wind farms <https://youtu.be/ogqVE6VFFtI?si=eGew3ldscgir1rKJ>

123) <https://www.youtube.com/watch?v=b5oyv8l6l-g> Dr. Willie Soon demonstrates the problems with climate change models and IPCC forecasts plus discussed the solar radiation impact on climate

124) https://www.youtube.com/watch?v=hQt_I-RvGF4; Paul Linsay An Analysis of Climate Models He shows: Temperature effect of doubled CO₂ is near “Zero”.

125) [The Great Green Hypocrisy: Why Fossil Fuels Are Still Indispensable | Watch](#)

126) <https://www.youtube.com/shorts/PZPZioH4wBk> Consensus versus scientific evidence

127) [The Sun, The Clouds, The Oceans In My Most Important Video Ever](#) Paul Burgess’s successful modelling shows that since 1983, **every temperature can be modelled and replicated** simply by looking at the Oceanic Index and amount of solar radiation, not the CO₂ and a small element of CO₂.

180 Reference Videos – sorted by topic

v) The CO₂ environmental movement's world impact

- 128)** [Climate Science: What Does it Say? | Dr. Richard Lindzen | EP 320 – YouTube](#) Dr. Lindzen and Jordan Peterson
- 129)** [This](#) presentation The Energy Transition Delusion: Inescapable Mineral Realities M. Mills Rejects 'Climate Change'
- 130)** (5084) [The Great Climate Con | Alex Epstein | #312 – YouTube](#) Alex Epstein, Alex Epstein and Jordan Peterson
- 131)** <https://www.youtube.com/watch?v=ZFHHOBiUrkg> What might be driving the Climate Crisis narrative
- 132)** https://youtu.be/--OS_UyW2SY Jordan Peterson talk on negative implications of "group think" and global concerns regarding the supposed "Climate Crisis"
- 133)** (855) [Net Zero 'Slavery' EXPOSED By Local Resident – YouTube](#)
- 134)** [Doomberg - You Can't Have Heavy Industry With A Dumb Energy Policy](#)
- 135)** [The Lowdown On Climate "Science" – YouTube](#) Shows the pressure for academics to conform
- 136)** [Video: 2022 Nobel physics prize winner John Clauser rips climate idiocy, No 'climate crisis' and IPCC 'one of the worst sources of dangerous misinformation' • Watts Up With That?](#)
- 137)** Michael Shellenberger talk: <https://www.youtube.com/watch?v=Ey7iWsDYnJ8>
- 138)** The electricity grid, [This](#) is a little documentary on the issue.
- 139)** UK Debate on Wind Farm cost <https://youtu.be/fd3xCfQ6RxE?si=APLUM6C3mkhgPPhg>
- 140)** [THORIUM: World's CHEAPEST Energy! \[Science Unveiled\]](#) [This](#) presentation is an introduction to Thorium as a nuclear fuel.
- 141)** [Why read The Unpopular Truth... – The Unpopular Truth](#) Problems with wind and solar power
- 142)** [Kathryn Porter on the Lies of the Green Zealots](#)
- 143)** [Talk Truth 10 28 25](#) Steve Gorman, Allan, Corri Hunsperger **The Paris Climate Agreement, Climatism is Crumbling**
- 144)** [The Renewable Energy Reckoning: Challenges, Failures, and 2025 Policy Shifts](#) Dr Steven Koonin
- 145)** [Shortened: Artistly.ai - Unlimited AI Images, Consistent Characters, Perfect AI Text](#)
- 146)** [The Great Green Hypocrisy: Why Fossil Fuels Are Still Indispensable | Watch](#)
- 147)** Small Nuclear Reactors are coming [Details here](#)
- 148)** The truth about electric vehicles <https://youtu.be/OEklh2PcSYE?si=zloFidQh-17kg7Z>

180 Reference Videos – sorted by topic

v) The CO₂ environmental movement's world impact

149) [The Top 7 Reasons Science is Broken](#) William M Briggs

150) <https://www.bing.com/videos/riverview/relatedvideo?q=kathryn+porter+energy+consultant&mid=E52B20559ABE385764DEE52B20559ABE385764DE&FORM=VIREK>

151) [Top resume Myths - insights from thousands of job applications](#)

152) [Goreham Full Testimony Senate Committee of the Illinois General Assembly](#)

153) <https://youtu.be/xaPrKzIkWrQ> Science and the Scientific Method Ireland talk Dr Happer

154) Trump's UN speech Sept 23, 2025 <https://www.facebook.com/share/r/1CjCaLJuja/?mibextid=wwXlfr>

155) More from Trump's UN speech Sept 23, 2025 <https://www.facebook.com/share/r/1CjCaLJuja/?mibextid=wwXlfr>

156) There are significant challenges to achieving net zero in a reasonable time. https://youtu.be/nLm1_a_JF6Q?si=lvLFVFIhnql4IYSI

157) Negative impact on children <https://youtu.be/WILzBxIkos8?si=OwqRoJT409oJgW2Y>

158) [The Coming UK Energy Disaster - Paul Burgess](#)

159) Small Modular Nuclear Reactors update https://youtu.be/N1r_WPtqLpo?si=-p7eqMDvuR1orpqe

160) [Why read The Unpopular Truth... – The Unpopular Truth](#)

161) [Climate Scam Explanation](#) <https://www.facebook.com/share/v/14PYv1fEJhD/?mibextid=wwXlfr>

162) [Climate Change Advice to Politicians](#) https://youtu.be/QiouAhq2MnE?si=EsezeHZm4oc6_LyK

163) [Konstantin Kisin & Josh Szeps CLASH on Climate](#)

164) [Dr Steven E Koonin - With climate realism ascendant, what now?](#)

165) <https://www.youtube.com/watch?v=xAqDKO8SJHs> CLIMATE SCAM CANCELLED

166) https://youtu.be/3Sn7pTF5R64?si=99M7cqpvV_5_qKl8 Net Zero Madness! - The £4.5 TRILLION plan that could bankrupt Britain

167) <https://www.youtube.com/watch?v=1toJraNrVjo> Renewables can ONLY generate unreliable electricity

168) [Net Zero is economic suicide. It must go. | Konstantin Kisin | Facebook](#)

169) [The Truth About 'Climate Science' | Konstantin Kisin](#)

170) pic.x.com/M27VcBeoEB How the Club of Rome and the WEF invented Climate Change in order to attack humanity

171) How the Club of Rome and the WEF invented Climate Change in order to control humanity pic.x.com/M27VcBeoEB

180 Reference Videos – sorted by topic

v) The CO₂ environmental movement's world impact

172) MIT Professor of Meteorology confirming there is very little evidence of man-made climate change

pic.x.com/cooGZonoM3

173) [The problem with the "Primary Energy Fallacy"](#),

174) Dick Storm [says that](#) "coal is indispensable" and that it is "the lowest cost proven source of primary energy for electricity generation"

175) https://x.com/anika_climate/status/2030280287674851564

176) <https://x.com/i/status/2033167331010969885> "Calling Carbon Dioxide a pollutant is a complete distortion of the truth...pollutants are substances that are toxic to human health"

177) [the problem with net zero konstantin kisin](#).

178) Angela Wheeler <https://youtu.be/-QAsI5pGqJs> Concerns with scientific education practises in schools today

179) Anika Sweetland, Member <https://youtu.be/L4Blgeg7h9c> Fear and education system concerns

180) Jonathan Cohler <https://youtu.be/hBMwbEgtECo> Challenging the claim that CO₂ is causing a climate crisis

40 Reference Books

- 1) **The Real Inconvenient Truth: It's Warming But It's Not CO2** - M.J.Sangster PhD
- 2) **Inconvenient Facts** - Gregory Wrightstone – Geologist, Executive Director CO2 Coalition
- 3) **Fake Invisible Catastrophes and Threats of Doom** Dr. Patrick Moore PhD Ecology, co-founder of Greenpeace
- 4) **Confessions of a Greenpeace Dropout The Making of a Sensible Environmentalist**
 - Dr. Patrick Moore PhD in Ecology, co-founder of Greenpeace
- 5) **Hot Talk Cold Science** - S. Fred Singer PhD in Physics
- 6) **Climate Change Reconsidered** - S. Fed Singer, Craig Idso
- 7) **Climate All is Well, All Will Be Well** - Jeremy Nieboer
- 8) **Climate at a Glance For Teachers and Students Facts on 30 Prominent Climate Topics**
 - Anthony Watts, James Taylor, H. Sterling Burnet Heartland Institute,
- 9) **Unsettled What Climate Science Tells Us, What It Doesn't and Why It Matters**
 - Dr. Steven E. Koonin former Undersecretary for Science U.S. Department of Energy
- 10) **Apocalypse Never** - Michael Shellenberger Environmentalist
- 11) **Catchments and Carbon The real cause of unstable weather** - Lois Cabon
- 12) **Climate Change: The Facts** – Ian Plimer
- 13) **Green Breakdown: The Coming Renewable Energy Failure** – Steve Gorham
- 14) **Not Zero** – Ross Clark
- 15) **Climate CO2 Hoax: How Bankers Hijacked the Environment Movement** Mark Gerard Keenan
- 16) **The Moral Case for Fossil Fuels** Alex Epstein
- 17) **False Alarm** Bjorn Lomborg

40 Reference Books

18) **Green Fraud Why the Green New Deal is Even Worse Than You Think** Marc Morano

19) **An Assessment of the Conventional Global Warming Narrative.**

- Dr. Richard Lindzen's new paper. Published by the Global Warming Policy Foundation, 2022

20) **Unsettled What Climate Science Tells Us, What It Doesn't and Why It Matters April 27, 2021**

- Dr. Steven Koonin Physics Professor NYU, former undersecretary for science US Department of Energy

21) **Paper: An Assessment of the Conventional Global Warming Narrative.**

- Dr. Richard Lindzen's new paper. Published by the Global Warming Policy Foundation Sept. 22, 2022

22) **An Appeal to Reason A Cool Look at Global Warming 2008**

- Lord Nigel Lawson champions increasing prosperity and adaptation as the proper course.

23) **An Assessment of the Conventional Global Warming Narrative** Published by the Global Warming Policy Foundation – September 22, 2022 Dr. R. Lindzen PhD Atmospheric Physics

24) **Archimedes Fulcrum** Gwynthian Prins

25) **The Unpopular Truth about Electricity and the Future of Energy** Lars Schernikau, William Smith

26) **Climate Uncertainty and Risk Rethinking Our Response** Dr. Judith Curry

27) **The Greenhouse Effect Busted** Thomas Shula, California, USA & Dr. Markus Ott, Germany

28) **Climate of the Past, Present and Future: A scientific debate, 2nd ed** Javier Vinos

29) **The Frozen Climate Views of the IPCC: An Analysis of AR6** Marcel Crok, Andy May

30) **Green Energy Breakdown: The Coming of the Renewable Energy Failure** Steve Gorekam

31) **Climate of the Past, Present and Future** Javier Vinos

40 Reference Books

- 32) **Green Breakdown The Coming Renewable Energy Failure** Steve Gorham
- 33) **Sunset on Net Zero: A Heretic's Guide to the Futile CO2 Target** Ronald Barnby
- 34) **A Very Convenient Warming: How modest warming and more CO2 are benefiting humanity**
Gregory Wrightstone
- 35) **Crisis or Hoax** Jules de Waart
- 36) **The Unpopular Truth About Electricity and the Future of Energy**, Revised edition Dr. Lars Schernikau
- 37) **The Truth About the CPOs 30 years of illusions** Samuel Furfar
- 38) Climate scientist Nicola Scafetta [*The Frontier of Climate Science*](#) explores how natural variability, observational uncertainties, and model limitations shape our understanding of past and future climate change
- 39) **Energy & Climate at a Glance Canadian Edition - 2024** Facts on 22 Prominent Climate Topics H.Sterling Burnett, Ron Davison
- 40) **Climate at a Glance Second Edition - 2025** Facts on 40 Prominent Climate Topics
Anthony Watt, James Taylor

376 Reference Articles

Question 1) Is present Global Warming a crisis or a normal phenomenon?

- 1) **An Assessment of the Conventional Global Warming Narrative.** Dr. Richard Lindzen
- 2) Global Temperature Changes: <https://wattsupwiththat.com/2023/02/03/the-new-pause-lengthens-again-101-months-and-counting/>
- 3) <https://www.zerohedge.com/weather/msm-journos-inadvertently-reveal-shocking-truth-about-global-warming>
- 4) <https://www.powerlineblog.com/archives/2023/10/another-nail-in-the-global-warming-coffin.>
- 5) <https://www.zerohedge.com/weather/msm-journos-inadvertently-reveal-shocking-truth-about-global-warming>
- 6) https://edition.pagesuite.com/infinity/article_popover_share.aspx?guid=43bd1bf4-ad4e-4186-a29e-50390607863c&share=true&appcode=JEEVPO
- 7) <http://www.sepp.org/the-week-that-was.cfm> Articles against a CO₂ induced Climate Crisis
- 8) [Antarctic Sea Ice: Winds Matter, CO₂ Doesn't](#)
- 9) <https://www.sott.net/article/420049-NASA-admits-climate-change-occurs-because-of-changes-in-Earths-solar-orbit-not-because-of-SUVs-and-fossil-fuels>
- 10) [What's the hottest Earth's ever been? | NOAA Climate.gov](#)
- 11) [Press-release-Clintel-The-Frozen-Climate-Views-of-the-IPCC.pdf](#)
- 12) [A volcanic eruption sent enough water vapor into the stratosphere to cause a rapid change in chemistry - NOAA Research](#)
- 13) [The 'Climate Crisis' of 1695 - Climate Change Dispatch](#)
- 14) [Why the Glaciers Retreated - American Thinker](#)
- 15) **Minimal Arctic Sea Ice Loss in the Last 20 Years, Consistent With Internal Climate Variability** 16 August 2025
- 16) [Nature Geoscience](#); 05 January 2026 Deglaciation of the Prudhoe Dome in northwestern Greenland in response to Holocene warming
- 17) [Irrational Fear](#) Greenland's Ancient Melt: The Bombshell Study That Buries Climate Alarmism
- 18) <https://x.com/i/status/2016813996318281788> Greenland ice core study
- 19) https://x.com/JVinos_Climate/status/2018232921858191523
- 20) [Antarctic Ice Sheet Records Surprising Mass Gain After Decade of Accelerated Loss – SciChi](#)
- 21) pic.x.com/ULmpQy17VQ Nothing unusual about present warming
- 22) [New Study: Ice Core Data Shows Modern Warming Is Statistically ...](#)
- 23) **Broadly stable atmospheric CO₂ and CH₄ levels over the past 3 million years** Nature Magazine March 18, 2026

376 Reference Articles

Question 2) Are warmer temperatures and higher CO₂ levels causing a climate crisis?

24) World Climate Declaration [*There is no climate emergency*](#)

25) Carbon Dioxide and a Warming Climate are not Problems - Clintel Foundation [submitted version can be downloaded for free](#)

26) [Great Barrier Reef: Record high coral cover on parts of world's largest reef system - CBBC Newsround](#)

27) Article on media bias open.substack.com/pub/rogerpielkejr/p/climate-journalism-is-broken?r=ukert&utm_campaign=post&utm_medium=email

28) <https://financialpost.com/opinion/lawrence-solomon-finally-its-safe-for-the-whistleblowers-of-corrupted-climate-science-to-speak-out>

29) Bjorn Lomborg on X: "UN routinely warns us that we have just a few years left until catastrophe: In 1982, Tolba, head of UN Environment Programme told the world that it had just 18 years before an environmental catastrophe as irreversible as any nuclear holocaust <https://t.co/8wyP1ofJOn> <https://t.co/zDYD8ldJo5>" / X (twitter.com)

30) Annual Summary Report of the Great Barrier Reef: Coral Reef Conditions 2023 – 2024 Australia Government Aug 7, 2024

31) Rick Morgan at PJ Media The Biggest Climate Whopper Ever Told

32) [Extreme Weather and Climate Change \(fraserinstitute.org\)](#)

33) <https://energycentral.com/c/pip/co2-innocent-proof-recent-science-paper>

34) [With Trump soon to be inaugurated, climate scientists declare SUDDEN END to "climate emergency" narrative](#)

35) [Jack Hellner](#) Climate Change Predictions

36) [2012 NOAA Sea Ice Extent data](#)

37) Climate and environment updates: US had the coldest January in decades <https://abcnews.go.com/International/live-updates/climate-environment-updates/?id=115115959>

38) <https://www.cnn.com/2025/02/18/weather/frigid-cold-us-flooding-tuesday-hnk/index.html>

39) IPCC Climate Models Aren't Useful for Forecasting Source: [Science of Climate Change](#)

40) What Climate Crisis? Weather Channel Reports "Record-Breaking Cold" For August

<https://www.zerohedge.com/weather/what-climate-crisis-weather-channel-reports-record-breaking-cold-august>

376 Reference Articles

Question 2) Are warmer temperatures and higher CO₂ levels causing a climate crisis?

41) Increases in the world's most extreme wildfire events probably driven by fire size and simultaneity

https://co2-coalition.mobilize.io/file_attachments/668397/download

42) <https://redisthenewcool.wordpress.com/2025/08/27/trumps-climate-reset-exposing-the-great-globalist-fear-machine/>

43) Meso-American Megadroughts Worse in the Past [Jo Nova](#); [Science Advances](#)

44) [Bjorn Lomborg: Fearmongering shouldn't drive climate policy](#)

45) [News about More Research Undermines Climate Catastrophe ...](#)

46) False Climate report: [News about Media Doing 'damage Control' As Widely Reported Study ...](#)

47) [Al Gore's 'Inconvenient Truth' turns 20, and critics say ...](#)

48) <https://wmbriggs.substack.com/p/climate-attribution-studies-cant-be-trusted-new-paper>

49) [The Psychology of Climate Doom: How Narrative Outpaces Nuance - Watts Up With That?](#)

50) [MET OFFICE SHOCK: UK Temperature Network Goes From Bad to Even Worse in Just 18 Months. Over 80% of the sites are now officially junk](#)

376 Reference Articles

Question 3) Are higher CO₂ levels and warmer temperatures good or bad

51) Reference Science of Climate Change International Journal of Science and Philosophy pg 13 Klimarealistene

52) Alex Epstein Aug 24, 2022 [A pro-human, pro-freedom policy for CO₂ emissions](#)

53) [Study finds CO₂ is greening the earth and making vegetation flourish worldwide \(westernstandard.news\)](#)

54) ["Climate Scientists Say We Should Embrace Higher CO₂ Levels"](#)

55) [FOURNIER: This just in! Oilsands emissions make trees grow \(westernstandard.news\)](#)

56) [The Real Cause of Weather-Related Deaths - CO₂ Coalition](#)

57) [Wrightstone Ojai Presentation for Distribution.pdf](#)

58) <https://www.newsmax.com/larrybell/co2-climate-change/2024/12/01/id/1189976/>

59) **Acute Exposure to Low-to-Moderate Carbon Dioxide Levels and Submariner Decision Making** Rodeheffer; Chabal; Clarke; Fothergill

60) <https://co2coalition.org/publications/human-contribution-to-atmospheric-co2-how-human-emissions-are-restoring-vital-atmospheric-co2>

61) Polar bears - <https://x.com/bjornlomborg/status/1596907524577320960>

62) <https://www.nytimes.com/2024/06/27/briefing/maldives-atolls-climate-change.html>

63) [Trees Get Bigger Around the World Thanks to Higher CO₂ Levels](#)

376 Reference Articles

Question 3) Are higher CO₂ levels and warmer temperatures good or bad

64) MIT & Princeton Scientists: 'More carbon dioxide cannot cause catastrophic global warming or more extreme weather' 6

65) https://www.researchgate.net/publication/279192423_Quantitative_Analysis_of_Climate_Change_and_Human_Crises_in_History

66) <https://www.nbcnews.com/world/latin-america/amazon-rainforest-giant-trees-bigger-carbon-dioxide-climate-change-rcna234064>

67) [witnessed](#) 1816, the year without a summer

68). [Forests have expanded globally.](#)

69) Climate Change and Health: *Reconsideration of 2009 Endangerment Finding and Greenhouse Gas Vehicle Standards* Dr. D W Allen, MBBS, FRACGP, Dr Breslow, M.D, Dr D Nebert, M.D.

70) Crop increases continue <https://thebreakthrough.org/issues/food-agriculture-environment/are-u-s-crop-yields-declining>

71) [NASA-acknowledged](#) greening of Earth.

72) [A Thanksgiving Tribute to Global Warming and CO₂ - CO₂ Coalition](#)

73) [KTRH](#); Media Climate Hoax Collapses As 2025 Has Fewest Extreme Weather Deaths Ever

[74\) Just the News](#); Media continues to ring climate alarm, but 2025 saw the fewest deaths from extreme weather ever

[75\) The Honest Broker](#) Globally, 2025 had one of the lowest annual death rates from extreme weather in history Roger Pielke Jr

76) CO₂ Miracle molecule <pic.x.com/JYHgJk9DTg> Peter Clack

77) Warming oceans control the release of soluble CO₂ <pic.x.com/1dAdGWEjhH> Peter Clack

78) Global mean temperatures <pic.x.com/bdoTcajRBg> Peter Clack

79) Are early warning fears about rising temperatures misjudged? <pic.x.com/kDyalo4PZ7> Peter Clack

80) Earth is a dynamic, resilient system. impacted by the Milanković cycles <pic.x.com/CMQgcdXTQR> Peter Clack

81) CO₂ is not a danger to human health and it's good for crops <https://www.telegraph.co.uk/gift/coc9a31afbe8e4co>

82) [A Tribute to Gregory Wrightstone: A Geologist's Legacy of Evidence, Leadership, and Open Inquiry](#)

376 Reference Articles

Question 4) Are CO₂ atmosphere levels dangerously high or historically low?

83) **Global Emissions in Decline** Zeke Hansfather, Carbon Brief, November 4, 2021

Question 5) What could have caused changes in CO₂ levels over geologic time?

84) [What's the hottest Earth's ever been? | NOAA Climate.gov](#)

85) **Multivariate Analysis Rejects the Theory of Human-caused Atmospheric Carbon Dioxide Increase: The Sea Surface Temperature Rules** Dai Ato Independent researcher, Osaka, Japan click [here](#)

86) **PALEOCLIMATE** A 485-million-year history of Earth's surface temperature
Emily J. Judd*, Jessica E. Tierney, Daniel J. Lunt, Isabel P. Montañez, Brian T. Huber, Scott L. Wing, Paul J. Valdes

87) [Oh, that pesky carbon dioxide! - American Thinker](#)

376 Reference Articles

Question 6) Is Climate change mainly caused by mankind's emissions of CO₂?

88) **An Assessment of the Conventional Global Warming Narrative** the Global Warming Policy Foundation 07 09 22

89) <https://www.sott.net/article/420049-NASA-admits-climate-change-occurs-because-of-changes-in-Earths-solar-orbit-not-because-of-SUVs-and-fossil-fuels>

90) <https://wattsupwiththat.com/2023/07/24/weekly-climate-and-energy-news-roundup-560/>

91) John Clauser, **No Climate Crisis** <http://www.sepp.org/twtwfiles/2023/TWTW%207-15-23.pdf>

92) Dr. Lindzen's assessments: [2022 09 22 Lindzen-global-warming-narrative](#)

93) Dr. John Clauser https://www.theepochtimes.com/us/nobel-winner-refutes-climate-change-narrative-points-04t-ignored-factor-5486267?utm_source=Morningbrief&src_src=Morningbrief&utm_campaign=mb-2023-09-10&src_cmp=mb-2023-09-10&utm_medium=email&est=zxLxigdHW2P7HyoXW1vWNkCTodzF8hCqgubtc8Fm%2B9sAXQSi%2BgUchDdoh1odjThySHobrA%3D%3D

94) <http://www.sepp.org/twtwfiles/2023/TWTW%207-15-23.pdf>

95) <https://wattsupwiththat.com/2023/07/24/weekly-climate-and-energy-news-roundup-560/>

96) https://www.americanthinker.com/blog/2023/07/what_nasa_and_the_european_space_agency_are_admitting_but_the_media_are_failing_to_report_about_our_current_heat_wave.html

97) NOAA Charts Reveal Recent Global Cooling [[ncei.noaa.gov](https://www.noaa.gov)]

98) <https://phys.org/news/2024-02-stars-orbital-evolution-earth-planets.html>

99) Net Zero Averted Temperature Increase R.Lindzen and W.A. Wijngaarden June 2024 [paper](#)

100) Dependence of Earth's Thermal Radiation on Five Most Abundant Greenhouse Gases W. A. van Wijngaarden¹ and W. Happer

101) A Planet That Might Not Need Saving: Can CO₂ Even Drive Global Temperature Jim Mason C2C Journal Oct 13, 2024

102) Climate and the Earth's Energy Budget by *Rebecca Lindsey (NASA)*

376 Reference Articles

Question 6) Is Climate change mainly caused by mankind's emissions of CO₂?

103) <https://www.dropbox.com/scl/fi/j2ko14cejej8tabi4elt7/TwoClimateFacts.docx?rlkey=ow1uf4o81wkg6vqy1qe5s8yxx&e=1&dl=0>

104) Factors that impact Climate Change CO₂ Coalition Jin Steele Dec. 2024

105) Effects of clouds on atmospheric processes <https://co2coalition.org/publications/radiation-transport-in-clouds/>

106) Stochastic assessment of temperature–CO₂ causal relationship in climate from the Phanerozoic through modern times July 10, 2024 D. Koutsoyiannis

107) <https://static1.squarespace.com/static/656f411497ae14084ad8do3a/t/66bc6870a7ad654a13b2ac7e/1723623541496/Homewood-BBC->

108) https://www.malone.news/p/the-climate-scam-is-over?utm_campaign=post&utm_medium=web

109) https://www.epa.gov/sites/default/files/2016-08/documents/endangerment_tsd.pdf

110) <https://co2coalition.org/publications/co2-coalition-comment-2-on-epa-endangerment-finding/>

111) <https://dailysceptic.org/2025/09/20/sun-and-cosmic-rays-drive-climate-not-co2-says-astrophysicist>

112) **Bond Cycles and the Role of The Sun in Shaping Climate** <https://euanmearns.com/bond-cycles-and-the-role-of-the-sun-in-shaping-climate/>

113) Are Melting Alpine Glaciers a sign of man-made global warming? [Alpine glaciers for CO₂ coalition.pdf](#)

114) <https://euanmearns.com/the-vostok-ice-core-and-the-14000-year-co2-time-lag/>

115) <pic.x.com/lhzA7Xbx2y> Peter Clack

116) <https://agupubs.onlinelibrary.wiley.com/doi/10.1029/2024GL111500> -Volcanic activity can have a significantly greater effect than CO₂

117) Oceans impact on temperature <pic.x.com/HUo3oBpwph>

118) [Earth Energy Imbalance: The Sun versus CO₂ - Watts Up With That?](#)

119) The State of Climate Science: Uncertainty, Complexity, and the Politics That Follow [Anthony Watts](#)

376 Reference Articles

Question 7) What is the impact of increasing CO₂ emissions on climate warming?

120) Logarithmic aspect of CO₂ on Temperature www.ronaldbarmby.ca

121) Greenhouse gas effect: [Kininmonth 2022](#)

122) [John Christy: The Climate Real Deal | Science Matters \(rclutz.com\)](#)

123) Limitations of Climate Models Wayne Brown [blog post](#)

124) **The Procecutor's Fallacy and the IPCC Report** Norman Fenton The Global Warming Policy Foundation 2023

125) https://www.theepochtimes.com/article/fixation-on-co2-ignores-real-driver-of-temperature-say-experts-5588495?utm_source=Morningbrief&src_src=Morningbrief&utm_campaign=mb-2024-02-20&src_cmp=mb-2024-02-20&utm_medium=email&est=AAAAAAAAAAAAAAAAAdeokeBIfzdPH4LYa6DB5DL7wk9AJCYDwskfcLqaGzqIMxfM63pAbO%3D%3D

126) The Daily Sceptic [New Scientific Evidence That CO₂ Emissions Can't Warm ...](#)

127) <https://wattsupwiththat.com/2025/01/18/the-saturation-effect-questions-the-prevailing-narrative-on-co2/>

128) <https://thehighwire.com/editorial/new-peer-reviewed-study-co2-has-zero-impact-on-climate-change/>

129) <https://co2coalition.org/publications/radiation-transport-in-clouds/>

130) <http://www.sepp.org/the-week-that-was.cfm...>

131) *IPCC's Third Assessment Report (2001) [6]*

132) *Physics Demonstrates That Increasing Greenhouse Gases Cannot Cause Dangerous Warming, Extreme Weather or Any Harm* [Lindzen Happer GHGs and Fossil Fuels Climate Physics 2025 06 07](#)

133) <https://co2coalition.org/wp-content/uploads/2022/03/Infrared-Forcing-by-Greenhouse-Gases-2019-Revised-3-7-2022> Happer & van Wijngaarden

134) [TWTW 10-11-25.pdf](#) What is meant when a greenhouse gas is said to be saturated?

135) [The Science and Environmental Policy Project \(SEPP\)](#)

136) Warming oceans control the release of soluble CO₂ pic.x.com/1dAdGWEjH

137) Roger Pielke Sr. Tthe importance of Ocean Heat Content for global warming or cooling in [a seminal 2003 paper](#)

138) <https://scitechdaily.com/scientists-rethink-extreme-warming-after-surprising-ocean-discovery/>

376 Reference Articles

Question 8) Is sea level rise and rate of rise unusual and a major concern?

139) Ivan Giaever Climate Change: [//www.foreignpolicyjournal.com/2016/01/01/nobel-laureate-ivar-giaever-on-climate-change/](http://www.foreignpolicyjournal.com/2016/01/01/nobel-laureate-ivar-giaever-on-climate-change/)

140) Sea Level Changes over time Wikipedia, Peter Vail publications

141) Sea Ice Index: https://nsidc.org/data/seaice_index/data-and-image-archive

142) <https://dailysceptic.org/2023/01/29/scientists-struggle-to-understand-why-antarctica-hasnt-warmed-for-over-70-years-despite-rise-in-co2>

143) NOAA and Rutgers University Information on snow coverage on the Northern Hemisphere

144) <https://notrickszone.com/2023/02/07/sea-level-is-stable-around-the-world-the-good-news-the-media-dont-want-us-to-hear>

145) A Global Perspective on Local Sea Level Changes <https://www.mdpi.com/2077-1312/13/9/1641>

146) <https://www.perplexity.ai/page/dutch-study-challenges-sea-lev-XgQhV3.uTDicIbaCPw3nGA>

147) New **study** On average, the rate of rise projected by the IPCC is biased upward with approximately 2 mm per year in comparison with the observed rate.

376 Reference Articles

Question 9) What about the scientists' man-made Global Warming crisis consensus?

- 148) Dr. Lindzen <https://wattsupwiththat.com/2022/12/04/mit-climate-scientist-dr-richard-lindzen-rejects-climate-change-as-a-quasi-religious-movement-predicated-on-an-absurd-scientific-narrative/>
- 149) Dr. John Clauser <https://dailysceptic.org/2023/07/14/nobel-physics-laureate-2022-slams-climate-emergency-narrative-as-dangerous-corruption-of-science/>
- 150) John Stossel Interview with Dr. Judith Curry Aug 9, 2023 [John Stossel](#)
- 151) <https://clintel.org/wp-content/uploads/2023/05/Clintel-The-Frozen-Climate-Views-of-the-IPCC-online-version.pdf>
- 152) Dr. Ivan Giaever: www.foreignpolicyjournal.com/2016/01/01/nobel-laureate-ivar-giaever-on-climate-change
- 153) www.populartechnology.net/2007/10/no-consensus-on-global-warming.html
- 154) <https://clintel.org/world-climate-declaration/>
- 155) www.populartechnology.net/2007/10/no-consensus-on-global-warming.html
- 156) [Wrong Again: 50 Years of Failed Eco-pocalyptic Predictions - Competitive Enterprise Institute \(cei.org\)](#)
- 157) [Challenging Net Zero with Science - CO2 Coalition](#) The 55-page paper
- 158) <https://www.telegraph.co.uk/news/2023/08/04/net-zeros-dam-has-burst-but-bbc-is-still-papering-over/>
- 159) <https://electroverse.info/nobel-prize-winner-slams-climate-alarm-thanksgiving-arctic-blast-sun-hush/>
- 160) [Archaeologists find underwater island previously home to hundreds of thousands of people \(msn.com\)](#)
- 161) https://www.econlib.org/archives/2014/03/16_not_97_agree.html
- 162) Dr. Roger Pielke Jr [released a preprint of his study](#), on *Scientific integrity*
- 163) <https://sealevel.info/learnmore.html> For detailed additional references from the CO2 Coalition sources
- 164) www.populartechnology.net/2007/10/no-consensus-on-global-warming.html
- 165) [The Real Story on Climate Change William Happer Princeton ...](#) [William Happer](#)
- 166) [New Paper by Lindzen, Happer and van Wijngaarten Shows the ...](#)
- 167) [Climate Inquisition Silenced a Generation of Scientists - CO2 Coalition](#)
- 168) [Climate hysteria and Climate reality a comparison of interglacials.pdf](#)
- 169) **Numbers Behind The Narrative: What Climate Science Actually Says** *Authored by Kevin Stocklin via The Epoch Times,*
- 170) [ANTHONY SADAR: Attacks on climate change skeptics a ...](#) [Washington Times](#)

376 Reference Articles

Question 9) What about the scientists' Man man-made Global Warming crisis consensus?

- 171) <https://financialpost.com/opinion/scientific-method-beats-climate-alarmism>
- 172) Reference: Shell v. Milieudefense et al – Expert Opinion Prepared for Foundation Environment and Man
- 173) <https://thehighwire.com/editorial/new-peer-reviewed-study-co2-has-zero-impact-on-climate-change/>
- 174) <https://x.com/CO2Coalition/status/1859748634436436061> Alberta, Canada Government CO2 +ve legislation
- 175) www.co2coalition.org
- 176) [John Christy's testimony](#)
- 177) https://www.wsj.com/opinion/climate-ideology-is-dying-environment-change-policy-movement-8c8fb882?st=PWd67z&reflink=article_email_share

- 178) [Meet the scientists Trump could tap to undermine climate regulations - E&E News by POLITICO](#)
- 179) [Home - The Global Warming Policy Foundation](#)
- 180) <https://dailycaller.com/2025/04/27/opinion-trump-makes-america-independent-from-the-climate-grift-kevin-mooney/>
- 181) <https://principia-scientific.com/46-climate-change-denying-statements-made-by-former-ipcc-scientists/>
- 182) [blog post](#) Wayne Brown on limitations of models
- 183) <https://www.climateskeptic.org/p/the-cancellation-of-professor-norman>
- 184) [Physics Demonstrates That Increasing Greenhouse Gases Cannot ...](#) PHYSICS DEMONSTRATES INCREASING GREENHOUSE GASES CANNOT CAUSE DANGEROUS WARMING, EXTREME WEATHER OR ANY HARM Dr. Lindzen, Dr. Happer
- 185) US Department of Energy July 2025: [A Critical Review of Impacts of Greenhouse Gas Emissions on the US Climate](#).
Authors – John Christy Ph.D, Judith Curry Ph.D, Steven Koonin Ph.D, Ross McKittrick Ph.D, Roy Spencer, Ph.D.

- 186) <https://co2coalition.org/publications/open-letter-to-federal-judicial-center-chair-john-roberts/> Richard Lindzen, Ph. D.
Professor of Earth, Atmospheric, and Planetary Sciences, Emeritus Professor of Physics Massachusetts Institute of Technology
William Happer, Ph. D. Emeritus Professor of Physics, Princeton University
Steven Koonin, Ph. D. Edward Teller Senior Fellow Hoover Institution, Stanford University

376 Reference Articles

Question 9) What about the scientists' Man man-made Global Warming crisis consensus?

187) These scientists attacked having written the July 2025, U.S. Department of Energy (DOE), report." Read [here](#)

188) [The Science and Environmental Policy Project \(SEPP\) 1900](#)

189) [Scientists Say 'Climate Change Not Caused by ...](#)

190) <https://tilakdoshi.substack.com/p/the-technocrats-are-falling-as-their> Tilak Doshi

191) Conventional Climate Science Threatens Civilization Vijay Jayaraj [here](#).

192) <https://www.coffeeandcovid.com/p/no-consensus-friday-october-17-2025> Scientific Consensus

193) <https://co2coalition.org/publications/co2-coalition-comment-2-on-epa-endangerment-finding/>

194) <https://publichealthpolicyjournal.com/what-do-scientists-who-have-left-the-ipcc-intergovernmental-panel-on-climate-change-have-to-say-from-former-member-of-parliament-andrew-bridgens-elegram-channel-today/>

195) [Why Climate Science Is Not Settled - CO2 Coalition](#) Vijay Jayaraj

196) <https://restoration-news.com/trump-is-right-science-demands-that-we-overturn-the-endangerment-finding>

197) [Muddling the Judiciary's Understanding of Science - CO2 Coalition](#)

198) [Who Actually Wrote the Climate Manual for Federal Judges](#) Roger Pielke Jr.

199) Jonathan Cohler and Willie Soon [new paper](#) on uncertainties in Ocean Heat Content (OHC) values IPCC communicate,

200) [Women are speaking out against the climate agenda](#)

201) <https://wattsupwiththat.com/2026/04/20/wrong-the-independent-the-atlantic-current-isnt-on-the-brink-of-collapse/>

376 Reference Articles

Question 10) If CO₂ is good and climate always changes, what about other fossil fuel pollutants and alternative energy adoption

- 202) <https://www.cer-rec.gc.ca/en/data-analysis/energy-markets/market-snapshots/2016/market-snapshot-canadian-tidal-power-capacity-fourth-in-world-with-potential-add-up-7-000-mw-more.html>
- 203) https://open.substack.com/pub/robertbryce/p/the-iron-law-of-power-density-part?r=ukert&utm_campaign=post&utm_medium=email
- 204) Offshore wind farms cost issues <https://on.ft.com/3tYAcfp>
- 205) Renewables cannot replace reliable energy sources in UK <https://gridwatch.co.uk/>
- 206) Problems with windfarms
<http://digitaleditions.telegraph.co.uk/data/1503/reader/reader.html?social#!preferred/0/package/1503/pub/1503/page/69/article/NaN>
- 207) https://www.texaspolicy.com/wp-content/uploads/2023/10/2023-10-TrueCostofEVs-BennettIsaac.pdf?_hstc=123760149.0b6c4a768d8814345847cae6a32008e7.1693587828998.1698185365265.1698235788581.87&_hssc=123760149.10.1698235788581&_hsfp=2439428725
- 208) Ross Clark Net Zero Watch [The Retreat from Net Zero](#)
- 209) <https://www.city-journal.org/article/the-magical-thinking-behind-the-energy-transition>
- 210) <https://wattsupwiththat.com/2024/11/13/president-trump-the-final-nail-in-the-coffin-of-the-global-environmental-agenda/>
- 211) <https://financialpost.com/opinion/climate-policy-turning-point>
- 212) <https://www.newsmax.com/larrybell/co2-climate-change/2024/12/01/id/1189976/>
- 213) https://en.wikipedia.org/wiki/Small_modular_reactor
- 214) Canada: Banks quit Carney's Net Zero alliance. Giving up the ideology is next. | Financial Post
- 215) International BRICS countries declared that their domestic energy needs and economic well-being will take precedence over International climate agreements like "net zero" initiatives. <https://co2coalition.org/2024/11/18/brics-kazan-declaration-trumps-cop29-climate-blather/>
- 216) <https://journalposts.com/trump-hits-multiple-home-runs-on-climate-and-energy-resetting-america-back-on-a-path-to-energy-security-independence/>
- 217) Tidal energy <http://euanmearns.com/swansea-bay-tidal-lagoon-and-baseload-tidal-generation-in-the-uk/>
- 218) <https://boereport.com/2023/08/29/alex-epstein-returns-to-alberta-with-a-prescription-for-effective-energy-dialogues/>
- 219) [Is an Energy System Transformation Even Possible?](#)
- 220) [The Rise and Rise of King Coal - by Tilak Doshi](#)
- 221) [Natural Gas or Coal – Lars Schernikau](#)

376 Reference Articles

Question 10) If CO₂ is good and climate always changes, what about other fossil fuel pollutants and alternative energy adoption

- 222) [The 32-year-old nuclear scientist busting the 'Net Zero myth'](#)
- 223) [Decline of the Great North American Decarbonization Charade - CO₂ Coalition](#)
- 224) [Corporate Analysis](#) The Unpopular and Hard Truths of Coal Power The Lifeblood of the U.S.A. July 14, 2025 by Storm Technologies
- 225) [USA Coal electricity costs](https://www.eia.gov/electricity/monthly/epm_table_grapher.php?t=epmt_5_6_a) https://www.eia.gov/electricity/monthly/epm_table_grapher.php?t=epmt_5_6_a;
- 226) [Natural Gas or Coal – Lars Schernikau](#)
- 227) [Positive advancements in Modular Nuclear Reactors](https://blog.gorozen.com/blog/trumps-nuclear-revolution-the-policy-that-could-redefine-u.s.-power?utm_campaign=Weekly%20Blog%20Notification&utm_medium=email&_hsenc=p2ANqtz--ARtNpwGZhOxskH6o-PJf8tkcG1Phg55fC8tMmK4FRzxbcMNRICxyVvUJw3GRT1cZw3JMkavxfVuq6BleWyswyFwCvQ&_hsmi=390899319&utm_content=390899319&utm_source=hs_email) https://blog.gorozen.com/blog/trumps-nuclear-revolution-the-policy-that-could-redefine-u.s.-power?utm_campaign=Weekly%20Blog%20Notification&utm_medium=email&_hsenc=p2ANqtz--ARtNpwGZhOxskH6o-PJf8tkcG1Phg55fC8tMmK4FRzxbcMNRICxyVvUJw3GRT1cZw3JMkavxfVuq6BleWyswyFwCvQ&_hsmi=390899319&utm_content=390899319&utm_source=hs_email
- 228) A nuclear energy resurgence is underway. Nuclear plants that were shut down are being restarted. Dozens of small reactors are being deployed. Published in [MasterResource](#) November 20, 2025.
- 228) [Japan's Green Energy Failures Serve as a Warning to the US: Don't Fall for the Climate Agenda - CO₂ Coalition](#)
- 230) [Why are developing economies pursuing small modular reactors? - America Out Loud News](#)
- 231) <https://www.sirotinintelligence.com/were-sitting-on-100-trillion-and-want-to-pay-400-billion-to-throw-it-away-steven-curtis-on-americas-nuclear-waste-delusion-why-the-nrc-should-be-shut-down-and-how-texas-could-lead-the-f/>
- 232) [America's nuclear comeback is finally here](#)
- 233) <https://www.americaoutloud.news/despite-international-energy-agency-forecasts-coal-is-booming/>
- 234) Commercial reactor approved by the US government ([More](#))
- 235) Update on nuclear power ([1440 Topics](#))
- 236) [Dozens of Labour MPs write to Keir Starmer demanding party waters down net zero commitments](#)
- 237) [Coal, The Fuel We Ignore But Cannot Replace](#)
- 238) [Affordable, Reliable, and Clean: An Objective Scorecard to Assess ...](#)
- 239) ICYMI: X-energy, an Amazon-backed small reactor and nuclear fuel startup, raised \$1 billion [Go deeper](#)
- 240) TerraPower, Bill Gates-backed nuclear utility-scale advanced nuclear power plant" in the U.S. [The WSJ has more.](#)

376 Reference Articles

Question 11) What are the negative implications of pursuing a carbon-neutral policy?

- 241) https://www.dailymail.co.uk/columnists/article-12493679/RICHARD-LITTLEJOHN-No-heat-pump-thermals-youre-nicked.html?ito=native_share_article-top
- 242) <https://financialpost.com/opinion/lawrence-solomon-finally-its-safe-for-the-whistleblowers-of-corrupted-climate-science-to-speak-out>
- 243) Jusper Machogu on Twitter: "Good morning from Kisii Kenya. What is it like to live here without fossil fuels? Some refer to it as 'Sustainable', I agree, only if its definition changes to 'break your back if you want to eat even though you'll be poor forever' I am weeding our maize. 🌽 <https://t.co/gFYo8PqL5W>" / Twitter
- 244) <https://www.telegraph.co.uk/politics/2023/07/29/tory-pms-systematically-dishonest-1-trillion-cost-net-zero/>;
- 245) <https://driving.ca/column/motor-mouth/scary-putting-out-ev-fire-firefighting-battery-electric-vehicle>
- 246) [Commentary: "Green Energy" is Neither Energy Nor Green – Alex Epstein - Energy News for the United States Oil & Gas Industry | EnergyNow.com](https://www.energynews.com/2023/08/09/commentary-green-energy-is-neither-energy-nor-green-alex-epstein/)
- 247) <https://www.foxnews.com/politics/study-casts-doubt-electric-vehicles-climate-cost-benefits-wont-achieve-goals-intended>
- 248) <https://www.manhattancontrarian.com/blog/2022-12-1-the-manhattan-contrarian-energy-storage-paper-has-arrived>
- 249) <https://www.powerlineblog.com/archives/2023/10/another-nail-in-the-global-warming-coffin.>
- 250) [Germany set to miss Net Zero target as climate efforts falter **Reuters, 22 August 2023**](https://www.reuters.com/technology/germany-set-miss-net-zero-target-climate-efforts-falter-2023-08-22/)
- 251) [Joel Kotkin: The inhumanity of the green agenda \(msn.com\)](https://www.msn.com/en-us/news/energy/joel-kotkin-the-inhumanity-of-the-green-agenda)
- 252) [Calgary Herald ePaper](https://www.calgaryherald.com/news/local-news/the-anti-fossil-fuel-dilemma) The anti-fossil fuel dilemma
- 253) https://www.theepochtimes.com/article/infographic-climate-scientists-credibility-hurt-5552652?utm_source=ref_share&src_src=ref_share&utm_campaign=mb-cc&src_cmp=mb-cc
- 254) Dutch coalition party calls for stop on wind turbines on land after devastating Clintel report Nov 9, 2024
- 255) <https://co2coalition.org/2024/11/18/brics-kazan-declaration-trumps-cop29-climate-blather/>
- 256) [http://digitaleditions.telegraph.co.uk/data/1565/reader/reader.html?social#!preferred/0/package/1565/pub/1565/page/73/article/NaN](https://www.telegraph.co.uk/data/1565/reader/reader.html?social#!preferred/0/package/1565/pub/1565/page/73/article/NaN)
- 257) (<https://www.gov.uk/government/collections/international-energy-price-comparisons>)
- 258) (<https://www.energyinst.org/statistical-review>)
- 259) [Power Do wn Blunder – Doomberg](https://www.powerdo.com/news/power-do-won-blunder-doomberg) Energy problems in Australia due to reliance on renewables **140)**
- 260) https://www.realclearenergy.org/articles/2025/01/05/the-climate-agendas-march-through-the-institutions-can-it-be-stopped_1082512.html
- 261) [Solyndra: A Case Study in Green Energy, Cronyism, and the Failure of Central Planning](https://www.solyndra.com/case-study-in-green-energy-cronyism-and-the-failure-of-central-planning)
- 262) [Ed Miliband's net zero plans branded 'fantasy' in damning letter from top scientist](https://www.edmiliband.com/net-zero-plans-branded-fantasy-in-damning-letter-from-top-scientist)
- 263) <https://www.yahoo.com/news/11-years-celebrated-opening-massive-000749414.html>
- 264) <https://davidturver.substack.com/p/record-cfd-subsidies-in-2024> - UK CfD subsidies were £2.4 billion 2024 alone
- 265) [Sweden to lift the ban on uranium mining, plans to build 10 nuclear plants **Mining Technology, 21 August 2023**](https://www.mining-technology.com/news/sweden-to-lift-the-ban-on-uranium-mining-plans-to-build-10-nuclear-plants/)
- 266) [Net Zero "Nearly 13 million UK homes skip heating due to energy bill fears" **Energy Live News, 22 August 2023**](https://www.energy-live-news.com/news/net-zero-nearly-13-million-uk-homes-skip-heating-due-to-energy-bill-fears/)
- 267) [The recent shutdown of the Bernagues wind farm in Hérault](https://www.bernaguess.com/en/the-recent-shutdown-of-the-bernaguess-wind-farm-in-herault)
- 268) [UK Government looking into "watering down" plans for Net Zero EV mandate **GB News, 21 August 2023**](https://www.gbnews.com/news/uk-government-looking-into-watering-down-plans-for-net-zero-ev-mandate)
- 269) [Scottish government faces heat pump rebellion over 'exorbitant' bills **The Daily Telegraph, 21 August 2023**](https://www.daily-telegraph.com/news/scottish-government-faces-heat-pump-rebellion-over-exorbitant-bills/)
- 270) [Voters won't accept 'economic destruction' to reach Net Zero **The Daily Telegraph, 20 August 2023**](https://www.daily-telegraph.com/news/voters-wont-accept-economic-destruction-to-reach-net-zero/)
- 271) [New Scientist: How worried should we be about climate change? **Net Zero Watch, 23 August 2023**](https://www.newscientist.com/news/new-scientist-how-worried-should-we-be-about-climate-change/)

376 Reference Articles

Question 11) What are the negative implications of pursuing a carbon-neutral policy

- 272) Coral reefs may have adapted to ocean warming [The Times, 23 August 2023](#)
- 273) Ian O'Doherty: Ireland's bonkers plan to kill cows to save the planet [The Spectator, 20 August 2023](#)⁵
- 274) Will the rising cost of green energy cost US Democrats next year's elections? [Politico, 22 August 2023](#)
- 275) Dominic Lawson: Issues with the prospect of giant turbines or an army of pylons wrecking their views [Daily Mail, 21 August 2023](#)
- 276) The Electric-Vehicle bubble starts to deflate [The Wall Street Journal, 21 August 2023](#)
- 277) Are human beings triggering earthquakes and causing volcanoes? [The Daily Sceptic, 22 August 2023](#)
- 278) https://edition.pagesuite.com/infinity/article_popover_share.aspx?guid=6319d212-c1e9-47fd-bb56-5ab8ddf6eac4
- 279) Statistics Norway reports *that man-made CO₂ emissions do not cause systematic changes in temperature*
- 280) <https://www.texasmonthly.com/news-politics/sweetwater-wind-turbine-blades-dump/>
- 281) <https://hotair.com/tree-hugging-sister/2024/05/24/the-lithium-ion-battery-energy-storage-facility-blaze-you-hadnt-heard-about-is-still-burning-n3788991>
- 282) [A Renewable Energy Transition Violates The Maximum Power Principle | Art Berman](#)
- 283) <https://financialpost.com/opinion/net-zero-global-emissions-rising-not-falling>
- 284) Nuclear safety report – Jersey <https://www.gov.je/news/2024/pages/channelislandspublishreportonpotentialnuclearriskstoislanders.aspx>
- 285) <https://co2coalition.org/2024/10/14/western-households-sacrifice-as-asians-splurge-on-coal/>
- 286) <https://financialpost.com/opinion/climate-policy-turning-point>
- 287) <https://www.cnbc.com/2024/11/08/toyota-california-ev-mandates-impossible.html>
- 288) <https://financialpost.com/opinion/bjorn-lomborg-climate-spending-costs-more-than-climate-change>
- 289) <https://financialpost.com/opinion/solar-wind-power-expensive>
- 290) [Physics First Energy Policy - by David Turver](#)
- 291) The actual cost of the decarbonization agenda is significant Vijay Jayaraj [here](#)
- 292) [Belgian Wind Project Vetoed; Global Total Of Renewable Rejections Hits 1,104](#)
- 293) <https://financialpost.com/opinion/global-warming-policies-hurt-poor> Bjorn Lomborg
- 294) <https://tilakdoshi.substack.com/p/starmers-eu-reset-tethers-the-uk>
- 295) <https://dieterhelm.co.uk/energy-climate/british-energy-policy-not-cheap-not-home-grown-and-not-secure/>

376 Reference Articles

Question 11) What are the negative implications of pursuing a carbon-neutral policy

- 296) [Kathryn Porter: The True Affordability of Net Zero](#)
- 297) High renewables cost to UK <https://www.ref.org.uk/ref-blog/390-uk-renewable-electricity-subsidy-totals-2002-to-the-present-day>
- 298) [DR. BYRON CAPLAN LECTURE ON FUTURE OF FOSSIL FUELS LISTEN NOW · 1:15:56](#)
- 299) [Africa's impact https://www.climateskeptic.org/p/africas-renewable-leapfrog-is-a-dangerous](https://www.climateskeptic.org/p/africas-renewable-leapfrog-is-a-dangerous)
- 300) [Activists call for climate skepticism to be outlawed, and experts say it shows growing desperation | Just The News](#)
- 301) [ilak's Substack | Tilak Doshi | Substack](#)
- 302) [The Ongoing Fiction of Cheap Wind and Solar - CO2 Coalition](#)
- 303) [Solar Blasphemy in India's Thar Desert - CO2 Coalition](#)
- 304) [The Hill published my article](#) Britain's net-zero scheme is being derailed by opposition to solar and wind projects
- 305) [In his first 200 days, Trump has overturned Biden climate agenda at breakneck speed, report shows | Just The News](#)
- 306) <https://x.com/PeterDClack/status/1954035639500038283>
- 307) [Wind farms to blame for rising energy bills, says Ofgem – Yahoo](#)
- 308) [Endangerment Finding Endangers Our Fuels, Forests and Freedom Slides SPN For Distribution 2025 08 24 \(2\).pdf](#)
- 309) [Energy Price Cap Goes Up Again – and No, it's Not Because of the Price of Gas – The Daily Sceptic](#)
- 310) [The BBC and Climate Change A Triple Betrayal Christopher Booker](#)
- 311) [US climate grants cancelledhttps://lists.theepochtimes.com/links/lnGtCLkk1/HhryKHE6n/wjB2oNb9veRV/5MSanGiq2F](https://lists.theepochtimes.com/links/lnGtCLkk1/HhryKHE6n/wjB2oNb9veRV/5MSanGiq2F)
- 312) [The Tide is Turning Decisively Against Net Zero](#)
- 313) [If Europe Pursues Artificial Intelligence, Net Zero Must Go MasterResource](#) Sept 10, 2025.
- 314) [Offshore Wind Facilities Are Poisoning the Seas Marine Pollution Bulletin; The Fisherman; Yahoo News](#)
- 315) [The delusional EU believes it can wield carbon tariffs as weapons.https://tilakdoshi.substack.com/p/europes-days-of-carbon-colonialism](https://tilakdoshi.substack.com/p/europes-days-of-carbon-colonialism)
- 316) [this article](#) about UK elite's collapsing consensus on climate change.
- 317) [Britain warned of tight energy supplies this winter](#)
- 318) [Spain at risk of fresh net zero blackouts](#)
- 319) [Trump's Withdrawal From Collapsing Climate Narrative](#)
- 320) [Net zero is killing energy sector, warns union - PressReader](#)

376 Reference Articles

Question 11) What are the negative implications of pursuing a carbon-neutral policy

- 321) Bill Gates and others change their views on seriousness of Climate Change [Prediction of Climate Catastrophe Loses Some of Its Strongest ...](#)
- 322) **Offshore wind farms environment impact** https://www.linkedin.com/posts/larsschernikau_heres-exactly-how-offshore-wind-farms-in-activity-7362949056609628160-zuvz?utm_source=share&utm_medium=member_desktop&rcm=ACoAAAACWDIBASCdCewbOMLXSA38-vnieLbUI3M
- 323) [News about Sweden's Pension Disaster Rings Alarm Bells For ...](#)
- 324) **American-Japanese Pact Signals Ascent of Energy Realism** [Read article here](#)
- 325) <https://financialpost.com/opinion/bjorn-lomborg-wests-best-climate-bet-fuel-research-development>
- 326) [The climate cult's dissolution is inevitable](#) Vijay Jayaraj
- 327) **Media doing 'damage control' as widely reported study on cost of climate change gets retracted**
[News about Media Doing 'damage Control' As Widely Reported Study ...](#)
- 328) [Norway Avoids 'Green' Energy Quicksand - Vijay Jayaraj](#)
- 329) [NewsBlaze](#) on November 27, 2025 **Affordability Crisis: Gavin Newsom and the California Energy Disaster**
- 330) <https://www.americaoutloud.news/attacking-global-electricity-poverty/> Co-authored by [Ronald Stein](#) and [Jimmie Dollard](#)
- 331) [WattsUpWithThat.com](#), **Twenty Years Of Watching The Thermometer... And The Narrative**
- 332) [Europe is waking up to the follies of 'green energy'](#) CRAIG RUCKER, OPINION CONTRIBUTOR – THE HILL 01/08/26
- 333) [What to know about the world's great climate collapse](#) Amy Harderan 13, 2026
- 334) [Climate Change Weekly #568](#)
- 335) <https://www.americaoutloud.news/the-transition-to-net-zero-emissions-is-a-tax-on-the-air-you-breathe/>
- 336) **Global climate change business was a US\$3.4 trillion/year global industry in 2025** https://ebionline.org/product/climate-change-business-journal-volume-xviii-numbers-7-8-3-q3-2025-global-climatechangeindustry/?utm_source=chatgpt.com#:~:text=the%20%243%2C4,00%20billion%20climate%20change%20industry
- 337) [Households hit with higher bills in £1bn 'rocket' that sees wind farms paid to turn off power | The Independent](#)
- 338) [Honeywell CEO Says Datacenters, Cement Industry Need Gas, Not Renewables](#)
- 339) [South Korea's Developing Net Zero Debacle - CO2 Coalition](#)
- 340) [Real Environmental Crisis Is Not Climate Change - CO2 Coalition](#)
- 341) **Net zero is no longer a scientific goal; it's a financial one** <pic.x.com//PLsBbqaTE>
- 342) **General CO2 reductions by countries** <https://financialpost.com/opinion/uk-net-zero-revolt-wake-up-call>

376 Reference Articles

Question 11) What are the negative implications of pursuing a carbon-neutral policy

- 343) [How China Sold America the Wind Turbine Scam](#)
- 344) [Dr. Matthew M. Wielicki on X: "Can We Really Trust the Global Temperature Record" / X](#)
- 345) [America's Irreversible Goodbye to Climate Governance - CO2 Coalition](#) . [Dr. Samuele Furfari](#)
- 346) [2026 02 10 WSJ Trump to Repeal Landmark Climate Finding in Huge Regulatory Rollback.pdf](#)
- 347) [Climate Change and Energy: World Leaders in Turmoil](#) Steve Goreham
- 348) [pic.x.com/Qc4sXAPTUJ](#) The catastrophic cost of energy consequences of Net Zero.
- 349) [The Climate Change Racket - The Epoch Times](#)
- 350) [Carbon tax hurts farmers <https://freebeacon.com/democrats/arkansas-senate-candidate-running-to-fight-for-farmers-backed-carbon-tax-that-could-cost-them-hundreds-of-millions-of-dollars/>](#)
- 351) Kathryn Porter [recent report on her country's electrification strategy](#)
- 352) The 2025 Department of Energy's "[A Critical Review of Impacts of Greenhouse Gas Emissions on the U.S. Climate](#)
- 353) [Heat pumps for all...or maybe not? – The Unpopular Truth](#)
- 354) [Are the Strongest Nor'easters Getting Stronger? A Closer Look](#)
- 355) <https://co2coalition.org/2026/02/25/epas-co2-reversal-is-welcome-opening-for-developing-world/>
- 356) [EPA Retires Its Crystal Ball, Lets America Exhale \(Carbon Included\)](#) Repeal of endangerment finding re CO2
- 357) [Sir Jim Ratcliffe takes aim at Ed Miliband over net zero as he warns ...](#)
- 358) [New energy policies in California threatening America's national security](#)
- 359) [Politicians Who Cut Solar and Wind Subsidies Saved Our Grid](#) Alex Epstein
- 360) [The Strait of Hormuz's Bitter Lesson for the European Union - CO2 Coalition](#)
- 361) <https://frontiercentre.org/2026/03/28/a-u-s-court-case-could-upend-climate-change-policy/> US case could upend climate policies
- 362) [From the Strait of Hormuz to Cuba, Net Zero is Dying – Mark Carney ...](#)
- 363) [India Helps US Repair 'Green' Wreckage - CO2 Coalition](#)
- 364) ['Eco-Friendly' Energy Slaughtering Wildlife - USSA News](#)
- 365) [Feed | CO2 Coalition Discussion Group](#) Where is "full electrification" as a political issue in the 2026 and 2028 elections?

376 Reference Articles

Question 11) What are the negative implications of pursuing a carbon-neutral policy

366) <https://www.staradvertiser.com/2026/04/09/breaking-news/climate-change-denial-sees-a-resurgence-in-trumps-washington/>

367) [Tensions in the Strait of Hormuz force us to reconsider material ...](#)

368) [The hidden subsidies behind UK solar expansion](#) Paul Burgess

369) [Uk True Cost Of Electricity \(1\).pdf](#) Paul Burgess

370) [recent report on her country's electrification strategy \(UK\)](#)

371) [The Chance of Blackouts - Watts Up With That?](#) Kevin Kilty

372) [Via Reuters](#), the Commerce Department announced preliminary antidumping duties on solar cells and panels from India, Indonesia and Laos, "the latest in a string of tariffs imposed over a decade on solar imports from Asia."

373) [Rethinking the cost of electricity – The Unpopular Truth](#)

374) [Britain's Skyrocketing Green Energy Prices are Forcing Internet Providers to Ration Access - Watts Up With That?](#)

375) [Why the UK and EU Keep Doubling Down on Net Zero Dogma in the ...](#) Tilak Doshi

376) [Balsa Trees Illegally Logged for Wind Power - Watts Up With That?](#)

71 Referenced Scientists, Professionals

- **Ron Barmby** Professional Engineer
- **Robert Bryce** Reporter, author, filmmaker, and public speaker on energy, power, and politics
- **Paul Burgess** BSc, MSc, Eng Water Resource and Environmental, plus Computer Modelling experience and expertise
- **David Burton** BS in Systems Science Michigan State University, and an MA in Computer Sciences The University of Texas at Austin.
- **Dr H. Sterling Burnet** Director, Arthur Robinson Center Climate and Environmental Policy
- **Dr. Byron Caplan** professor of economics George Mason University
- **Dr John Christy** professor of Atmospheric Science and Director Earth System Science Centre Univ. of Alabama
- **Peter Clack** climatologist and researcher specializing in climate change and sea level rise
- **Roy Clark** retired engineer and climate researcher, Noble Prize for work on Climate Model Errors
- **Dr. John Clauser** [recipient of the 2022 Nobel Prize in Physics](#) ; degrees from Caltech and Columbia University.
- **Dr. Les Coleman** Engineer, distinguished academic and financial strategist in finance, risk management and sustainability
- **Dr. John Constable** Cambridge, Renewable Energy Foundation
- **Dr. Judith Curry** climatologist, former chair School of Earth and Atmospheric Sciences at the Georgia Technology.
- **Dr Adrian Demaid** Emeritus Professor of Engineering Open University, consulted on Sustainable Urban Development
- **Dr. Hadi Dowlatabad** (UBC) Canada Research Chair, Inst for Resources, Environment & Sustainability,
- **Thomas S. Drolet** Career in Energy, including Nuclear Power, Fusion Power, Nuclear Fuel Supply, major projects in Coal, Natural Gas, distributed generation, Oil and Renewables (Geothermal, Hydroelectric, Solar and Biomass).
- **Dr Freeman Dyson** PhD math, physics, Institute for Advanced Study in Princeton.
- **Alex Epstein** philosopher and energy expert, creator of EnergyTalkingPoints and Center for Industrial Progress
- **Dr Ivan Giaever** engineer and physicist who shared the Nobel Prize in Physics
- **Tom Gallagher** MSc Geoscientist

71 Referenced Scientists, Professionals

- **Dr. Indur Goklany** Science Policy advisor US Dept of the Interior, BA, MSc and PhD Electrical Engineering, Climate Policy Review
- **Steven Goreham** scholar, researcher in energy/environmental policy, engineer and business executive
- **Ken Gregory** B.AppSc, professional engineer
- **Dr. William Happer** Professor Physics, Princeton University, specialized in atomic physics, optics, spectroscopy
- **Dr. Ole Humlum** Meteorologist, former Professor of Physical Geography at the University Centre in Svalbard, Norway, and Emeritus Professor of Physical Geography, University of Oslo, Norway.
- **Dr. Les Hatten** mathematician, geophysicist, computer scientist, career in weather prediction and climatology
- **Dr. Howard "Cork" Hayden** Prof. Emeritus of Physics, University of Connecticut, USA
- **Tony Heller** realclimatescience.com
- **Dr. Roger Higgs** geologist
- **Walt Johnston** geophysicist
- **Dr. Vijay Jayaraj** MS environmental sciences U of East Anglia, energy management Robert Gordon University, engineering Anna University India
- **Mark Gerard Keenan** researcher, author, worked with the UK Dep of Energy & Climate Change, the U. N. Economic Commission for Europe.
- **Konstantin Kisin** British political commentator, comedian and co-host of the Triggernometry podcast
- **Dr. Steven Koonin** theoretical physicist, former director the Center for Urban Science and Progress at New York U
- **Lord Nigel Lawson** British politician, journalist who served Financial Secretary-Treasurer and Secretary of State Energy

71 Referenced Scientists, Professionals

- **Dr Richard Lindzen** (MIT) American atmospheric physicist atmosphere, atmospheric tides, and ozone photochemistry
- **Bjorn Lomborg** visiting fellow at the University of Stanford
- **Dr. Wallace Manheimer** – leading nuclear physicist
- **Dr. Euan Mearns** Geology Honorary Research Fellow at The University of Aberdeen
- **Mark Mills** Energy Expert and Senior Fellow Manhattan Institute
- **Lord Christopher Monckton** Cambridge graduate, journalist and political advisor
- **Dr. Patrick Moore** – ecologist UBC, co-founder of Greenpeace
- **Dr. Tom Moser** NASA Engineer
- **Jeremy Nieboer** Lawyer educated at Harrow School and Oxford
- **Dr. Roger Pielke Jr** Ph.D. in [political science](#), all from the [University of Colorado Boulder](#)
- **Ian Plimer** Geologist
- **Dr. Jordan Peterson** Keynote speaker, professor at U of Toronto, clinical Psychologist and author of books
- **Kathryn Porter** an independent energy consultant, Master's degree in Physics and an MBA
- **Dr. Terry Richard PhD Engineering Physics** experience in advanced technology and financial organizations,
- **Lord Matt Ridley** a science and environment writer, journalist and businessman
- **Dr. John Robson** Historian and Journalist
- **Dr. M.J. Sangster** Author of The Real Inconvenient Truth: It's Warming, but It's Not CO₂
- **Dr. Lars Schernikau** Commodity Trader, Energy Economist, Entrepreneur, Author
- **Michon Scott** and **Rebecca Lindsey** Paper of earth temperature history
- **Dr. Nir Shaviv** Professor at the Racah Institute of Physics of the Hebrew University of Jerusalem.
- **Michael Shellenberger** Environmentalist

71 Referenced Scientists, Professionals

- **Dr S. Fred Singer** Atmospheric physicist, emeritus professor of environmental science, U. of Virginia
- **Dr. William H. Smith** doctorate Princeton University, Professor of Earth and Planetary Sciences, Washington University St. Louis, Missouri,
- **Lawrence Solman** Executive director of Energy Probe an environmentalist group
- **Dr. Willie Soon** –Astrophysicist and geoscientist Center for Environmental Research and Earth Sciences
- **Jim Steele** Master’s degree in ecology from San Francisco State University
- **Jerger Peder Steffensen**, Curator Nels Bohr Institute Department of Geophysics
- **Ronald Stein** Engineer, energy consultant, author on energy, environmental policy
- **Dr. Henrik Svensmark** Professor in the Division of Solar System Physics Danish National Space Institute I
- **Dr. Javier Vinos**, Researcher Howard Hughes Medical Institute, UK Medical Research Council, Spanish Scientific Research Council
- **Dr. Van Wijngaarden** is a professor in the Department of Physics and Astronomy at York University in Toronto
- **Anthony Watts** A former [television meteorologist](#) and current radio meteorologist
- **Dr. Mathew M. Wielicki** Earth Science Professor
- **Gregory Wrightstone** Geologist a Senior Fellow at the Cornwall Alliance, Executive Director CO2 Coalition
- **Professor Antonino Zichichi** holder of Italy’s, Knight Grand Cross of the Order of Merit of the Italian Republic

Research Findings

Biography of Graeme Phipps compiler of this presentation material

- A professional Geophysicist/Geologist and director of 2 oil and gas companies with over 50 years experience in the International oil and gas industry. Graeme has spent 21 years as director of various companies (11 different Boards, 7 public, with roles on Audit, Reserves, Compensation, Corporate Governance, EH&S and Special Committees plus being Chairman of one public company, plus the principal of Phipps and Associates – an oil and gas consulting firm). Graeme was President of CEP International/PetroKamchatka Plc./East Siberian Plc. (2007 – 2020). In 2005, Executive VP of PetroKazakhstan to become President and CEO which was successfully sold for \$4.2B in late 2005. Exploration and International VP for Petro-Canada (2001 -2002) and VP Corporate Planning and VP Canadian Division for Nexen (1994 -2001). Graeme spent his first 20 years (1974 -1994) with Esso Resources and Exxon in technical, operational and management roles.
- Oil and gas experience in the Western Canada Basin, the Beaufort Sea area, the Arctic Islands and off the East Coast in Canada, the Gulf of Mexico USA, Yeman, North Africa, Romania, China, Gambia, Australia, Malaysia, Indonesia, Nicaragua, UK North Sea, Kazakhstan, Russia.
- Consulting and advisory experience (2002 – present) as the principal of Phipps and Associates, an Oil and Gas Executive Management consulting company, plus 5 years experience in Corporate planning: three years as VP Corporate Planning and Business Development at Nexen and two years with Exxon in their NY head office.
- Presently a director Tundra Oil and Gas Ltd and Buried Hill Serdar Ltd. and recently was a member of the Public Accounts Committee, Government of Jersey

Global Warming and CO₂

Reference Material

Source David Burton

Introductions:

1. [Climate Curious](#) ([alt](#) or [here](#)), by environmentalist David Siegel: What he learned about climate change. ([This](#) is his web site.)
2. PragerU [videos on climate, energy, and the environment](#) (most of them are about five minutes long, by top experts).
3. 2018 Annual GWPF Lecture: [Global Warming For The Two Cultures](#), by Prof. Richard Lindzen.

Debates:

4. [BestSchools: Karoly/Tamblyn—Happer Dialogue on Global Warming](#), 2016-2017. An in-depth, balanced, written debate, between leading experts on both sides of the issue.
5. [The SOHO Forum](#) in Manhattan has hosted two debates between a top scientist on each side of the climate debate:
 - On April 15, 2019 [Craig Idso and Jeffrey Bennett](#) debated the question, [“Is Carbon Dioxide Endangering the Planet?”](#) (video)
 - On August 15, 2022 [Steven Koonin and Andrew Dessler debated](#) the question, [“Do We Need to Rapidly Convert to Renewables To Save the Planet?”](#) (video)
 - On October 27, 2022 the [Steamboat Institute](#) hosted [another debate between Steven Koonin and Andrew Dessler](#), this one at Oklahoma State University. They debated the question, [“Does climate science compel us to make large and rapid reductions in greenhouse gas emissions?”](#) (video) ↑
6. [IQ2US Debate: Is Global Warming A Crisis?](#) (video) was a 2007 televised debate between three top climate experts on each side, which is still surprisingly timely.

Global Warming and CO₂

Reference Material

Source David Burton

Amicus brief:

7. [Three top scientists briefed the judge on climate science](#), in the 2018 *Calif v. BP* lawsuit. It was educational for him, and it probably will be for you, too.

Physics & geophysics:

8. The warming effect of CO₂ and other so-called “greenhouse gases” is through what is called “[radiative forcing](#).” For an excellent discussion of it I recommend this [2014 UNC Physics Colloquium](#) by Princeton atmospheric physicist Prof. Will Happer.

9. Wilson, 2012, [Simple model to estimate the contribution of atmospheric CO₂ to the Earth's greenhouse effect](#).

10. Pierrehumbert, 2011, [Infrared radiation and planetary temperature](#) (and [discussion](#)).

11. In 2014, the [American Physical Society](#) held a seven hour long “[Climate Change Statement Review Workshop](#),” in which a panel of leading climate experts discussed the science of climate change, including a lot of discussion of [climate sensitivity](#). The [transcript](#) is a daunting 573 pages long, but that's double-spaced and only about 135 words per page, and it is very educational.

Global Warming and CO₂

Reference Material Source David Burton

How much warming are we talking about, anyhow?

The WMO estimates that since the "pre-industrial" mid-to-late-1800s (late Little Ice Age) the Earth has warmed an average of 1.15±0.13 °C. So, what is the significance of that?

12. 1°C is the temperature change you get from an elevation change of about 500 feet.
13. At mid-latitudes, 1°C is about the temperature change from a latitude change of about 60 miles.
14. 1°C is less than the hysteresis (a/k/a "dead zone" or "dead band") in your home thermostat, which is probably 2-3°F. Your home's "constant" indoor temperatures are continually fluctuating that much, and you probably don't even notice it.
15. In the American Midwest, farmers can fully compensate for 1°C of climate change by adjusting planting dates by about six days.
16. Growing ranges for most important crops include climate zones with average temperatures that vary by tens of °C. Major crops like corn, wheat, potatoes and soybeans are produced from Mexico to Canada. Compared to that, 1°C is negligible.

Sea-level rise has not significantly accelerated:

https://sealevel.info/1612340_Honolulu_thru_2025-04_vs_CO2_annot1.png/

Many sites show no detectable acceleration, and at some sites sea-level is falling. The best studies of large numbers of high-quality coastal sea-level measurement records have reported detecting a negligible average acceleration of about 0.01mm/yr². If that amount of acceleration were to continue for 150 years, it would add four inches to sea-level.)

Global Warming and CO₂

Reference Material Source David Burton

17. www.sealevel.info (shameless promotion of my own web site -[DAB](#)).
18. [Clickable thumbnails](#) for NOAA's entire 2016 list of 375 long term trend tide stations.
19. ["Acceleration" primer](#). (Do you know how to recognize "acceleration" in a graph?)

Hurricanes & tropical cyclones are [not worsening](#):

20. [Lin & Chan \(2015\)](#), Recent decrease in typhoon destructive potential and global warming implications. *Nature Communications*, doi:10.1038/ncomms8182.

[Klotzbach & Landsea \(2015\)](#), Extremely Intense Hurricanes: Revisiting Webster et al. (2005) after 10 Years. *Journal of the American Meteorological Society*, doi:10.1175/JCLI-D-15-0188.1.

[Chand et al. \(2022\)](#), Declining tropical cyclone frequency under global warming. *Nat. Clim. Chang.* **12**, 655661. doi:10.1038/s41558-022-01388-4

21. [Global Hurricane Frequency graph](#) (twelve month running sums), from ClimateAtlas.com/tropical/.

22. [Global Tropical Cyclone Accumulated Cyclone Energy graph \(ACE\)](#), from ClimateAtlas.com/tropical/ (or similar but older [graph from wunderground.com](#)).

23. [Alimonti & Mariani \(2023\)](#). Is the number of global natural disasters increasing?, *Environmental Hazards*, doi:10.1080/17477891.2023.2239807. (See also these discussions of their 2022 paper: [\[1\]](#)[\[2\]](#)[\[3\]](#).)

Global Warming and CO₂

Reference Material Source David Burton

Tornadoes are becoming less destructive:

24. [2018 US tornadoes lowest in 65 years of record-keeping](#), by meteorologist Anthony Watts.
25. [NOAA: U.S. Annual Count of Strong to Violent Tornadoes \(F3+\), 1954 through 2014](#) (graph).
NOAA stopped updating that graph in 2015, but our friends at Heartland have extended it with 2015-2024 data:
26. [Climate at a Glance: Tornadoes](#), by [Heartland Institute](#) (graph).
27. [WoodTV: Strong to Violent Tornadoes in the U.S. Trending Downward](#), by meteorologist Bill Steffen (graph).
28. [Simmons, Sutter & Pielke \(2013\)](#). Normalized tornado damage in the United States: 1950-2011, *Environmental Hazards*, Vol. 12, No. 2, 132-147, [doi:10.1080/17477891.2012.738642](#).
29. [Zhang, et al \(2023\)](#). Time trends in losses from major tornadoes in the United States. *Weather and Climate Extremes*, Volume 41, 100579. [doi:10.1016/j.wace.2023.100579](#).

Droughts are not worsening (and [drought impacts](#) are decreasing):

30. [Global integrated drought monitoring and prediction system](#) (and [graph](#))
31. U.S. droughts are not worsening: NOAA NCDC [U.S. percentage very wet or very dry](#) (and [graph](#)).
32. [European droughts are not worsening](#), either (and [graph](#)).

Global Warming and CO₂

Reference Material Source David Burton

Climate change is not worsening forest fires:

33. The main factors affecting fires are land management and [forestry practices](#).^[2] Contrary to the [shockingly dishonest propaganda](#) from some quarters (like the misnamed factcheck.org site), global warming has negligible impact on wildfires.

34. NASA satellites monitor fires from orbit, and they've [measured a decreasing trend in fires](#). NASA [reports](#) that, "...MODIS [satellite instruments have measured] a decrease in the total number of square kilometers burned each year. Between 2003 and 2019, that number has dropped by roughly 25 percent." The percentage of the globe which burns each year has been [declining since 2002](#). In 2022, the world hit a [new record-low of 2.2% burned area](#).

35. If warmer temperatures significantly worsened fire risks, then in the United States forest fires would mostly occur in the South. But [most large U.S. forest fires have been in the North](#). The [worst forest fire in American history](#) was in chilly [Wisconsin, in October, 1871](#), when CO₂ (estimated from ice cores) was only about 288 ppmv. That one fire [consumed about 1.2 million acres](#), and it is believed to have killed at least 1200 people. Many of them died of hypothermia, while trying to shelter from the fire in the frigid Pestigo River.

Here are some additional resources on U.S. fires: [\[1\]](#) [\[2\]](#) [\[3\]](#) [\[4\]](#) [\[5\]](#) [\[6a/6b\]](#)

Global Warming and CO₂

Reference Material Source David Burton

Current temperatures are not unprecedented:

36. Scientists call warm periods, like the current warm period, "[climate optimums](#)." Current globally averaged temperatures are warmer than they've been in hundreds of years, but probably similar to temperatures during earlier climate optimums, like the [Medieval Warm Period](#), the [Roman Warm Period](#), and the [Bronze Age Warm Period](#). Most studies find that current temperatures are [substantially lower](#) than they were during the [Mid-Holocene Climate Optimum](#) [2] [3] [4] [5], and [several degrees below](#) what they were during warmest part of the [Eemian Interglacial](#).

Recent warming has not been unusually rapid:

37. Depending on [which temperature index you choose](#) (graph [source](#)), global temperatures are believed to have been rising at an average rate of between 0.06°C and 0.16°C per decade since 1958 (the start of the Mauna Loa CO₂ measurement record), as atmospheric [CO₂ level](#) rose from 315 ppmv to 421 ppmv. Based on the trends in temperature and CO₂ level, we could expect at most a little over 1°C of additional warming by 2100. That's a small change, and a very slow rate of change, in comparison with past natural changes in the Earth's temperatures. We know from ice core isotope analyses that over the last 100,000 years the Earth has experienced *dozens* of natural "[Dansgaard-Oeschger events](#)" (a/k/a "Greenland interstadials") in which temperatures changed at rates as rapid as [several degrees per decade](#).

Global Warming and CO₂

Reference Material Source David Burton

(*Caveat:* The most rapid changes are seen in Greenland ice cores, but [Greenland's temperature changes](#) tend, in general, to be at least twice as rapid as globally averaged temperature changes, due to “Arctic amplification.”)

Those much larger and more rapid (but 100% natural!) temperature changes [are known to](#) have been [globally synchronous](#), though much [less abrupt in the southern hemisphere](#).

They persisted for hundreds or (more typically) thousands of years — and nobody knows with certainty why they occurred.

Fortunately, those very large, abrupt temperature changes apparently did not cause mass [extinctions](#). Mankind, [polar bears](#), [pikas](#), [coral](#)^{[2][3][4][5]}, and nearly every other existing species of animal and plant all survived those sharp climate changes. That suggests we needn't fear that the current (comparatively slight) warming trend could be catastrophic for them.

What about feedbacks?

38. Dozens of “[feedback mechanisms](#)” affect the Earth's climate. Some are “positive” (amplifying), others are “negative” (attenuating).

[My web page on the topic](#) includes an overview of how feedback systems work, how feedbacks are analyzed, and a comprehensive list of climate feedbacks, both positive and negative.

Global Warming and CO₂

Reference Material Source David Burton

What about the claimed “97% consensus”?

39. Q: [Is there a 97% consensus](#) for climate alarmism, or [did over 30,000 scientists say global warming is a hoax](#)?

A: Neither. The best evidence is that manmade climate change is real, but modest and benign. The [only consensus](#) is that emissions of so-called “greenhouse gases” (GHGs) help warm the Earth. There's no consensus that it's harmful. A warmer climate is generally beneficial, which is why scientists call periods of warm climate “[climate optimums](#).”

Benefits of rising CO₂ levels

The [peer-reviewed scientific evidence](#) is compelling that the so-called “social cost of carbon” is negative, meaning that CO₂ emissions are net-beneficial rather than harmful ...for deserts & natural ecosystems

40) : [“Greening” the Earth](#). ...and [for agriculture](#):

41. [Carbonic Acid Gas to Fertilize the Air](#), *Scientific American*, Nov. 27, 1920.

42. The [Center for the Study of Carbon Dioxide and Global Change](#) (“CO₂ Science”) is a 501(c) (3) educational charity, dedicated to factual climate science. They maintain a huge and extremely useful [plant growth database](#), which catalogs scientific studies of the effects of varying CO₂ levels on hundreds of plants.

Global Warming and CO₂

Reference Material Source David Burton

43. [The CO₂ Coalition](#) is another 501(c)(3) educational charity, with a powerhouse board of scientific experts, dedicated to promoting scientific accuracy about the effects of CO₂ emissions. They have a wealth of excellent information, like [this report about a new study showing that the “social cost of carbon” is negative](#). (Note: I am a member. -[DAB](#))
44. [The Global Warming Policy Foundation](#) (GWPF) is a UK educational charity and think tank, with a prestigious [Academic Advisory Council](#), focused on analysis of climate-related public policies and their economic and environmental implications. They've produced a superb series of in-depth [reports](#) (like [this one on *The Good News About Carbon Dioxide*](#)), shorter [briefing papers](#), [reports](#), [notes](#) and [lectures](#).
45. Increased agricultural productivity and [improved drought resilience](#) due to rising CO₂ level are helping to make [famines increasingly rare](#), for the first time in human history (see [bar chart](#)). That's a very, very Big Deal. Famine used to be a scourge comparable to war and epidemic. For comparison: COVID-19 has killed about 0.1% of the world's population (so far), WWII killed 2.7% of the world's population, and the catastrophic 1918 flu pandemic killed about 2%. But the [nearly-worldwide drought and famine of 1876-78](#) killed about 3.7% of the world's population!
46. One of the [fathers of modern climatology](#) was the great Swedish scientist and Nobel laureate, Svante Arrhenius. He was the first person to quantify the warming effect of

Global Warming and CO₂

Reference Material Source David Burton

mankind's CO₂ emissions, and he correctly predicted that it would benefit agriculture. He even [predicted](#) what is now called "polar amplification." In a [1908 book](#) he [wrote](#), "*By the influence of the increasing percentage of [carbonic acid](#) in the atmosphere, we may hope to enjoy ages with more equable and better climates,... when the earth will bring forth much more abundant crops than at present, for the benefit of rapidly propagating mankind.*"

Ten top climate blogs:†

47. [Watts Up With That](#) ("WUWT"), by Anthony Watts....For in-depth analysis
48. [Climate Etc.](#) by Judith Curry.
49. [Roy Spencer](#).
50. [Climate Audit](#), by Steve McIntyre.
51. [Andy May](#).
52. [Jo Nova](#)....and, for balance, the four best alarmist blogs:
53. [Moyhu](#), by Nick Stokes.
54. [Science of Doom](#), by Steve Carson.
55. [All Models Are Wrong \(but some are useful\)](#), by Tamsin Edwards.
56. [Protons for Breakfast](#), by Michael de Podesta.

Want more? [long list of climate blogs and other useful sites](#), and [Quora Answers on climate change](#)

Sea Level info: https://sealevel.info/1612340_Honolulu_thru_2025-04_vs_CO2_annot1.png