

Global Warming and CO₂

Challenging the Cause of Global Warming: Myth vs Reality

Given my background as a professional geologist and geophysicist, I was surprised by claims that mankind was causing a “**climate change crisis**”. I was aware of prior ice ages, climate change and changing sea levels that occurred throughout geologic history and well before mankind arrived. I was also aware that CO₂ is essential for plant life. This drove me to research this subject in much more detail and start the Jersey Climate Forum.

Graeme Phipps

Professional Geophysicist and Geologist

President of the Jersey Climate Forum

email: graeme@phippsandassociates.com

g.phipps@jerseyclimateforum.org

Global Warming and CO₂

Challenging the Cause of Global Warming: Myth vs Reality

This presentation shows the results of extensive research into this subject obtained from 30 books, 214 articles, 105 videos and 57 well-respected and highly competent scientists and professionals.

These results are contrary to what is being said in mainstream media and have important implications for future Jersey Government actions and expenditures.

We formed an association called the Climate Forum to further evaluate these implications. For my comprehensive research presentation, see:

<https://www.dropbox.com/scl/fi/q2iuu6eizwcvdt3nxki32/Climate-Change-Complete-version.pdf?rlkey=sykg63ec1ykvffi11josk6k8d&st=wl6anuxk&dl=0>;

My video presentation [Graeme Phipps Climate Change Presentation](#)

[Graeme Phipps Climate Change Presentation](#)

Climate: The Movie <https://www.climatethemovie.net/>

Climate Crisis Scam <https://youtu.be/aT2SvIAkE5s>; Gregory Wrihstone

[Bing Videos](#); Lord Monckton Net Zero Emissions – The Costliest Error of Physics and Economics in History

[Graeme Phipps Climate Change Presentation](#)

[It Is Easy Going Green](#) [The value of added CO₂](#)

Global Warming and CO₂

Climate Crisis Realities: Cost Concerns

Jersey going “Carbon Neutral” makes no detectable impact

- Jersey pumps 403,000 metric tonnes of carbon dioxide into the atmosphere each year which is 0.001% of the world's 36,000,000,000 metric tonnes

£60 to 360 million Cost for Jersey to go “Carbon Neutral”

- All new cars will have to be electrically powered (£17,000 to £40,000+) plus costs to install electric charging stations across Jersey (Cost/station times x # of stations will be significant)
- The need to strengthen car parks - may not be able to handle the added weight of electric cars;
- Houses will require wall and roof insulation (35,000 homes at £12,000/home totaling £420 million),; all house heating and cooking systems using oil or gas must be removed and replaced (
- All processed food produced outside of the island will need to have the carbon value of their production included.
- Council for Climate Change annual administration costs
- Social cost - Travel to and from the island by air and sea will also need to be curtailed.
- Safety concerns from electric car “blow-up” fire concerns

Global Warming and CO₂

Climate Crisis Realities: Implementation Concerns

What does the Science really say about Climate Crisis due to CO₂?

What are the actual costs to the Jersey Government and Jersey citizens?

What are the transition implications of going “Carbon Neutral” and is it doable?

What are realistic and cost-effective electric supply options?

What is the rest of the world governments doing (recent trends)?

Why is this happening and who is behind the “Climate Crisis” ⁴

Global Warming and CO₂

Climate Crisis: Myth vs Reality

“The Science” Doesn’t Support a CO₂ Climate Crisis:

More CO₂ is good

Warmer temperatures are good

Global Warming is not caused by increased CO₂

We are not in a “Climate Crisis”

[Climate "Science" | Dr. Richard Lindzen | EP 320 - YouTube](#)

Global Warming and CO₂ 1) "The Science"

1+C Increase in World Temperatures is Catastrophic: Myth vs Reality

Reality - Warming of a Few Degrees C is Good

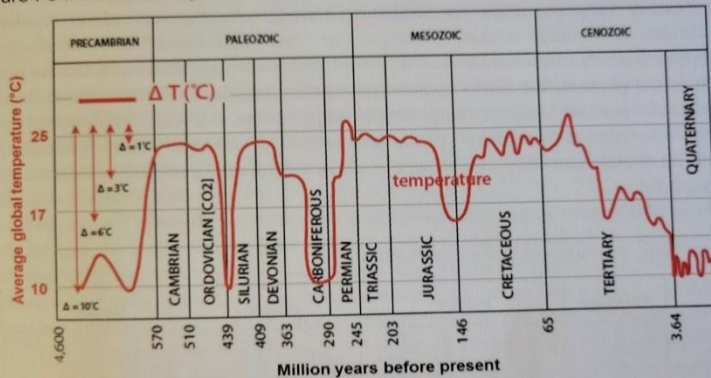
- Changing temperature is a natural phenomenon that has occurred throughout the Earth's history and were much higher than at present time.

Earth's Temperature History

Temperature — A Question of Degree

Figure I-34: Four billion years of temperature data

45



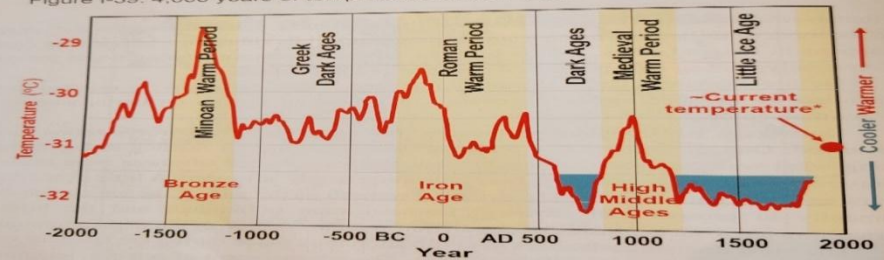
(Modified from Scotese 2002)

Temperature-Driven Cultural Advances and Retreats.

52

Inconvenient Facts

Figure I-39: 4,000 years of temperature-driven cultural advances and retreats



(Source data: Alley 2004; *current temperature Box 2009)

As we saw earlier, scientific measurements from ice and sediment cores indicate that the Minoan Warm Period was much hotter than today. This Inconvenient Fact is supported by historical documentation such the growing of millet as far as Scandinavia—an activity that occurs today only in tropical or subtropical regions.

- Historically, mankind thrived under warmer temperatures than today.
- Significantly more people have died related to cold than warm temperatures.
- Climate-related disaster deaths have decreased by 98% over the last century.
- 60,000 years ago Jersey sea levels were 100m lower than today

Global Warming and CO₂: 1) The Science

Natural events impact the changing atmosphere

Reality - Natural events impact the changing atmosphere

Hunga Tunga Ha'apai Volcano Impacts Global Atmosphere

The eruption of the Hunga Tonga-Hunga Ha'apai volcano 490 feet under the waves on January 15, 2022, blasted an enormous amount of water and volcanic gases into the sky, higher than any other eruption in the satellite era. This underwater explosion sent 146 million tons of water from the South Pacific Ocean into the stratosphere.^[60] changing the water composition of Earth's atmosphere and potentially heating it up *for years*. In just a few days, the superheated water from the Hunga Tonga eruption blanketed the entire globe, pole to pole, East to West. It caused the most intense atmospheric explosion ever recorded by modern instruments.

The amount of water vapor ejected was 10 percent of the stratosphere's typical stock.^[61] It was enough to temporarily warm the surface of Earth. It is estimated that an excess of water vapour should remain for 5–10 years.^[59] Hunga's eruption broke all records for injection of *water vapor*—the most powerful greenhouse gas—into the atmosphere. [NASA](#)

[Bing Videos](#) Hunga Tunga satellite view

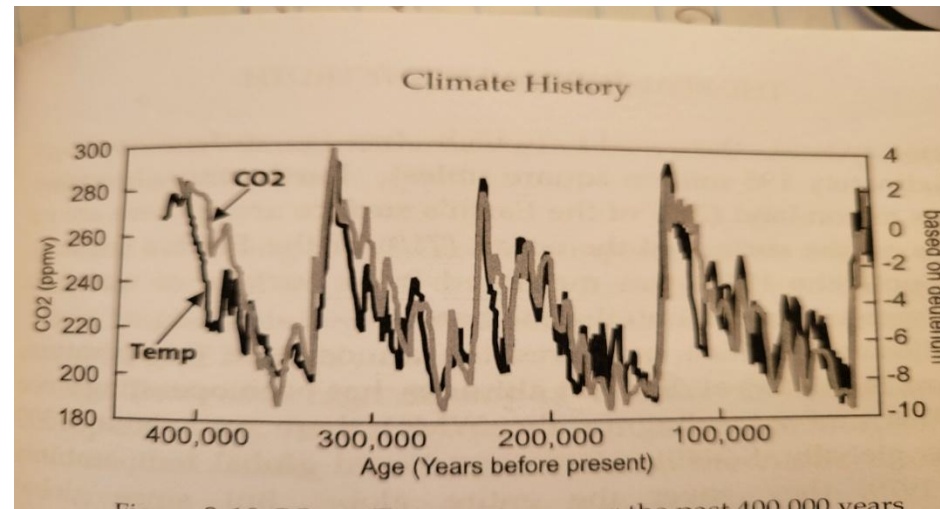
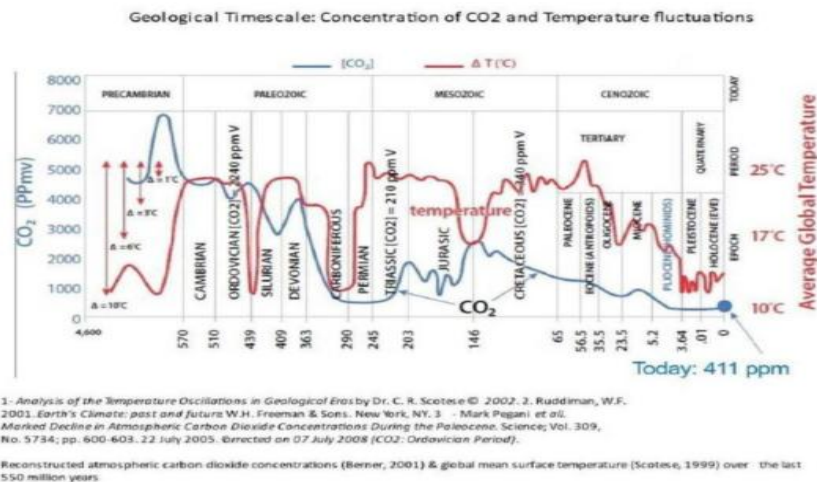
[A volcanic eruption sent enough water vapor into the stratosphere to cause a rapid change in chemistry - NOAA Research](#)

Global Warming and CO₂ 1) “The Science”

Climate Crisis due to Added CO₂: Myth vs Reality

Reality – CO₂ is not the Major Cause of Global Warming

- Over geologic time, global temperatures changed independently with changing CO₂ levels which have generally been decreasing **over the last 150 million years**.
- Under glaciation periods, CO₂ increases in response to temperature increases (650 to 6000 years after) and therefore does not cause these temperature increases.



- Many factors impact climate, the biggest factor being the Sun.
- Solar activity and climate changes closely correlate.
- The rate of glacier shortening and ice melting and sea level rise has remained constant since 1825 and has not been impacted by recent, higher CO₂ levels.

Global Warming and CO₂ 1) “The Science”

Danger of Adding More CO₂: Myth vs Reality

Reality - More CO₂ is Good for Life in Our World

- Greenhouse gases keep the world warm; humans could not exist without them..
- CO₂ levels have been more than 10 times higher throughout geologic time.
- CO₂ levels were dropping to a recent low of 180 ppm. A further 30 ppm decline in atmospheric CO₂ would have brought about the end of life on Earth.
- Tests prove that plants grow much better with higher CO₂ levels
- NASA satellite images show the world has been greening with increases in CO₂.
- Crop yields have also improved significantly with increased CO₂.
- The Greenhouse impact of adding more CO₂ is now small. Doubling CO₂ from 400ppm to 800ppm, according to basic physics, is only 0.71C of warming. The Earth's historic temperatures and CO₂ levels back this.
- **Climate models are wrong, significantly over-estimating actual climate change**


Global Warming and CO₂ 1) "The Science"

We Are Facing a Climate Crisis: Myth vs Reality

Reality - We Are Not Experiencing or Facing a Climate Crisis

- Extreme weather events show no long-term trend that can be attributed to human influences or CO₂
- Hurricanes, tornadoes, heat waves, droughts, floods, forest fires and ocean acidification are not increasing.
- Polar bear population has been increasing since 1960. Coral reefs have been expanding.
- Since the melting of the North American ice cap, sea level rise has decreased dramatically and has been comparatively stable over the past 6,000 years.

This is what catastrophic sea-level rise actually looks like



- All prior Climate Crisis predictions have been proven to be false
- Projections of future climate-based disasters are based on faulty climate models. There are no reliable climate models that can accurately replicate the past or future predictions

Global Warming and CO₂: 1) “The Science”

Warmer temperatures and higher CO₂ are good for mankind and nature

- For most of the last 10,000 years temperatures were higher than today.
- The Earth has experienced 20 times the present CO₂ levels and life has prospered
- CO₂ is essential to terrestrial and marine life. Increases in CO₂ are beneficial and result in the creation of surplus food, plus expansion of both vegetation and forestation.
- The Earth is greening with higher CO₂ and beneficial to humans; crops harvested worldwide have increased dramatically.
- Mankind has historically prospered in up to 2°C+ higher average temperatures than today but did poorly under colder temperatures
- Significantly more deaths occurred under colder temperatures than warm temperatures.
- The polar bear population has been increasing since 1960. Coral reefs have been expanding.
- Extreme weather events show no long-term trend that can be attributed to human influences or CO₂
- Hurricanes, tornadoes, heat waves, forest fires and ocean acidification are not increasing.
- Projections of future climate-based disasters are based on faulty climate models. There are no reliable climate models that can accurately replicate the past or predict the future.

Global Warming and CO₂: 1) "The Science"

Reputable scientists disagree that mankind's emissions of CO₂ is causing a climate crisis

*There is consensus that temperatures have been and are increasing and that mankind has increased CO₂ levels. However, **there is no consensus regarding the degree to which mankind's CO₂ emissions are impacting temperatures or that this is causing a climate crisis.***

A large and increasing number of world-renowned scientists speak out against this including:

Dr. John Christy professor of Atmospheric Science, Director of Earth System Science Center U. of Alabama

Dr. John F. Clauser has degrees from Caltech and Columbia Universities, a Nobel Prize winner in science

Dr. Judith Curry climatologist, former chair Earth and Atmospheric Sciences Georgia Institute of Technology

Dr. Ivar Giaever professor emeritus at the Rensselaer Polytechnical Institute, Nobel Prize in Physics

Dr. William Happer Physics professor Emeritus Princeton Univ. atomic physics, optics, spectroscopy

Dr. Steven Koonin theoretical physicist, and former director Center for Urban Science at New York Univ.

Dr. Richard Lindzen MIT atmospheric physicist on dynamics of atmosphere and ozone photochemistry

Dr. Patrick Moore ecologist, UBC, co-founder of Greenpeace

Dr S. Fred Singer Atmospheric physicist, professor emeritus of environment science U. of Virginia

1828+ Scientists sign World Climate Declaration: THERE IS NO CLIMATE EMERGENCY stating: i) natural as well as anthropogenic factors cause warming; ii) warming is far slower than predicted; iii) climate policy relies on inadequate models; iv) CO₂ is plant food, the basis of all life on Earth; v) Global warming has not increased natural disasters; vi) Climate policy must respect scientific and economic realities

https://youtu.be/P_nH1BAfDhs?si=OVxNpHIBiUNkX2ot

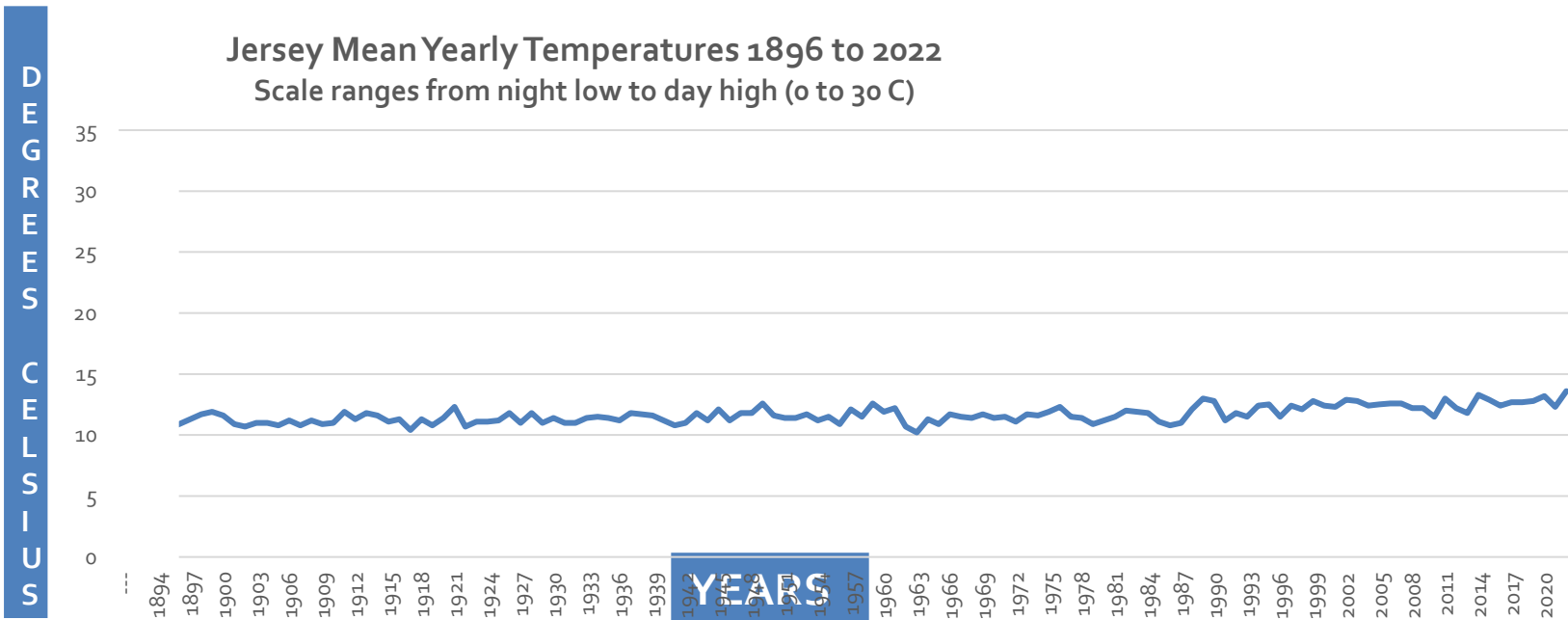
<https://principia-scientific.com/46-climate-change-denying-statements-made-by-former-ipcc-scientists/>

Many governments also moving away from or delaying Carbon Neutral implementation

Global Warming and CO₂: 2) Jersey Impact

Change in Jersey's mean temperature since recording began in 1894 has changed by only about 1.5C over the last 128 years. Summer days to winter nights change over 30C

- Jersey's annual average air temperatures taken from the Maison St. Louis Observatory and recorded from the same site since 1894, show about 1.5 Celsius increase over the last 128 years.
- At these rates, the impact on Jersey temperature over next 100 years would be about 1C but also would require double the added CO₂ from the prior 100 years (if the temperature is driven by added CO₂)
- Mean temperatures from 1990 on may also have been affected upwards by local conditions including increasing urban siting and the urban heat island effects.
- Jersey temperatures range from night lows of 0C- to day highs of 30C+. Why are we concerned with +1C?

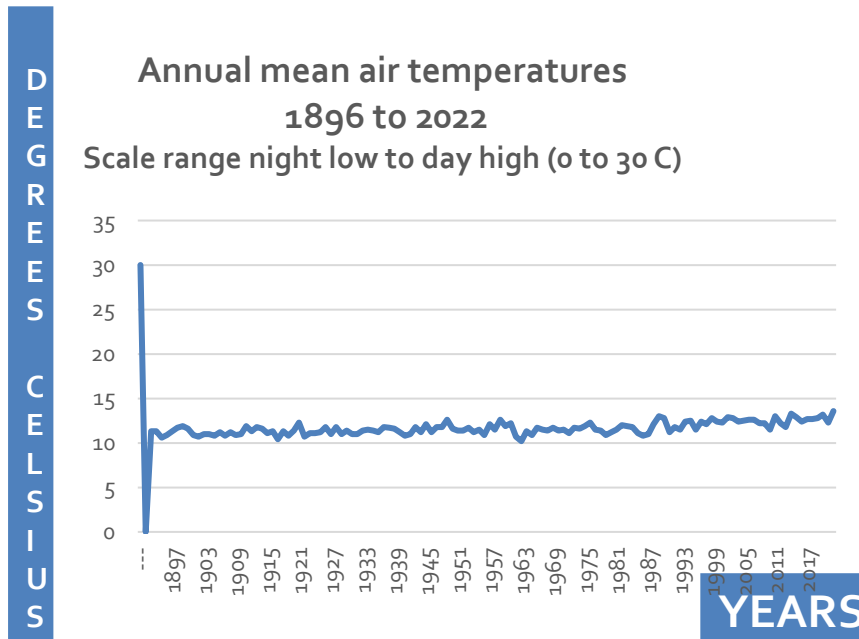


- Reference Jersey Government weather station.

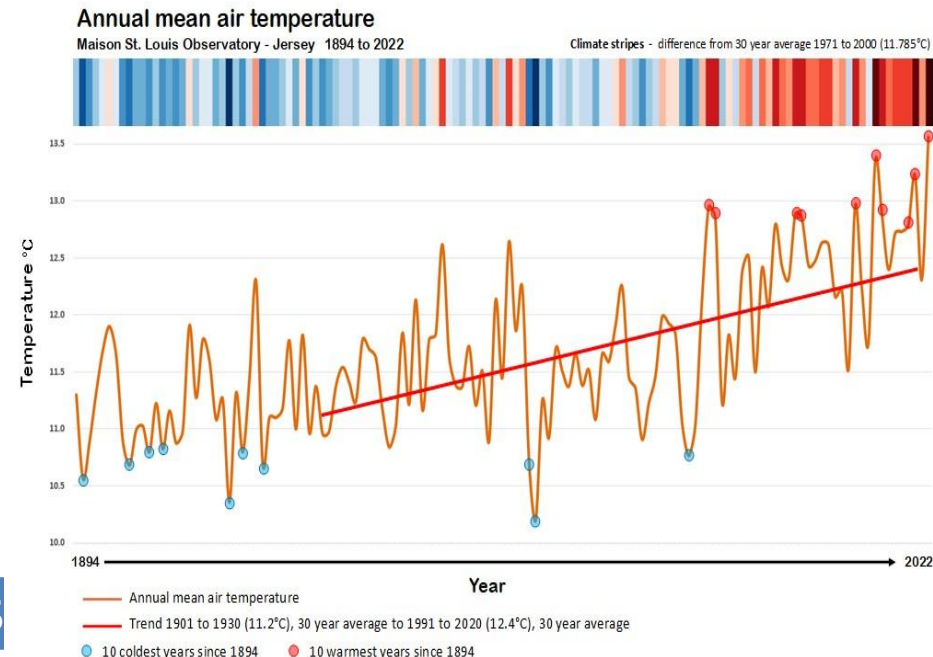
Global Warming and CO₂: 2) Jersey Impact

The impact of changing scale of graphs can be very misleading. Scale time and range matters

- These graphs have the exact same data gathered from the Jersey Government weather station
- However, the scales are different with the left graph ranging from 0 C to 30 C, which are day-to-night seasonal ranges experienced in Jersey; the right graph obtained from the Meteorology Department – Jersey Met., ranges from only 10 C to 13.5 C visually magnifying these changes
- Scales chosen can magnify change and mislead the viewer
- Picking proper scales to allow changes to be put in perspective is very important



Reference data from Jersey Gov. weather station



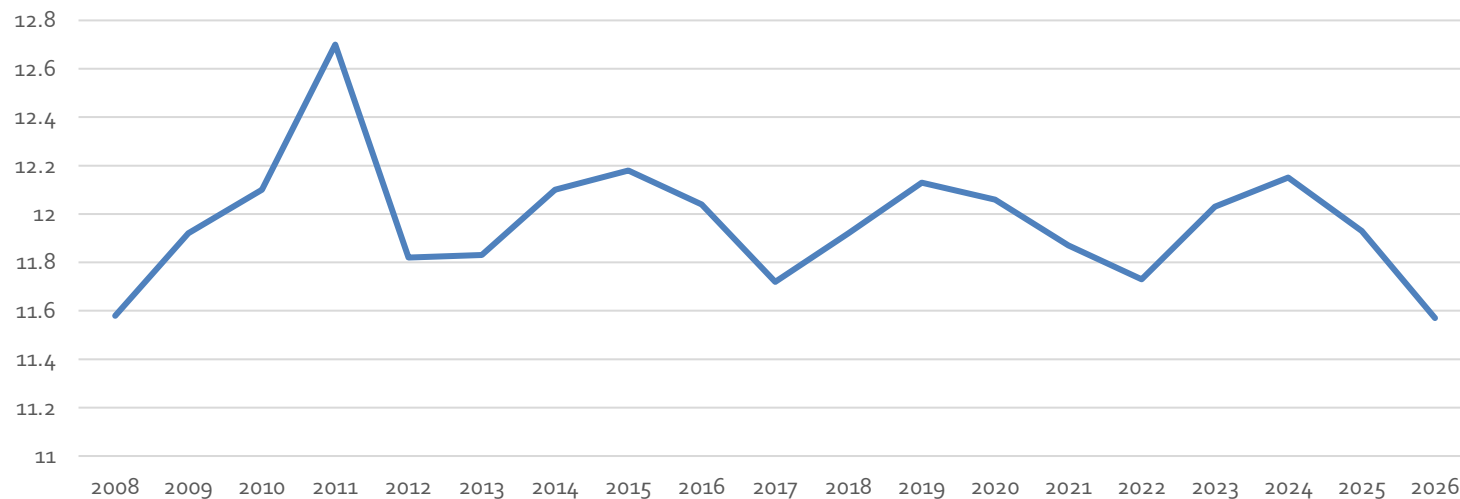
Reference graph from Jersey Met.

Global Warming and CO₂: 2) Jersey Impact

Minimal change in high tide sea levels since recording tide levels in 2008

- If sea level changes impact Jersey, this will show up during high tide periods.
- Records of tidal ranges since 2008 show high tidal ranges have shown little variance since 2008 with the exception of 0.5 m higher in 2011. Any ongoing increases are small and manageable.
- Recent, available records of high tide levels in Jersey do not show any rise in high tide levels over this 18-year (plus forecast next 4-year) period. Jersey high tide data is not available prior to 2008
- . 60,000 years ago the Jersey sea levels were 100m lower than today

Highest Tides at St Helier, Jersey

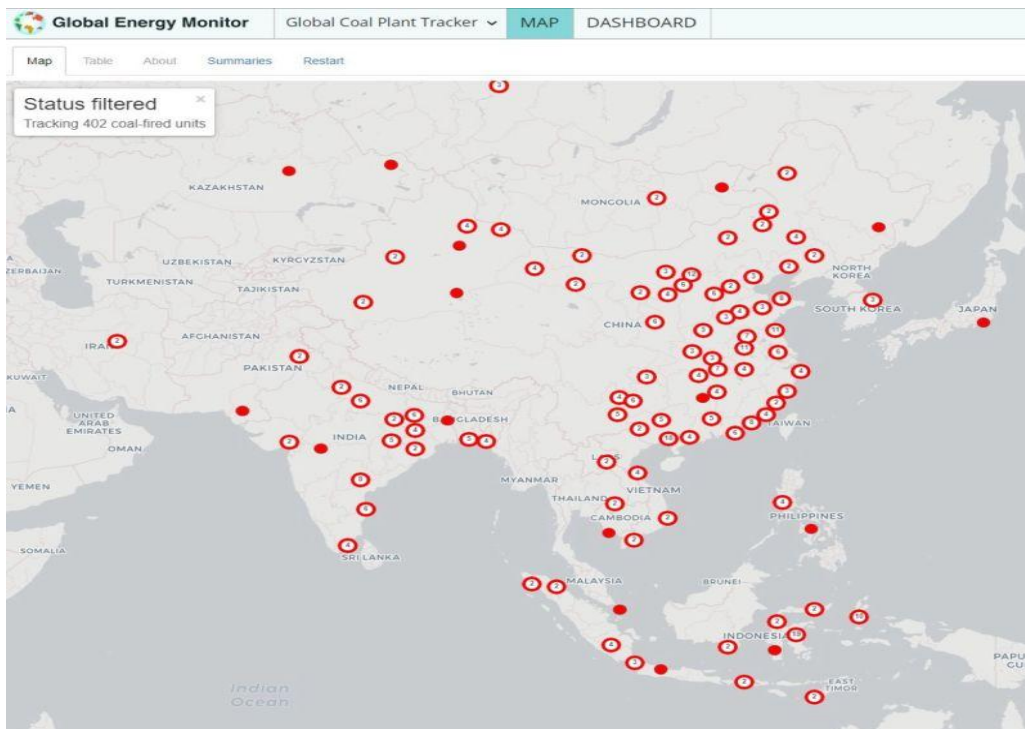


- Reference: [Highest & lowest predicted tides at St. Helier | National Tidal and Sea Level Facility \(ntsif.org\)](https://www.ntsif.org/)

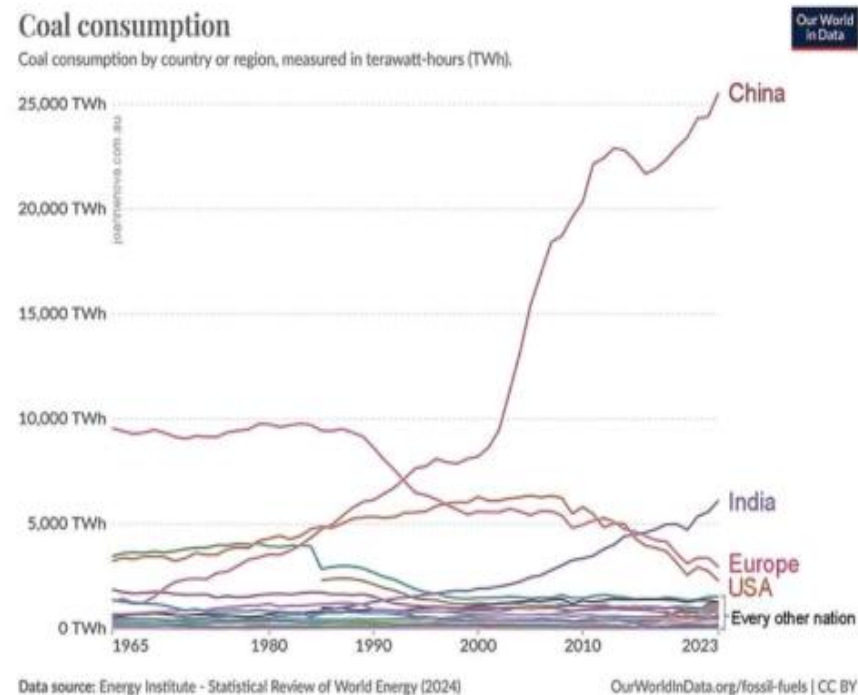
Global Warming and CO₂: 2) Jersey Impact

Asian countries increase in CO₂ emissions make Jersey's 0.007% reductions irrelevant

SE Asia Coal Power Plants Under Construction 2023



World Coal Consumption by Country



Other 3rd world countries are also increasing coal burning for electricity use to meet energy needs

The International Energy Agency 2022 Coal Report documented that in 2021–22 global coal demand increased 3.2% and for the first time passed 8 billion tons. Coal use in electricity generation is globally at an all-time high.

https://open.substack.com/pub/robertbryce/p/the-iron-law-of-electricity-strikes?r=ukert&utm_campaign=post&utm_medium=email

<https://www.heritage.org/global-politics/commentary/china-abandons-paris-agreement-making-us-efforts-painful-and-pointless>

<https://co2coalition.org/2024/10/14/western-households-sacrifice-as-asians-splurge-on-coal/>

Global Warming and CO₂: 2) Jersey Impact

Jersey going “Carbon Neutral” makes no global impact

It is estimated that Jersey pumps 403,000 metric tonnes of carbon dioxide into the atmosphere each year. However, the world population produces 36,000,000,000 metric tonnes each year with China now being the biggest emitter with about 10 billion metric tons. (Government of Jersey sourced information). **Jersey going Carbon Neutral will reduce the world's carbon emissions by .001% making no difference but with significant costs**

Before proceeding, the Minister for the Environment should outline the precise 'social, environmental and economic benefits' that Jersey will experience as a result of being carbon-free by 2050 and the full costs and associated hardships to do so.

What is the Jersey Government's Climate Emergency Investment Plan?

Is spending £35 million over next 5 years "Value for Money"? Will it make any difference?

£ 35 MM Proposed 2024 – 2028 Expenditures for Climate Emergency Fund

Climate Emergency Fund				
	2023	2024	2025	2026
£'000	Estimate	Estimate	Estimate	Estimate
Opening Balance	7,998	5,348	2,486	1,585
Transfer from the Consolidated Fund	4,400	4,400	4,400	4,400
Income	-	-	-	-
Expenditure, of which;	(7,050)	(7,262)	(5,301)	(5,900)
- Policy Development	(300)	(300)	(300)	(300)
- Carbon Neutral Initiatives	(6,325)	(6,577)	(5,001)	(5,600)
- Biodiversity Crisis Initiatives	(425)	(385)	-	-
Closing Balance	5,348	2,486	1,585	85

Table 47: Climate Emergency Fund

- Reference: Jersey 2022 Government Plan
- Note Proposed Budget (Government Plan 2025 – 2028) shows 2025 to 2028 expenditures £21 MM

Global Warming and CO₂: 3) Cost Considerations

The actual costs to go "Carbon Neutral will be significant

Considerable costs for the Jersey public to bear if we are to become carbon neutral by 2050.

- All new cars will have to be electric-powered (£17,000 to £40,000+)
- Costs to install electric charging stations across Jersey (Cost/station times x # of stations will be significant)
- The need to strengthen car parks as they may not be able to handle the added weight of electric cars;
- Houses will require wall and roof insulation (35,000 homes at £12,000/home totaling £420 million),
- All house heating and cooking systems using oil or gas must be removed and replaced (£12,500 to £25,000+)
- All processed food produced outside of the island will need to have the carbon value of their production included.
- Council for Climate Change annual administration costs
- Social cost – Travel to and from the island by air and sea will also need to be curtailed.
- Lord Hammond, former UK Chancellor, states that there are significant true costs (£1 Trillion) for the UK to go "Carbon Neutral" and the inevitable consequence of slower rising living standards

<https://www.telegraph.co.uk/politics/2023/07/29/tory-pms-systematically-dishonest-1-trillion-cost-net-zero/>;

- Electric car "blow-up" safety concerns also need to be addressed (recent car ferries sinking, etc.)
- The dominant requirement to source supplies from China (supply and cost risks)
- Jersey's overall cost has been estimated at between £60 million and £360 million. This may be low. To achieve this ambition of carbon neutrality will mean serious tax increases (2022 Fiscal Study Group)

Global Warming and CO₂: 3) Cost Considerations

Jersey going “Carbon Neutral” does not add value for money nor make any difference

- The 2023 Jersey Government Plan (2023 – 2027) budgeted £30.5 million over the next 5 years to go “Carbon Neutral”.
- Jersey 2022 CO₂ amounts to 403,000 metric tonnes. Emissions globally are 36 billion tonnes. (Jersey States Environment Department Source). ~ On this basis, Jersey accounts for only 0.001% of global emissions.
- Jersey going “Carbon Neutral” would have a negligible impact on worldwide CO₂ emissions levels and make no difference.
- Based on recent, recorded temperature and tidal trends, changes in the next 100+ years in Jersey are small and manageable
 - Impact of temperature changes is likely about 1° C (not a concern)
 - Given no material high tide rises over the last 14 years plus low global rate rises, the impact of sea level rise is also not a significant concern. Any likely potential rise over the next 100 years is manageable.
- Spending valuable funds ongoing “Carbon Neutral” can be better invested elsewhere.

Global Warming and CO₂: 3) Cost Considerations

A full cost/benefit analysis and debate is needed

The Fiscal Policy Panel, which is a group of independent economists from the UK who are charged with assessing Jersey's economic future, made it very clear in their annual report last year that “the Climate Emergency Fund will not be sufficient to finance the transition to Net Zero. “The funding strategy will need to consider the careful use of both taxes and expenditure to create the right economic incentive to deliver Net Zero.” reference?

CONCLUSION:

The Jersey Minister for the Environment should outline in clear terms the anticipated full costs and precise social, environmental and economic benefits and changes, along with related hardships, that Jersey will experience as a result of going carbon-neutral by 2050. A full cost/benefit analysis of this initiative should be provided and debated before proceeding further

Global Warming and CO₂: 4) Global Trends

Increasing lack of political support for “Carbon Neutral” plans

“a ridiculously small contribution to global warming. they would rise up against the plan. I think politicians in the UK are beginning to realize that and are getting lukewarm about it”

There is clear evidence, from reading the daily UK newspapers and listening to news bulletins on radio and television, that there is a growing unease about Britain's plans to be carbon-neutral by 2050. Many in the UK government are now realizing that achieving carbon neutrality by 2050 will be eye extremely expensive. The UK public is also beginning to realize that it is going to have to foot most of the bill for it. There is a growing backlash against the proposals, which is intensifying.

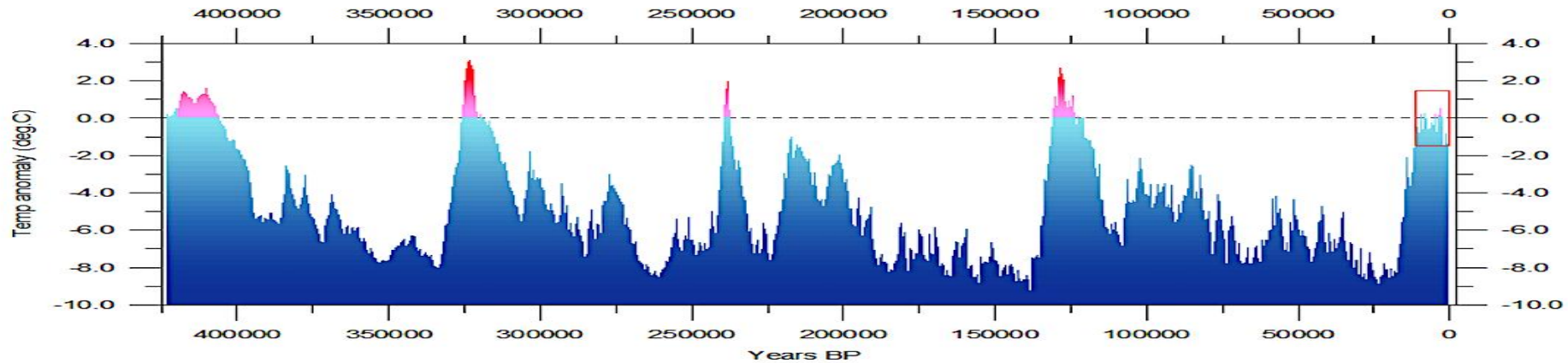
Recent announcements that Britain approved a new offshore field development and would be approving more than 100 further drilling licenses in the search for more gas and oil fields in the North Sea off Scotland. By voting against ULEZ (Ultra Low Emissions Zone), voters did not necessarily reject net zero, as ULEZ is ostensibly about air quality, not global warming. The by-election hung on an environmental question. The eco side lost.

“If I buy an electric car, the cheapest family-sized model that can go a reasonable distance and climb a hill begins at around £27,000; solar panels are about £7,000; an air-source heat pump £2000-£9,000; insulation of the house to make the pump worthwhile over £2,000; and all this during a cost-of-living squeeze. As laws and targets gradually push net zero from lifestyle choice to mandate, it shifts from “nice idea” to “you must be joking”.

Global Warming and CO₂: 4) Global Trends

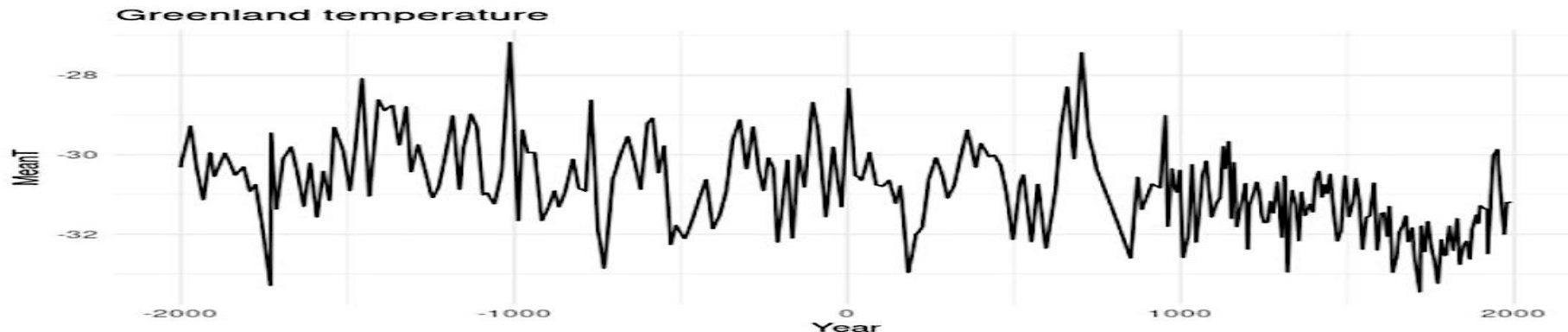
Statistics Norway Recent Government Report Findings

Figure B2. Reconstructed temperatures over the last 420,000 years



Reconstructed global temperature based on the Vostok ice core from the Antarctica. The horizontal line indicates the modern temperature level. The red square to the right indicates the time interval shown in greater detail in <https://www.climate4you.com/>

Figure B4. Reconstructed temperatures from Greenland, 2000 BC to 2000 AD

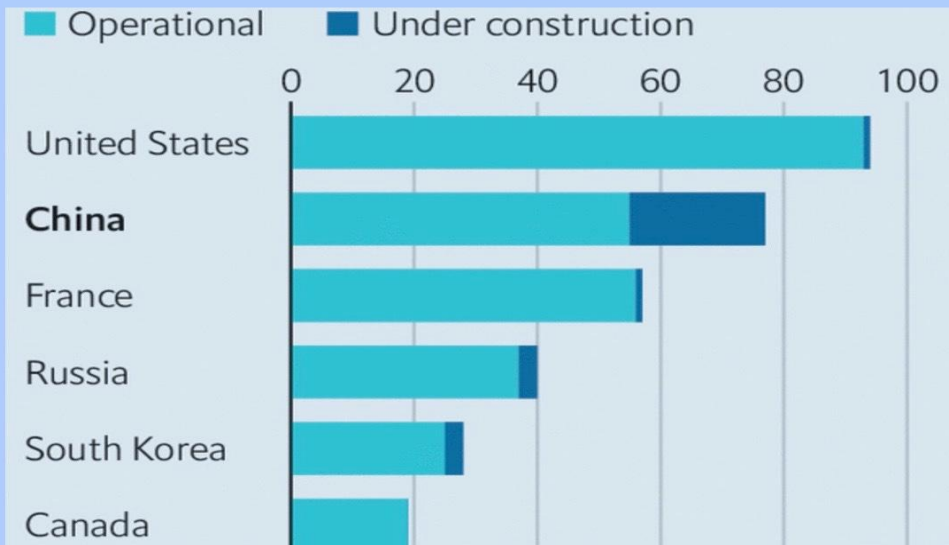


Global Warming and CO₂: 4) Global Trends

Statistics Norway Recent Government Report Findings

The way forward in replacing oil is natural gas plus nuclear.

The West Is Losing The Nuclear Race To China. It's Time To Get Serious About Deploying New Nuclear Capacity



- China is building 22 reactors
- US is completing 1 reactor (Vogtle 4)
- China plans to build 10 more reactors
- China can build 8 to 10 reactors/year
- Building Vogtle 3&4 took 14 years
- Olkiluoto 3 took 18 years

Reactors that are operational & under construction

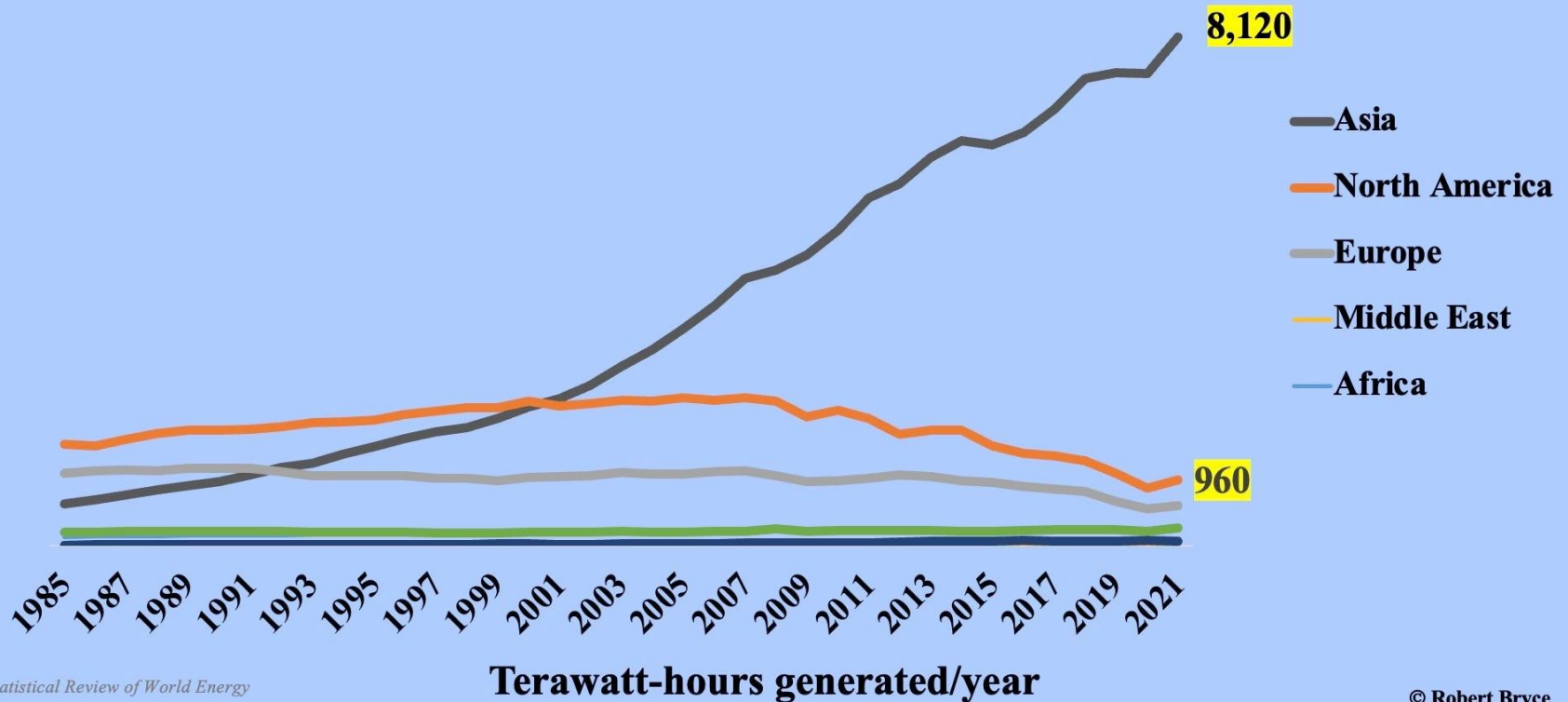
Sources: IAEA, *The Economist*, <https://www.cnbc.com/2023/07/31/vogtle-unit-3-nuclear-reactor-long-delayed-starts-delivering-power.html>,
<https://apnews.com/article/finland-energy-nuclear-power-reactor-741341cfd79e655a2a680e1b1130917>

Global Warming and CO₂: 4) Global Trends

Statistics Norway Recent Government Report Findings

Coal use is declining in the US and Europe. In Asia, it's soaring. India and China are burning record amounts of coal. Reuters recently reported India plans to add 17 gigawatts of new coal-fired capacity over the next 16 months.

What Energy Transition? Global Coal-Fired Generation By Region, 1985 to 2022

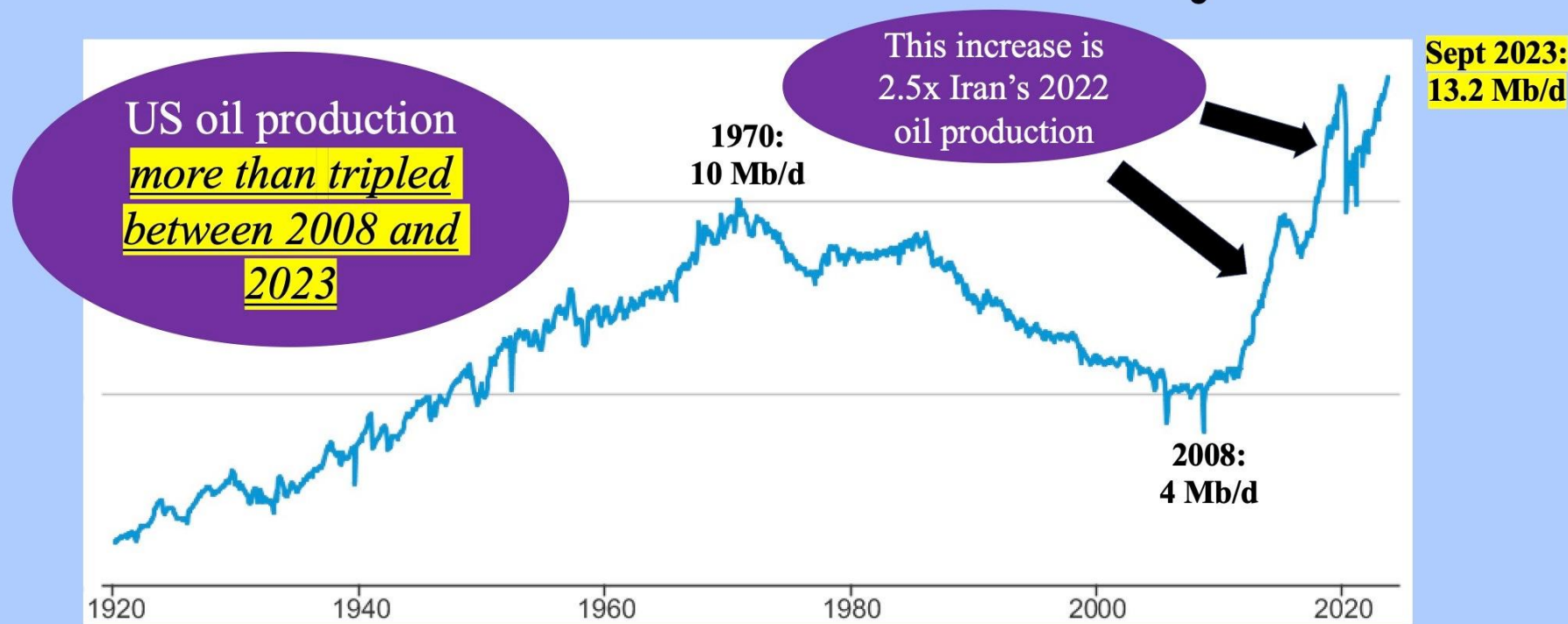


Global Warming and CO₂: 4) Global Trends

Statistics Norway Recent Government Report Findings

The oil-shale development impact in US

US Oil Production Is Setting New Records: 13.2 Million Barrels/Day



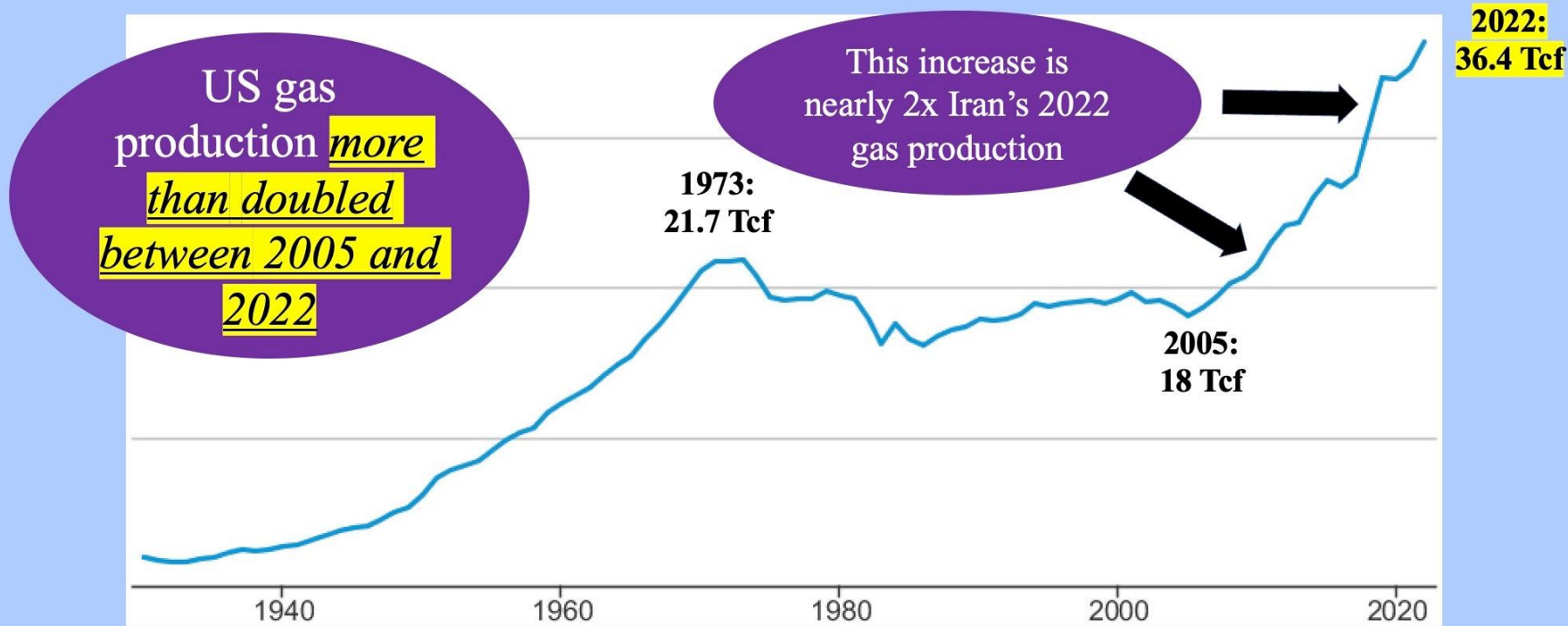
Domestic Oil Production, 1920 to September 2023

Global Warming and CO₂: 4) Global Trends

Statistics Norway Recent Government Report Findings

With Russian gas off the table, US natural gas has real geo-strategic significance. Two-thirds of US LNG exports are now going to Europe. And US gas production is going to continue growing, particularly in the Permian Basin.

US Nat Gas Output Is Also Setting Records: 36.4 Trillion Cubic Feet In 2022



Domestic Dry Gas Production, 1930 to 2022

Global Warming and CO₂: 4) Global Trends

1) Statistics Norway recent Government report findings

- The government agency, Statistics Norway, recently released a [report](#) that concludes: *that the effect of man-made CO₂ emissions does not appear to be sufficiently strong to cause systematic changes in the pattern of temperature fluctuations. our analysis indicates that with the current level of knowledge, it seems impossible to determine how much of the temperature increase is due to emissions of CO₂*
- The report looks at the last 400,000+ years of Earth's climate history: *The preceding four interglacial periods are seen at about 125,000, 280,000, 325,000 and 415,000 years before now, with much longer glacial periods in between. All four previous interglacial periods are seen to be warmer than the present. The typical length of a glacial period is about 100,000 years, while an interglacial period typically lasts for about 10-15,000 years. The present inter-glacial period has now lasted about 11,600 years. Similarly, on the time scale of recent millennia, current temperatures are nothing unusual: Kobashi et al. (2011) have reconstructed Greenland surface snow temperature variability with a new method that utilizes argon and nitrogen isotopic ratios from occluded air bubbles. These data indicate that warmer temperatures were the norm in the earlier part of the past 4,000 years, including century-long intervals nearly 1°C warmer than the decade (2001-2010).*

Global Warming and CO₂: 4) Global Trends

1) Statistics Norway Recent Government Report Findings

- *Therefore, it appears that the current decadal mean temperature in Greenland has not exceeded the envelope of natural variability over the past 4,000 years. During the past 10,000 years temperatures over long periods were higher than they are today. The warmest phase occurred 4,000 to 8,000 years ago and is known as the Holocene Climate Optimum or the Atlantic Period.*
- It criticizes the models on which climate alarmism is based; there is nothing alarming in the observational record: *In the global climate models (GCMs) most of the warming that has taken place since 1950 is attributed to human activity. Historically, however, there have been large climatic variations. Temperature reconstructions indicate that there is a 'warming' trend that seems to have been going on for as long as approximately 400 years. Prior to the last 250 years or so, such a trend could only be due to natural causes. The length of the observed time series is consequently of crucial importance for analyzing empirically the pattern of temperature fluctuations and to have any hope of distinguishing natural variations in temperatures from man-made ones.*
- The Norwegians' defection is important because climate alarmism can survive only if it is deemed an official "consensus," so that people who point out inconsistent facts can be censored. Once the purported consensus is punctured, it rapidly becomes clear that the Climate Emperor is unclothed.

Global Warming and CO₂: 4) Global Trends

Increasing lack of political support for “Carbon Neutral” plans

- The backlash against net zero is intensifying not because the UK is a nation of climate-change deniers but because the government thinks the magic solution is to impose expensive and flawed technology such as electric cars and heat pumps on everyone. The difference Jersey would make via net zero is dwarfed and outweighed by the impact of China and the 3rd world continuing to develop.
- To put that in its context, China and India send 31% of the world's greenhouse gases into the atmosphere and the UK, which is 19th on the list of countries that produce these gases, about 1%.
- Jersey, which produces about 0.007% of global CO₂, doesn't even get on the list of the 40 countries, so tiny is our contribution.
- The cancellation of the vast windfarm project off the Norfolk coast as it is not financially worth the cost:
- China dominating the EV market and the threat to security of this dominance in sourcing supplies from China

<https://www.powerlineblog.com/archives/2023/08/on-energy-finally-some-good-news.php>

[Calgary Herald ePaper](#) The anti fossil fuel dilemma

Global Warming and CO₂: 4) Global Trends

Increasing global lack of political support for “Carbon Neutral” plans

- 1) Germany set to miss Net Zero target as climate efforts falter [Reuters, 22 August 2023](#)
- 2) Sweden to lift the ban on uranium mining, plans to build 10 nuclear plants [Mining Technology, 21 August 2023](#)
- 3) Net Zero: “Nearly 13 million UK homes skip heating due to energy bill fears” [Energy Live News, 22 August 2023](#)
- 4) Scottish government faces heat pump rebellion over ‘exorbitant’ bills [The Daily Telegraph, 21 August 2023](#)
- 5) UK Government looking into “watering down” plans for Net Zero EV mandate [GB News, 21 August 2023](#)
- 6) Voters won’t accept ‘economic destruction’ to reach Net Zero [The Daily Telegraph, 20 August 2023](#)
- 7) New Scientist: How worried should we be about climate change? [Net Zero Watch, 23 August 2023](#)
- 8) Coral reefs may have adapted to ocean warming [The Times, 23 August 2023](#)
- 9) Ian O’Doherty: Ireland’s bonkers plan to kill cows to save the planet [The Spectator, 20 August 2023](#)
- 10) Will the rising cost of green energy cost US Democrats next year's elections? [Politico, 22 August 2023](#)
- 11) Dominic Lawson: Most people support the idea of net-zero until they're faced with the prospect of giant turbines or an army of pylons wrecking their views [Daily Mail, 21 August 2023](#)
- 12) The Electric-Vehicle bubble starts to deflate [The Wall Street Journal, 21 August 2023](#)
- 13) Are human beings triggering earthquakes and causing volcanoes? [The Daily Sceptic, 22 August 2023](#)
- 14) Recent Jersey Initiative https://edition.pagesuite.com/infinity/article_popover_share.aspx?guid=6319d212-c1e9-47fd-bb56-5ab8ddf6eac4
- 15) Statistics Norway recently released a report that concludes: *the effect of man-made CO₂ emissions does not appear to be sufficiently strong to cause systematic changes in the pattern of temperature fluctuations*

Global Warming and CO₂: 5) Energy Supply

Solar and wind are poor choices

- Solar and wind can't replace fossil fuels, nuclear, and hydro in electricity generation. Solar and wind generation techniques are costly, need backup, are unreliable and not sufficient.
- **Pursuit of Wind and Solar energy generation does not have the capacity to provide the required world energy needs and replace hydrocarbon energy. *It comes down to the issue of energy density.*** In order to supply the required Quads (a very big #of BTUs) of energy to the world, solar and wind can't do the job (they are basically the lowest on the energy density scale). The energy generated per acre is very, very low.
- **Without subsidies and Government support, wind and solar energy are not economic**
- **Both wind and solar energy are intermittent and need significant backup capacity**
- **Required storage capacity and materials for these batteries are limited making total energy conversion to wind and solar unattainable**
- **Wind and solar energy have their own environmentally negative impacts including extensive land space usage and negative visual impact, negative impact on animal life, significant open pit mining implications, limited country supply sourcing (China plus limited other countries for raw material supplies), etc.**
- **There aren't nearly enough required minerals to allow for a complete transition to EV vehicles**

Global Warming and CO₂: 5) Energy Supply

Pursue cost-effective, realistic energy options

- Continued reliance on obtaining the majority of Jersey's total electric needs from France's nuclear-generated source may have supply risks but is cost-effective and reliable
- Burning disposable waste does provide a base level Jersey sourced electricity
- Long-standing electric vehicle vulnerabilities, include high input costs, grid inadequacies, issues surrounding cold-weather performance and a skeptical market in which uptake, though pushed, has so far been anemic. Electric vehicle safety (explosion and uncontrolled fire impact) concerns also need to be addressed
- In the future, other sources of energy should be considered including Jersey tidal and nuclear-sourced electric energy generation
- An economic migration from fossil fuels over time utilizing cost-effective, reliable energy sources (not present wind and solar options) should be pursued in a realistic, gradual fashion while not impacting the supply cost of electricity. No need to rush to replace the existing electricity contract.
- <https://www.cer-rec.gc.ca/en/data-analysis/energy-markets/market-snapshots/2016/market-snapshot-canadian-tidal-power-capacity-fourth-in-world-with-potential-add-up-7-000-mw-more.html>
- https://edition.pagesuite.com/infinity/article_popover_share.aspx?guid=e7f14e53-b6b4-4e51-b98e-5d5c5ae4df5e
- Limitations of wind farms <https://youtu.be/ogqVE6VFFtI?si=eGew3ldscgir1rKJ>
- [This](#) presentation is an introduction to Thorium as a nuclear fuel.

Global Warming and CO₂: 5) Energy Supply

There is time to make viable energy choice options

Are renewable energy sources for Jersey realistic at this time?

- 1) We have a long-term low-cost electric supply from France**
- 2) We have some onsite supply from existing combustion of refuse**
- 3) We had an electric supply source from burning oil which could be brought back onstream in environmentally sound way with minimal pollution beyond H₂O and CO₂**
- 4) Mini-nuclear modular reactors can safely supply our electricity needs in a phased approach as needed**
- 5) New technologies, like tidal energy, continue to develop**
- 6) Offshore wind farms are not a good option**

Global Warming and CO₂

Climate Crisis: Reality Check

We Need Reasons for Going “Carbon Neutral”

Who is behind the “Climate Crisis” and why?

What will it cost Jersey to go “Carbon Neutral”

Is it affordable to the State and individuals?

What are the implications of going “Carbon Neutral”

Are the required steps to “Carbon Neutral” doable?

Are renewable energy sources for Jersey realistic today?

Global Warming and CO₂ Climate Crisis – Reality Check

Drivers behind the “CO₂ Climate Crisis”

Who is behind the “Climate Crisis” and move to Carbon Neutral.

Politicians

IPPC, UN, WEF, other environmental groups

Renewable energy and other companies

Why? A Self-Reinforcing Alignment of Perspectives and Interests:

The Media - fear sells <https://www.telegraph.co.uk/news/2023/08/04/net-zeros-dam-has-burst-but-bbc-is-still-papering-over/>

Politicians - political gain

Scientific Institutions - \$\$ pressures

Scientists - \$\$ and position pressures

Activists and NGOs - influence gain

The Public - constant reinforcement of the climate crisis narrative

Global Warming and CO₂

Evaluation Results of Eleven Relevant Questions and Supporting Evidence

1) Is present Global Warming a crisis or a natural phenomenon?

Answer: Global Warming is a natural phenomenon

Present temperature changes are not different from historic temperature changes and the earth is now in one of the coldest periods in its history. There is nothing unusual in today's warming.

2) Are warmer temperatures and higher CO₂ levels causing a climate crisis?

Answer: No, warmer temperatures and CO₂ levels are not causing a climate crisis

Forest fires, hurricanes, tornadoes, heat waves, droughts and other weather-related concerns have not increased with recent higher CO₂ and temperature levels.

3) Are higher CO₂ levels and warmer temperatures good or bad?

Answer: Higher CO₂ and warmer temperatures are good for humans and plants

Plants and crops benefit and grow better with higher CO₂. Mankind has also done better under higher temperatures.

4) Are CO₂ atmosphere levels dangerously high or historically low?

Answer: CO₂ levels are at historically low levels when viewed over geologic time

CO₂ levels have been dropping over the last 150 million years to a recent low of 180 ppm; a further drop of only 30 ppm would have ended all plants and therefore all life on Earth. With mankind's added CO₂ emissions, today's CO₂ level rose to about 415 ppm which is only 0.0417% of total atmospheric gas. An optimum level for plants would be between 1,000 to 2,000 ppm, but for humans, serious physiological effects begin above 2,000 ppm.

Global Warming and CO₂

Evaluation Results of Eleven Relevant Questions and Supporting Evidence

5) What could have caused changes in CO₂ levels over geologic time?

Answer: Natural events have caused changes in CO₂ over geologic time

Cold oceans and plant life absorb CO₂ and concentrated carbon and CO₂ in limestone, coal, oil and gas deposits. Over geologic time, plate tectonics and volcanos have added CO₂ at much higher amounts than recent mankind-induced CO₂ emissions and with no negative impact.

6) Is climate change mainly caused by mankind's emissions of CO₂?

Answer: Mankind has increased CO₂ levels, but this is not causing major climate change

Temperatures and climate changed dramatically and well before mankind's recently added CO₂ emissions. Rates of recent temperature increases, glacial retreats and sea level rise have not changed with recent increases in CO₂. During glaciation periods, CO₂ levels changed after temperature changed and therefore could not be causing these specific temperature increases. Oceans cool then absorb CO₂; oceans warm then release CO₂. NASA states that climate change occurs because of changes in the Earth's solar orbit.

7) What is the impact of CO₂ on climate warming?

Answer: Additional CO₂ will have a very minimal future impact on temperature

Mankind added CO₂ has had an impact on temperatures but likely a minor impact overall. Major factors that impact weather and climate include Sun intensity (day and night, seasons), Sun spot activity, ocean currents, clouds, plate tectonics and volcanos. As CO₂ concentration increase, CO₂ has less and less warming effect; adding more CO₂ has a logarithmically reduced impact.

Global Warming and CO₂

Evaluation Results of Eleven Relevant Questions and Supporting Evidence

8) Is sea level rise and rate of rise unusual and a major concern?

Answer: Sea level rise has not changed with higher CO₂, isn't unusual and is manageable

Sea levels have changed significantly over the Earth's entire history. Since the last glacial period the earlier rapid rate of sea level rise has recently reduced as the majority of land ice has already melted. Societies can adapt to the present rate of sea level rise (about 20 cm per 100 years) by implementing managed retreats, accommodating coastal change and protection with sea walls, dune rehabilitation and beach nourishment. There is no evidence that reducing our CO₂ emissions will reduce sea level rise or materially impact temperature.

9) What about scientists' consensus regarding the man-made Global Warming crisis?

Answer: The stated scientific consensus is false; many reputable scientists disagree

There is consensus that temperatures have been and are increasing and that mankind has increased CO₂ levels. However, there is no consensus regarding the degree to which mankind's CO₂ emissions are impacting temperatures or that this is causing a climate crisis.

10) If CO₂ is good and climate always changes, what about other fossil fuel pollutants and alternative energy adoption?

Answer: Focus on removing the actual pollutants at refinery levels, engine combustion process levels and at coal burning sites for electricity plants – pursue economic, realistic energy transition replacement options, like small nuclear reactors, over time

11) What are the negative implications of pursuing a carbon-neutral policy?

Answer: Overall energy supply, plant life, 3rd world economies and their ability to improve, animal life and the environment (land use, etc.) are all negatively impacted.

The data supporting these findings can be seen by the questions, on pages identified in:

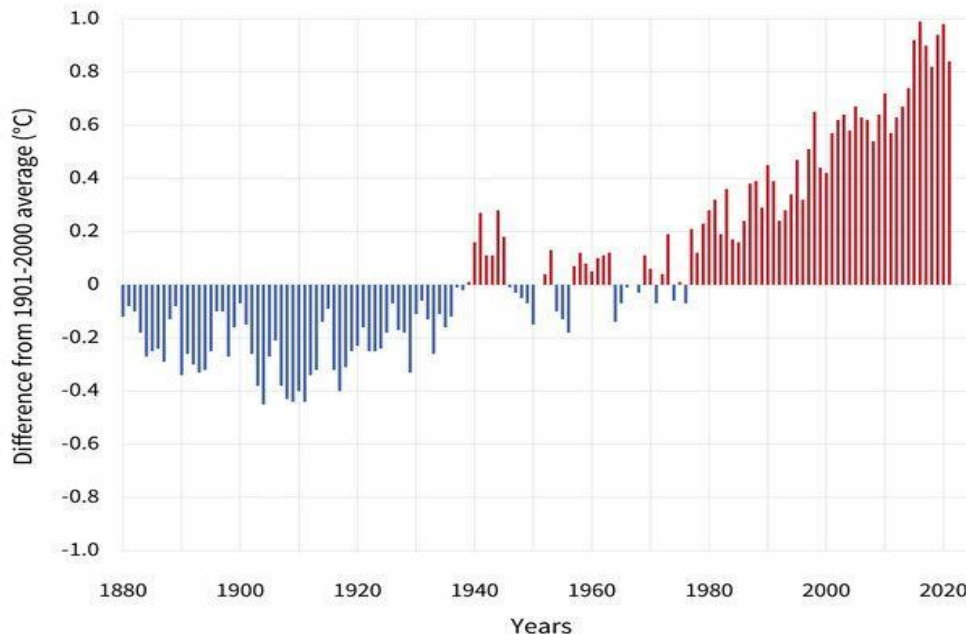
<https://www.dropbox.com/scl/fi/qziuu6eizwcvdt3nxkiz2/Climate-Change-Complete-version.pdf?rlkey=sykg63ec1ykvffi11josk6k8d&st=wl6anuxk&dl=0;>

1) Is present Global Warming a man-made or a natural phenomenon?

Earth's temperature changed much more over last 500 million years than last 100 years

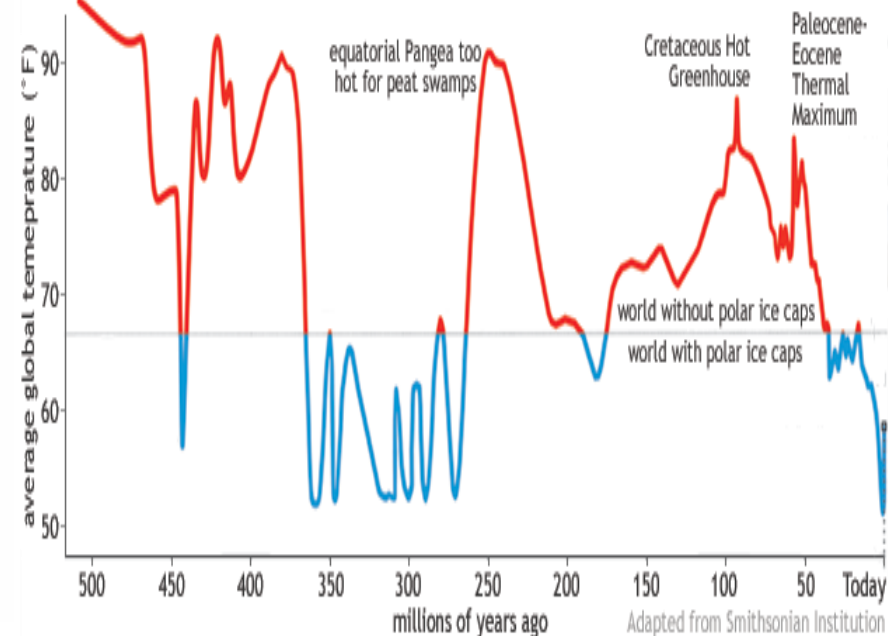
- Talk of global warming in the media might make people believe that the Earth is rapidly plunging into a hot cauldron of doom, but the truth is that the Earth's temperature has risen less than [1°C in the past 100 years](#).
- The Earth has been much hotter in the past when man-made CO₂ was not a factor in any previous heating events.

GLOBAL AVERAGE SURFACE TEMPERATURE



Reference Tyler Durden

Estimated global temperature over the last 500 million years

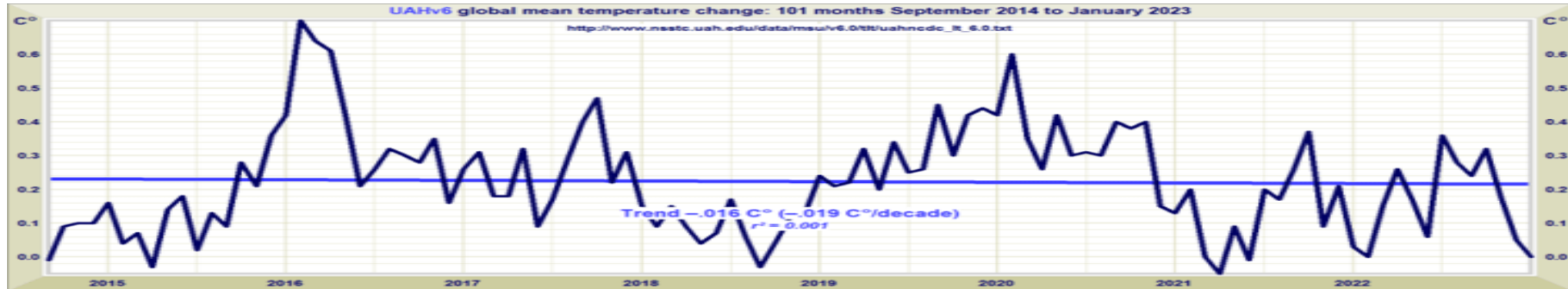


Adapted from Smithsonian Institution

1) Is present Global Warming a man-made or a natural phenomenon?

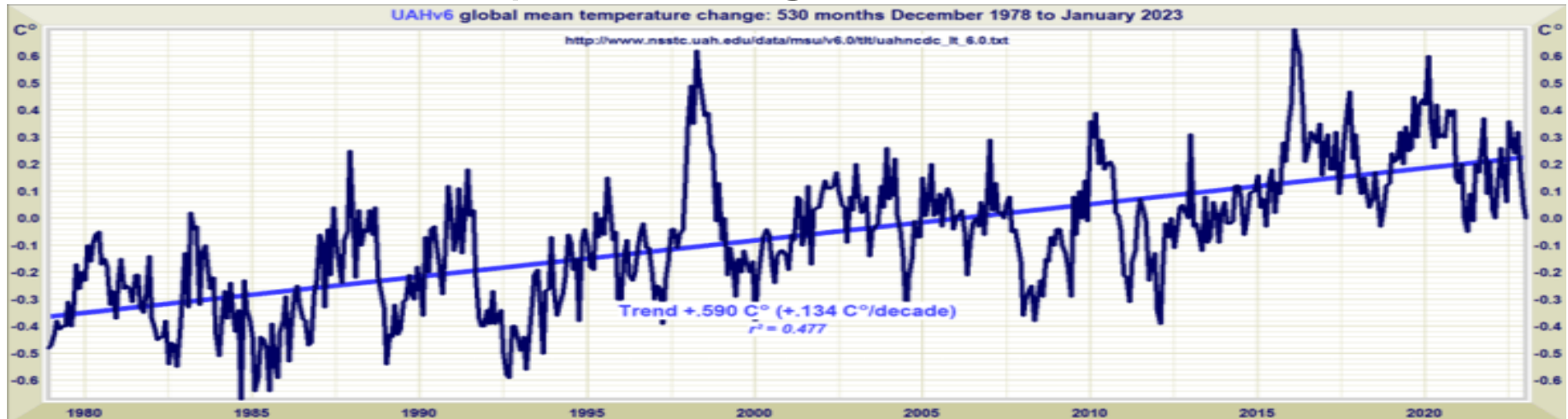
Global warming is slow, small, harmless and on the evidence to date, beneficial

Global mean temperature change September 2014 to January 2023



UAE measurements show modest upward trend of 0.134 k per decade

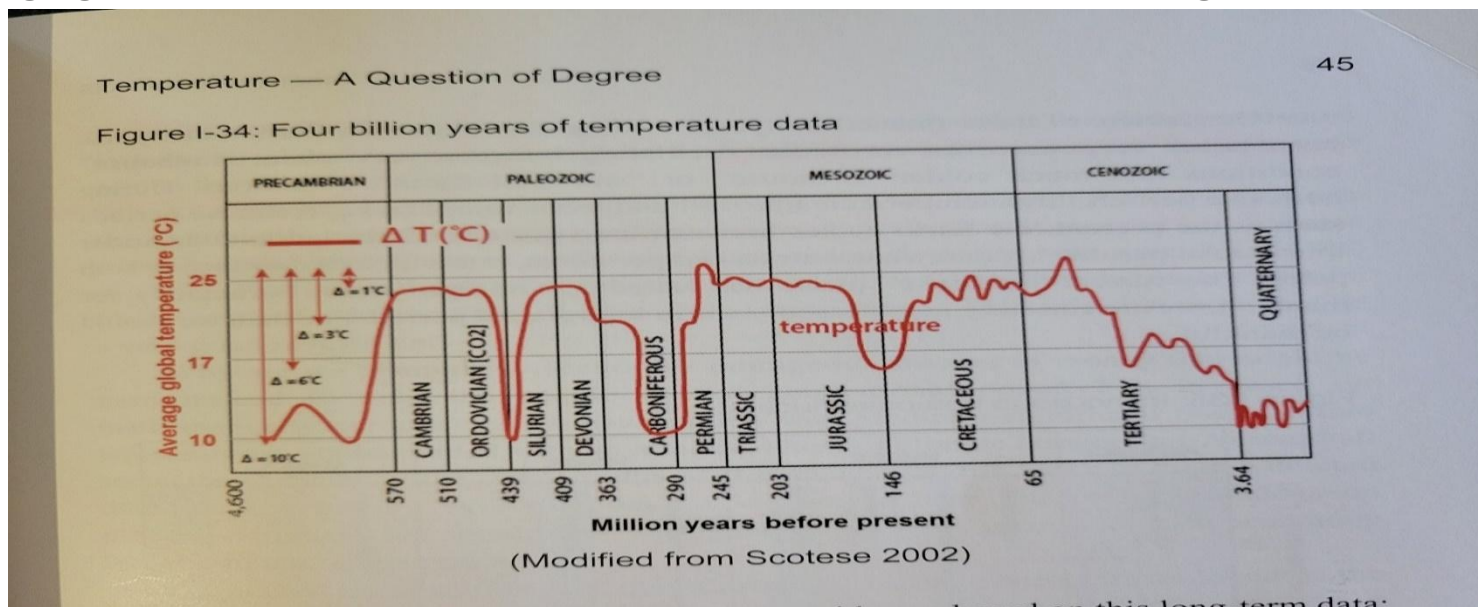
Global mean temperature change 1978 to 2023



1) Is present Global Warming a man-made or a natural phenomenon?

The Earth's temperature changed significantly over last 600 million years

- For over 600 million years of geologic time, temperatures changed dramatically while plants and animals evolved and thrived (historic records of living species began in the Cambrian time).
- Over most of recorded geologic history, temperatures were much higher than at present time.
- Temperatures at the equator changed little with the bulk of temperature changes occurring at the poles.
- Changing temperature is a natural phenomenon that has occurred throughout the Earth's history



Reference book: Inconvenient Facts page 45 Source: Modified from Scotese 2002

Source: www.climate.gov/news-features/climate-qa/whats-hottest-earths-ever-bean

Paper: An Assessment of the Conventional Global Warming Narrative. Dr. Richard Lindzen Published by the Global Warming Policy Foundation Sept. 22, 2022

2) Are warmer temperatures and higher CO₂ levels causing a climate crisis? Heat Wave Index for the USA between 1895 and 2020

- In recent decades USA, heat waves have been less frequent and severe than they were in the 1930s.
- Most of the modest warming that has occurred over the past few decades has largely affected winter temperatures, locations closer to the poles and temperatures recorded at night.

Heat Waves



Reference book: Climate at a Glance page 49, (Source: EPA).

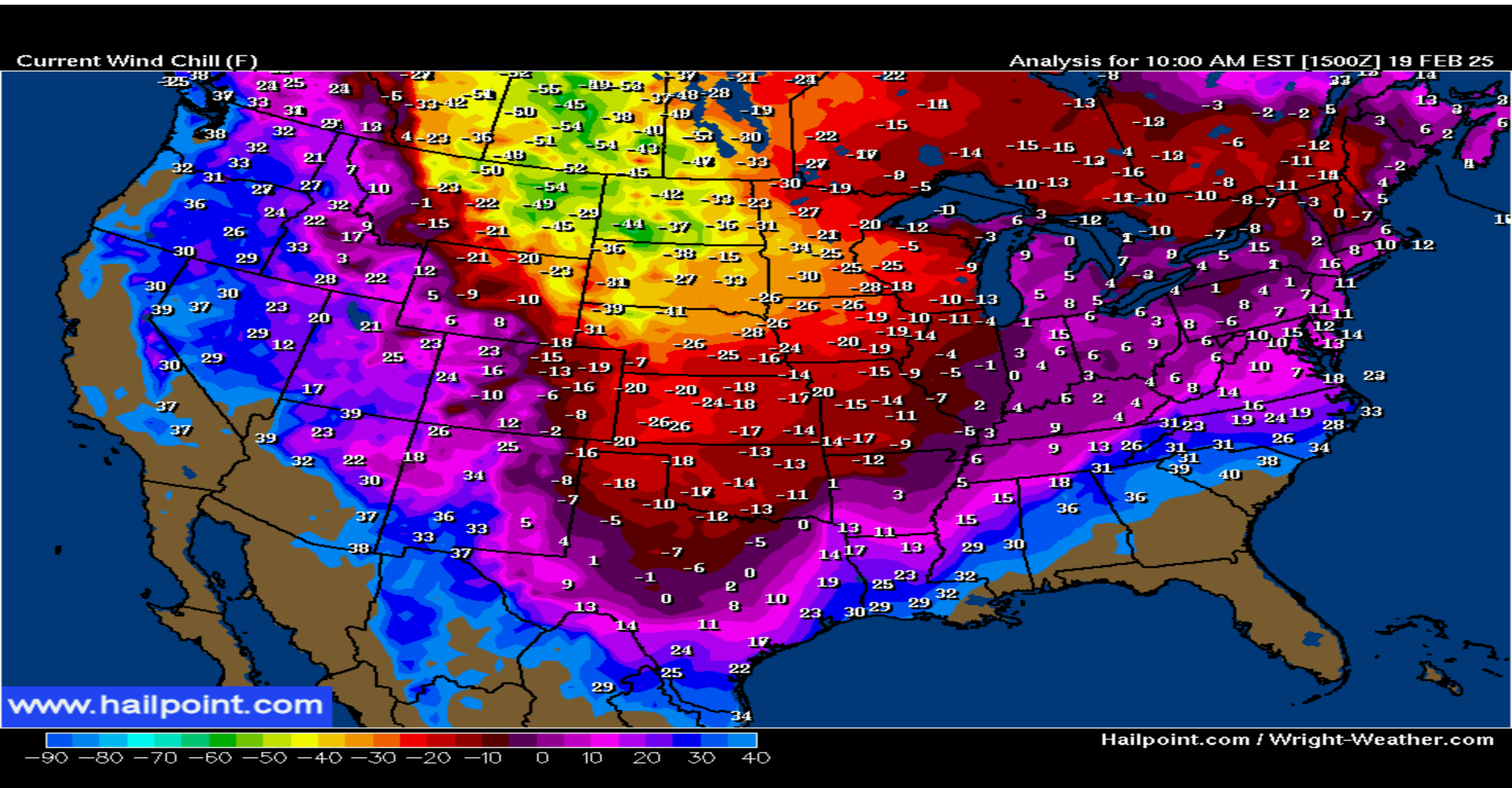
Source: Environmental Protection Agency Climate Change Indicators Aug 14, 2021
(1135) Judith Curry: "Relax, there is no climate emergency!" – YouTube
<https://youtu.be/pV7TZzD1N5Q>

2) Are warmer temperatures and higher CO2 levels causing a climate crisis?

Recent record low North American temperatures Feb 19, 2025

- Recent low temperatures go against CO2 driven global warming climate crisis

Record-breaking cold: Temperatures to plunge to as much as 50 degrees below



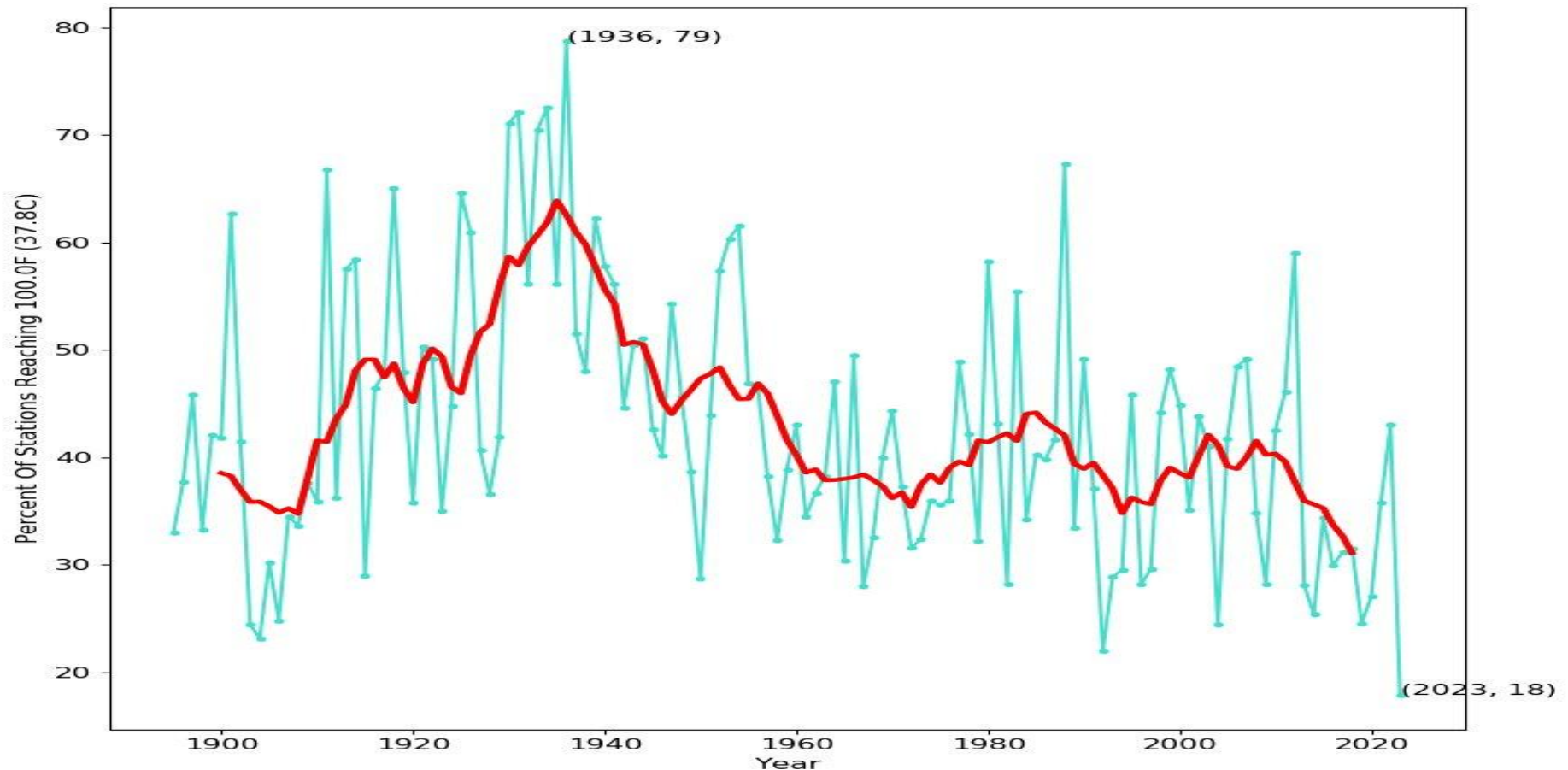
2) Are warmer temperatures and higher CO₂ levels causing a climate crisis?

Mean temperatures from all USA climatology stations: 1895 and 2023

- In the USA, temperature highs occurred in the 1930s and have not reached these highs since then.

USA temperatures reaching 100 Fahrenheit

Percent Of Stations Reaching 100.0F (37.8C) Vs. Year 1895-2023
At All US Historical Climatology Network Stations
Red Line Is 10 Year Mean Average = 42.6

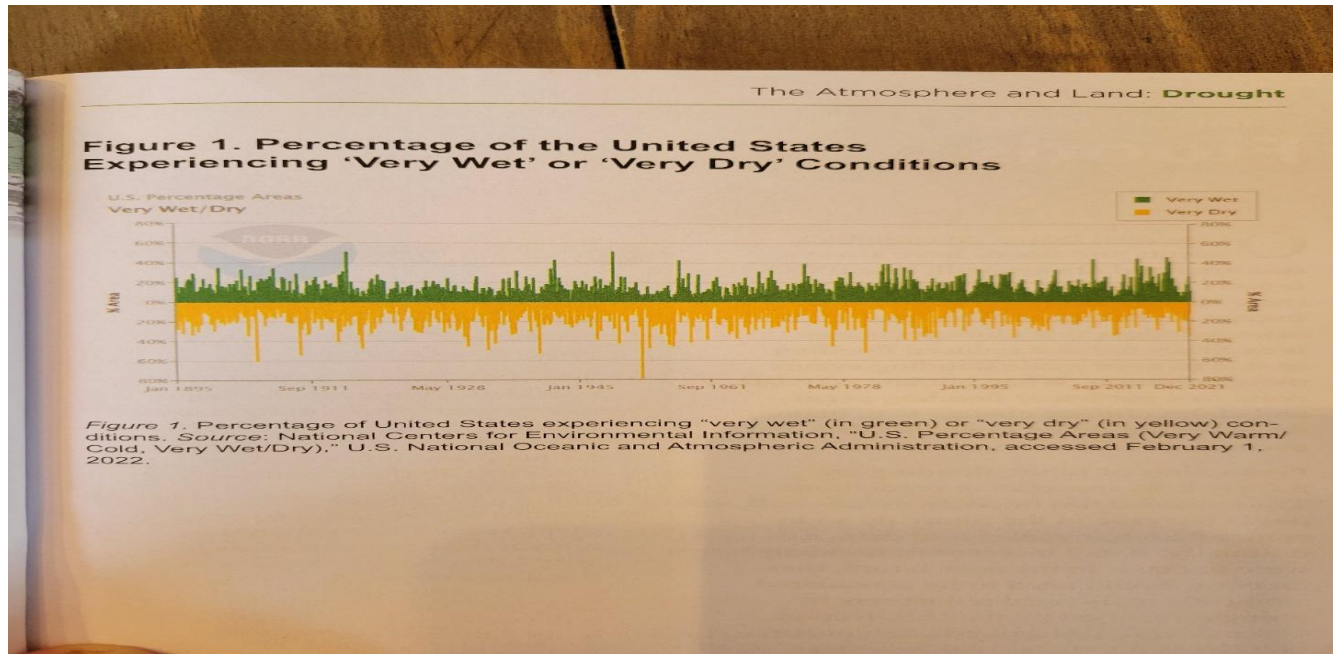


2) Are warmer temperatures and higher CO₂ levels causing a climate crisis?

The USA has not experienced changes in very wet or very dry conditions between 1895 and 2022

- Between 1985 and 2022, there has been no significant change in very wet or very dry conditions in the USA despite increasing CO₂ levels.
- Temperature extremes in the contiguous US have become less common and somewhat milder since the nineteenth century

Drought and Flooding Conditions



Reference book: Climate at a Glance Page 9

Reference book: Unsettled Chapter 5

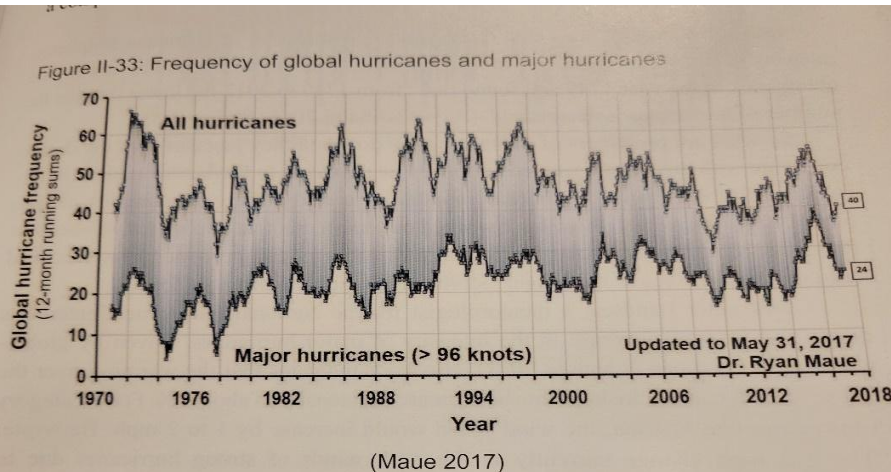
Source: National Centers for Environmental Information US National Oceanic and Atmospheric Administration, Feb 1, 2022

2) Are warmer temperatures and higher CO₂ levels causing a climate crisis?

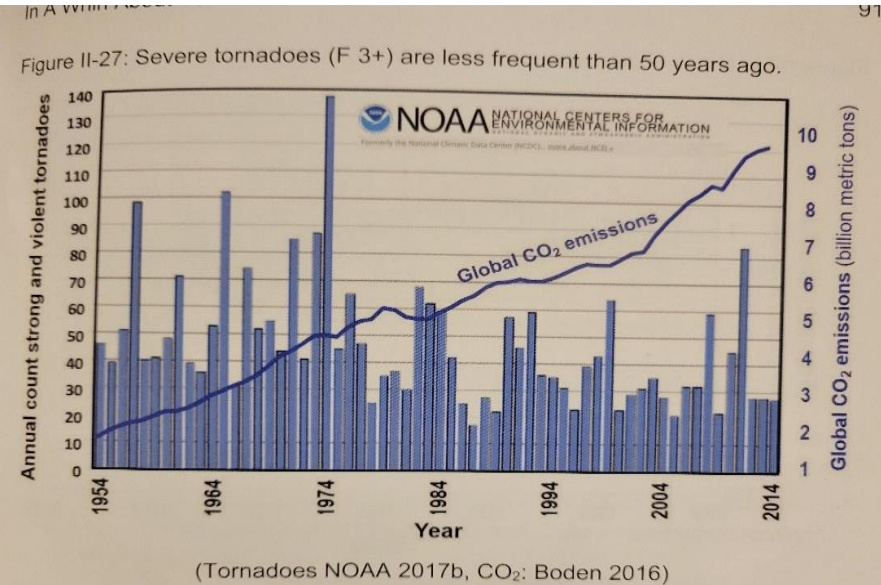
Two graphs showing number of hurricanes and tornadoes plus CO₂ changes over recent time

- Frequency of global and major hurricanes has remained at the same levels over the last 50 years and severe tornadoes have been less frequent over the last 50 years.
- Hurricane frequencies fell over the last 250 years.
- There is an inverse correlation between intense El Nino ocean currents and hurricanes.
- The media continues to promulgate unsupported alarm

Hurricanes



Tornadoes



Reference book: Inconvenient Facts pages 91, 95

Reference Book: Unsettled Chapter 6

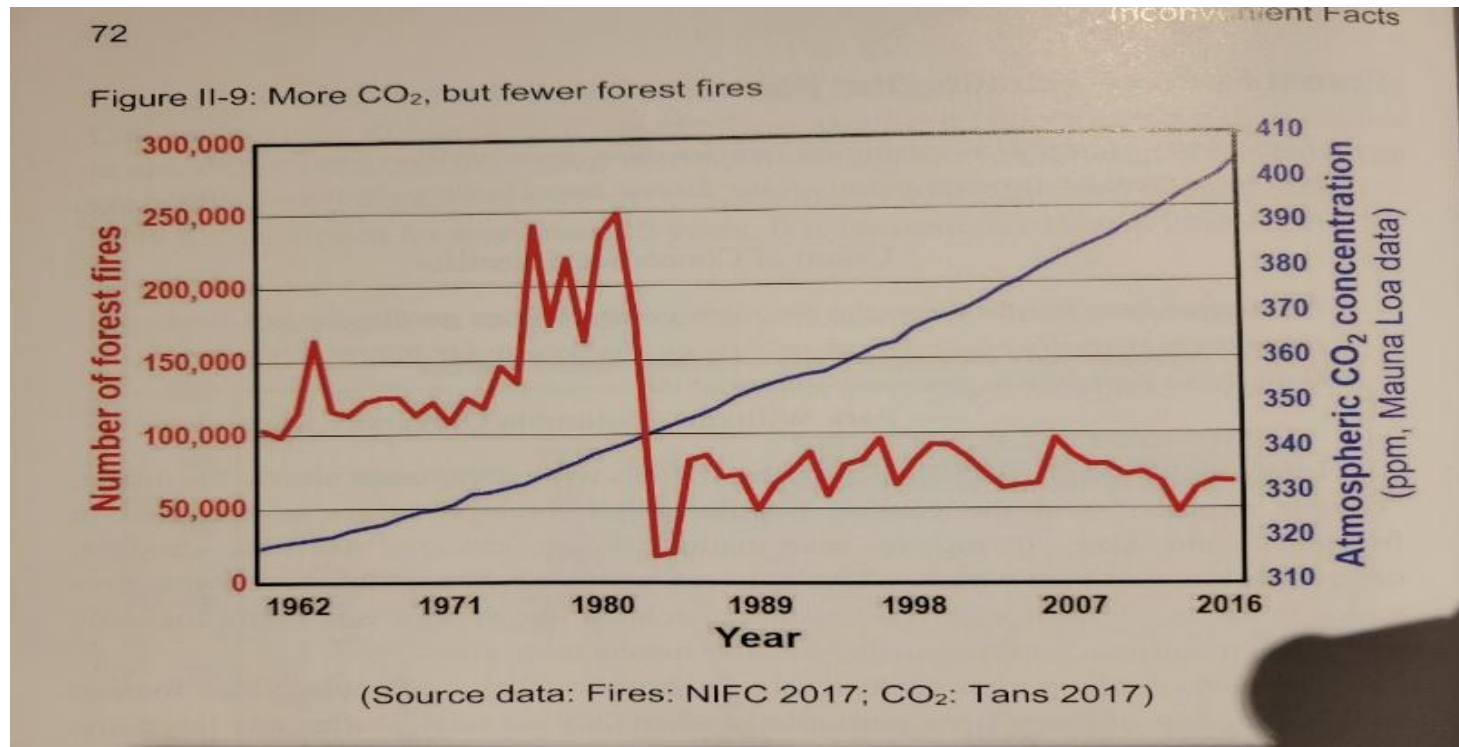
Source CO₂ Boden 2016, Tornadoes NOAA 2017 Hurricanes Maue 2017

2) Are warmer temperatures and higher CO₂ levels causing a climate crisis?

Graph showing US forest fires between 1962 and 2016 and changing CO₂ levels

- Forest fires across the Northern Hemisphere have decreased since 1980

Forest Fires Across USA



- https://open.substack.com/pub/rogerpielkejr/p/what-the-media-wont-tell-you-about-783?r=ukert&utm_campaign=post&utm_medium=emailNorthern

Reference book: Inconvenient Facts page 72

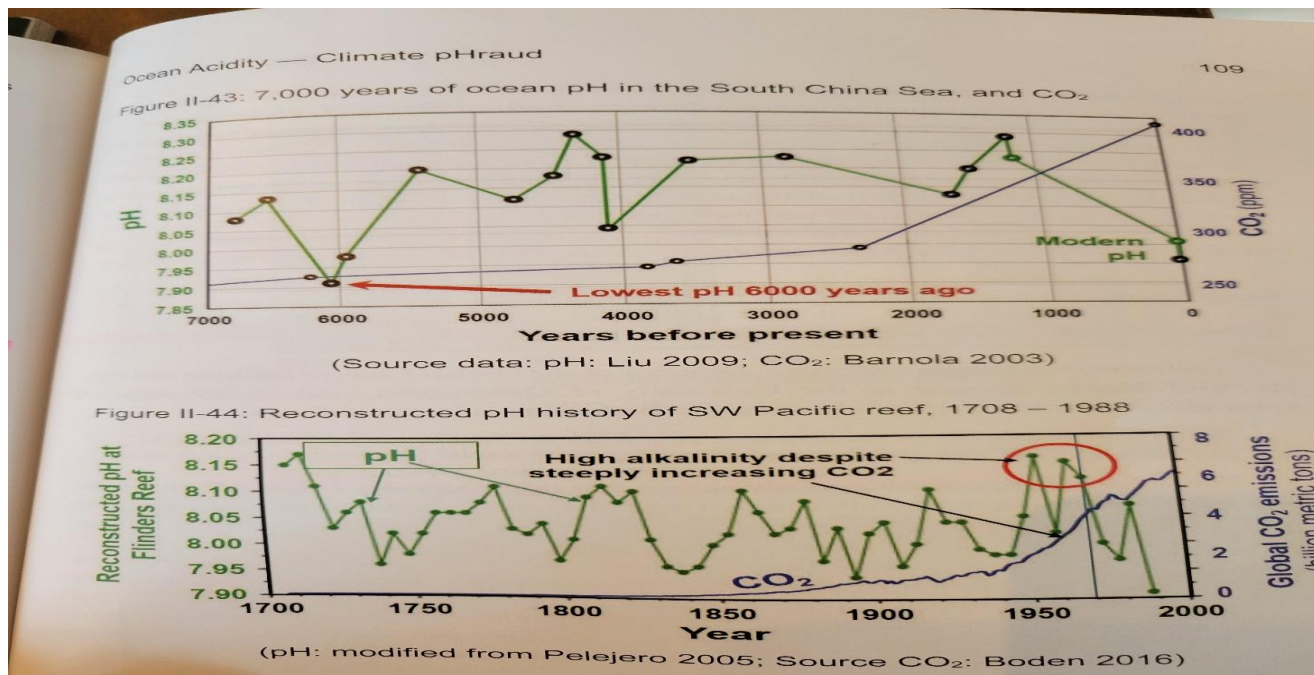
Source Fires NIFC 2017 CO₂ Tans 2017

2) Are warmer temperatures and higher CO₂ levels causing a climate crisis?

Graph showing ocean pH levels and CO₂ levels

- Ocean acidity is now between 7.9 and 8.2. Neutral is pH7. Vast amounts of acid would be required to acidify oceans.
- CO₂ is dissolved and stored in the oceans and the oceans retain CO₂ over a long period of time.
- The oceans did not become acidic even with CO₂ at 15 times higher than present levels. Limestone was deposited when the CO₂ concentration was much higher than today.
- There is no correlation between CO₂ and oceanic pH or evidence that higher CO₂ levels will make the oceans acidic.

Changes in pH and CO₂ levels over the last 7000 years and last 300 years



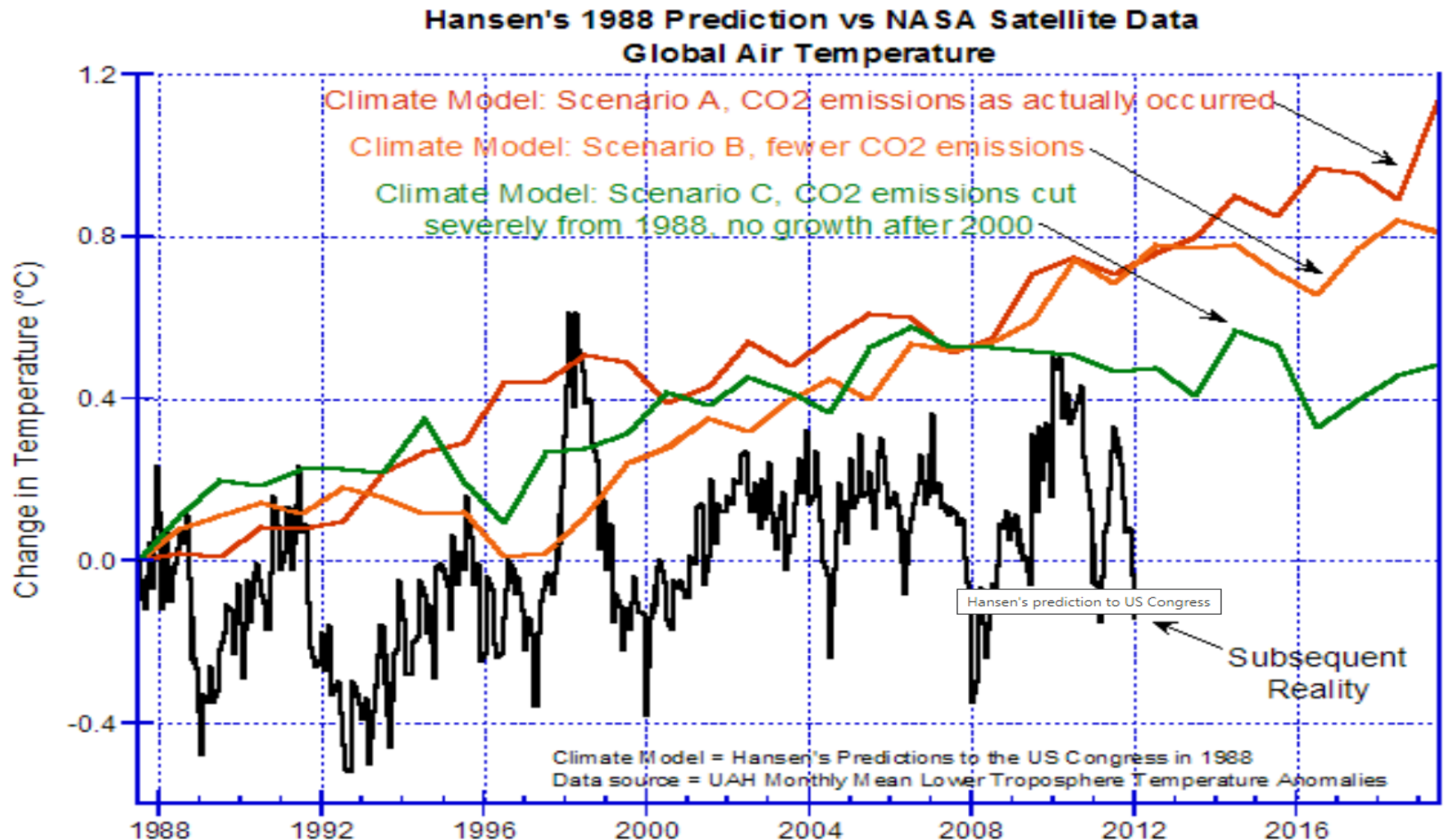
Reference book: Inconvenient Facts page 109

Source pH modified from Pelejero 2005; CO₂ Boden 2016

2) Are warmer temperatures and higher CO₂ levels causing a climate crisis?

Graph showing model predictions versus actual results

Actual changes in temperature are occurring well below climate model predictions



2) Are warmer temperatures and higher CO2 levels causing a climate crisis?


Media and political reporting can be misleading

Media Lying About Climate And Hurricanes

Media Lying About Climate And Hurricanes

It's time to state the obvious.

Michael Shellenberger
October 5, 2022



Over the last several weeks, many mainstream news media outlets have claimed that hurricanes are becoming more expensive, more frequent, and more intense because of climate change.

- *The Financial Times* [reported](#) that “hurricane frequency is on the rise.”
- *The New York Times* [claimed](#), “strong storms are becoming more common in the Atlantic Ocean.”
- *The Washington Post* [said](#), “climate change is rapidly fueling super hurricanes.”
- *ABC News* [declared](#), “Here’s how climate change intensifies hurricanes.”
- Both the *FT* and *N.Y. Times* showed graphs purporting to show rising hurricane frequency using [data from the U.S. government’s National Oceanic and Atmospheric Administration \(NOAA\)](#).

All of those claims are false.

The increasing cost of hurricane damage can be explained entirely by more people and more property in harm’s way. Consider how much more developed Miami Beach is today compared to a century ago. Once you adjust for rising wealth, there is no trend of increasing damage.

Article on media bias

open.substack.com/pub/rogerpielkejr/p/climate-journalism-is-broken?r=ukert&utm_campaign=post&utm_medium=email

Al Gore’s Climate Crisis predictions made in 1992 but now 30 years later proven false



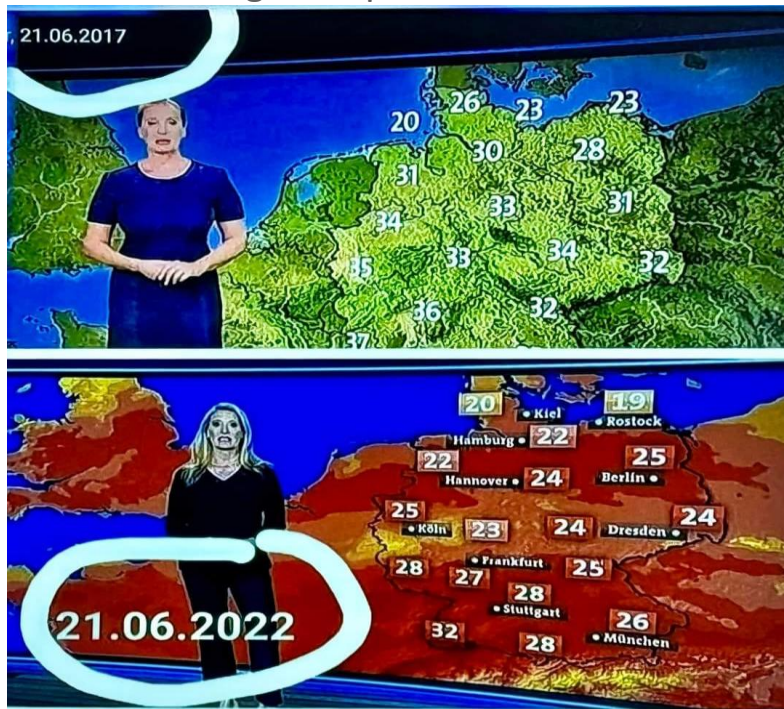
[Inconvenient Truth: 32 Climate Predictions Proven False | Facts Matter \(youtube.com\)](#)

. Also see [This one](#) for more information

2) Are warmer temperatures and higher CO₂ levels causing a climate crisis?

The impact of media bias in reporting can be misleading

- These graphs have similar data from different years gathered from the Government weather stations
- These German temperatures are similar, but the media message signaling is slanted and different.
- The time magazine pictures also show similar biased, sensationalized reporting overdramatizing reality.



Reference graph from Germany Met.

Global Cooling



Global Warming



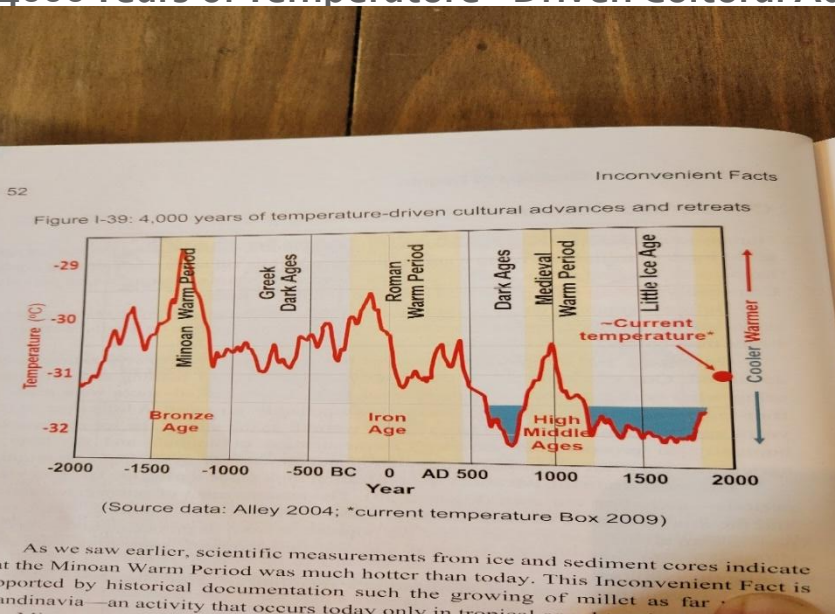
[Bjorn Lomborg on X: "UN routinely warns us that we have just a few years left until catastrophe: In 1982, Tolba, head of UN Environment Programme told the world that it had just 18 years before an environmental catastrophe as irreversible as any nuclear holocaust <https://t.co/8wyP10fJOn> <https://t.co/zDYD8ldJo5> / X \(twitter.com\)](#)

3) Are higher CO₂ levels and warmer temperatures good or bad?

4000 years of temperature driven cultural advances and retreats

- Historically, mankind thrived under warmer temperatures and suffered during cold spells.
- Minoans prospered during the warm Bronze Age followed by mere survival during Greek Dark Age.
- Civilization flourished during the Roman Warm Period followed by colder, devastating Dark Age.
- The Medieval Warm Period (1.0 to 1.4°C warmer) saw civilization advance with positive living conditions.
- The Little Ice Age brought severe hardships including crop failures, famine and population decline.
- These warm periods, when mankind thrived, were all higher by 0.5 to 2°C than today's temperature

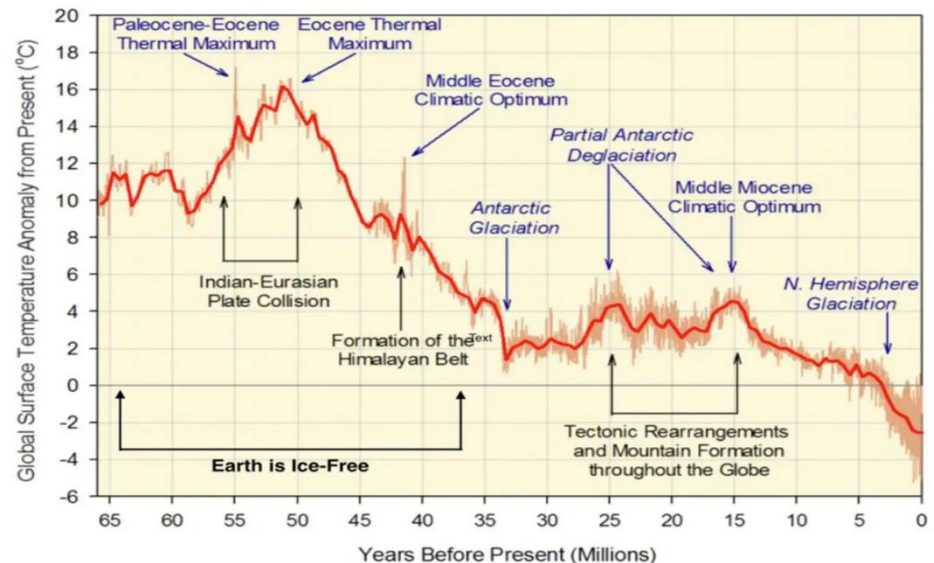
4000 Years of Temperature –Driven Cultural Advances and Retreats.



Reference book: Inconvenient Facts page 52

Source: Alley 2004; *current temperature Box 2009

Global Temperature for the past 65 million years

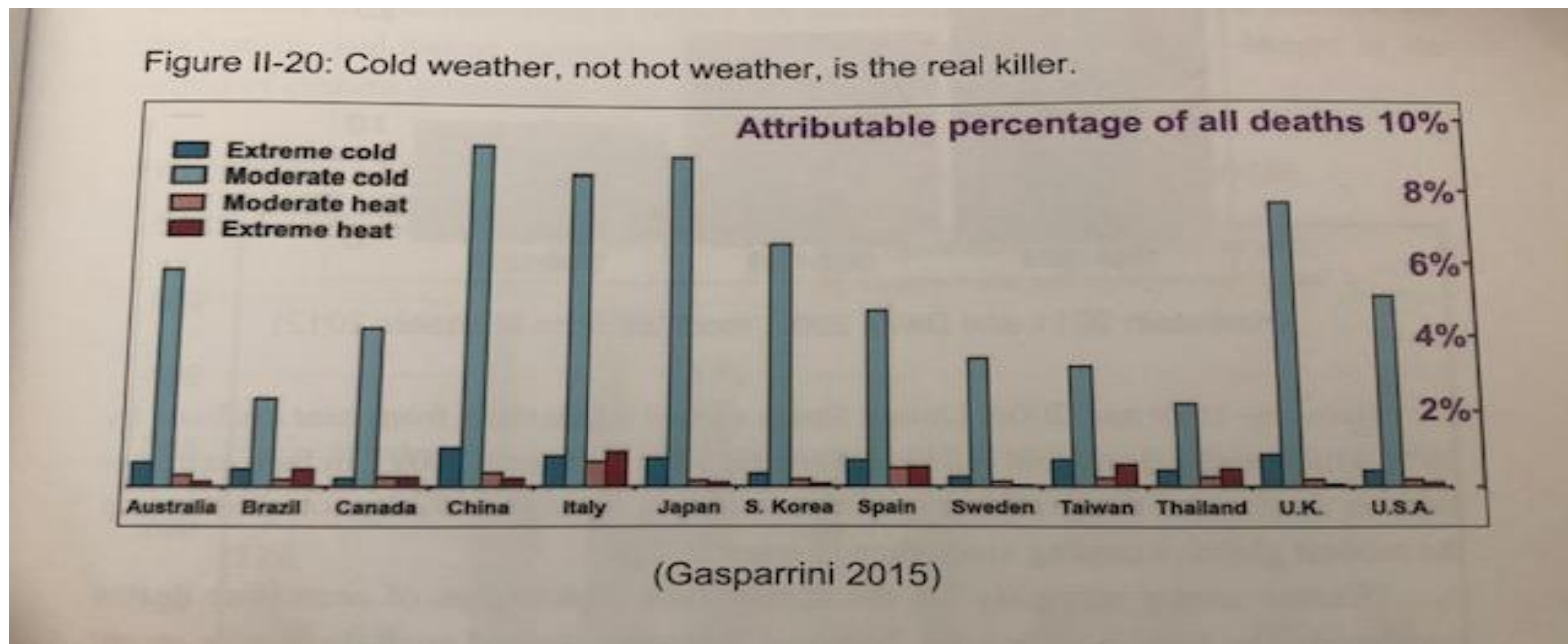


3) Are higher CO₂ levels and warmer temperatures good or bad?

Table showing human deaths attributed to varying temperatures

- Significantly more people have died related to cold temperatures than warm temperatures. In Europe, about 200,000 people die from excess heat each year, but 1.5 million die annually from excess cold.
- Climate change will not cause massive disruptions or huge death tolls. A direct impact of climate warming will mean fewer deaths.

Higher Percentage of Deaths Attributed to Cold Vs Warm Temperatures



Reference book: Inconvenient Facts page 83

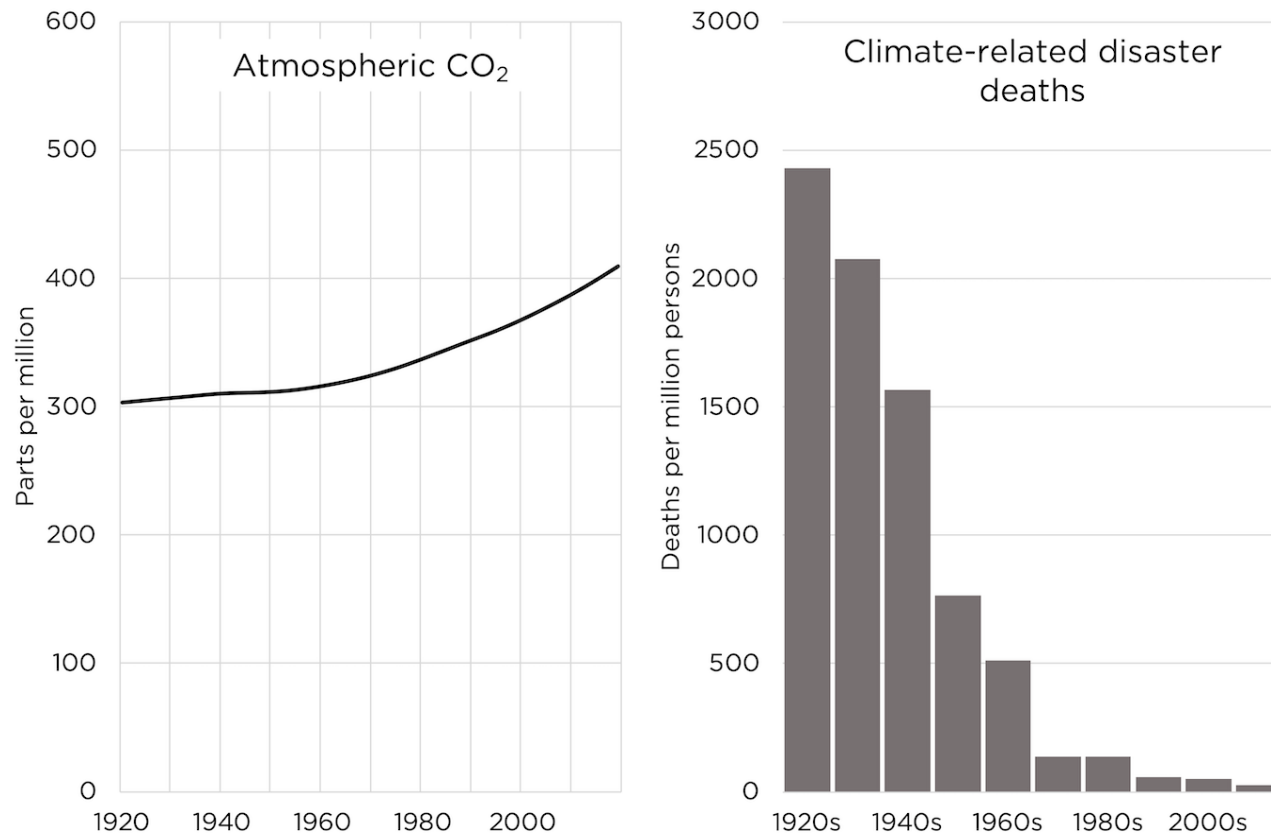
Source: Gasparrini 2015

Reference book Cool It Page 17, 38

3) Are higher CO₂ levels and warmer temperatures good or bad?

Table showing climate related deaths and varying CO₂ concentrations

Climate disaster deaths have decreased 98% over the last century.⁸



Source: Alex Epstein Aug 24, 2022

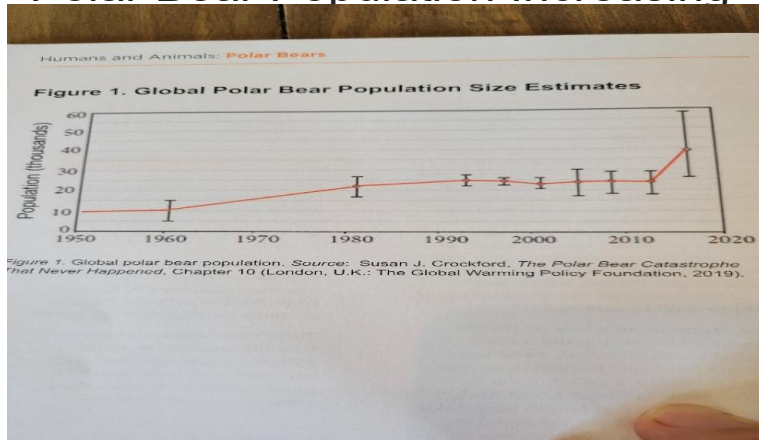
[A pro-human, pro-freedom policy for CO₂ emissions](#)

3) Are higher CO₂ levels and warmer temperatures good or bad?

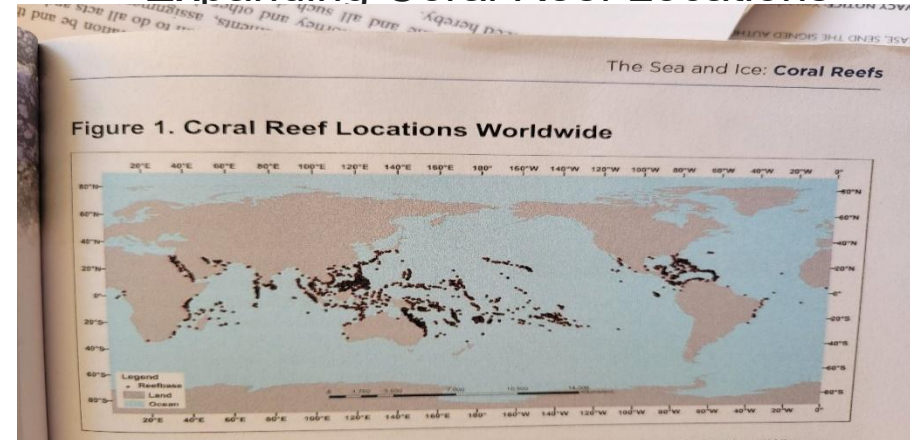
What about claimed loss of polar bears and coral reefs with rising temperature?

- There are almost four times as many polar bears today versus 1960.
- Coral reefs thrive in warm water, not in cold water. Recent warming has allowed corals to expand their range poleward while still thriving near the equator. The Great Barrier Reef is thriving and expanding, not dying.
- Corals have existed continuously for the past 40 million years under higher temperatures and CO₂ levels and continue to do so today.

Polar Bear Population Increasing



Expanding Coral Reef Locations



Reference Book :Climate at a Glance page 24

Source: Where Reef Building Corals Found National Oceanic and Atmospheric Administration July 26, 2021

Reference book: Climate at a Glance page 70

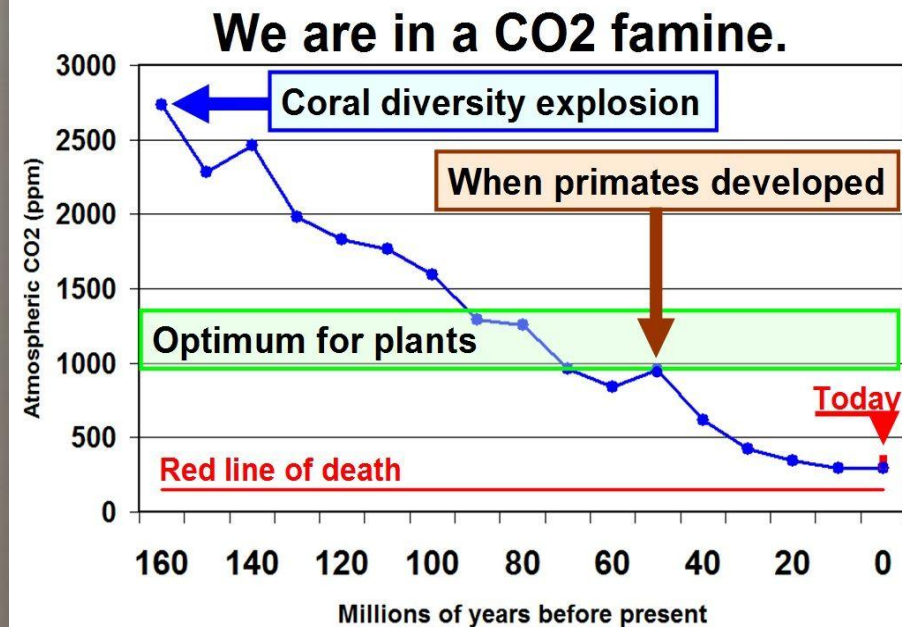
Source: Susan j. Crockford Chapter 10 London UK The Global Warming Policy Foundation 2019

Reference: Hot Talk, Cold Science page101, 103

3) Are higher CO₂ levels and warmer temperatures good or bad?

Test shows improved tree growth with higher CO₂ levels

- Greenhouse gases keep the world warm; they absorb heat and radiate it back to Earth warming the surface and atmosphere; humans could not exist on Earth without this warming effect.
- When CO₂ increases plants thrive, becoming larger and able to absorb more CO₂.
- These trees were grown under the same conditions except with varying CO₂ atmosphere levels.
- A standard procedure for greenhouse growers is to increase the level of CO₂ to 800 to 1,200 ppm.
- Improving Tree Growth With Increasing CO₂ Levels Optimum plant growth CO₂ levels 1000 – 1400ppm



Reference book: Fake Invisible Catastrophes and Threats of Doom page 54

3) Are higher CO₂ levels and warmer temperatures good or bad?

Between 1982 to 2015 the world has been greening with increases in CO₂

- NASA satellite images show vast regions with increased growth due mainly to higher levels of CO₂ as increased CO₂ levels mean plants require less water to grow. Examples are the greening of the lower Sahara and the retreating deserts in China. More CO₂ has resulted in more and more rapid plant growth with significant greening. Since 1980, the semi-arid areas have greened 40%
- Global warming increases cold temperatures much more than warm temperatures, temperate and Arctic regions are affected much more than tropical areas where temperatures have varied little
- As CO₂ continues to rise in the atmosphere, global plant growth will also increase.



Reference book: Inconvenient Facts page 76, 213

Source: Modified from NASA 2016, permission R Myneni

Reference book: Cool It Page 12; <https://youtu.be/M8iEE02UlbA> William Happer

3) Are higher CO₂ levels and warmer temperatures good or bad?

Crop yields and per acre crops improve with higher CO₂ and temperature levels

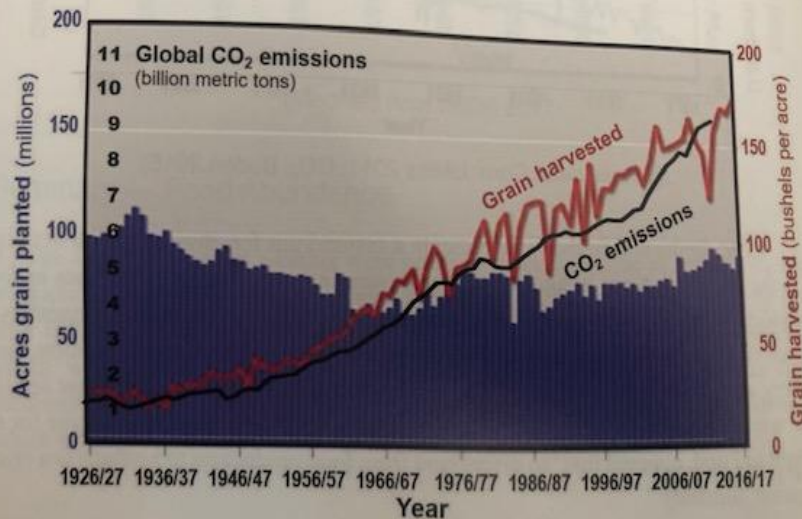
- Increases in CO₂ benefit crop production as CO₂ works as an aerial fertilizer.
- Bushels of grain per acre harvested worldwide have improved with increased CO₂ emissions.
- Global warming lengthens growing seasons, reduces frost events and adds available farmland

Increases in Bushels of Grain Harvested Worldwide

With Increased CO₂

Higher Crop Yields With Increasing CO₂

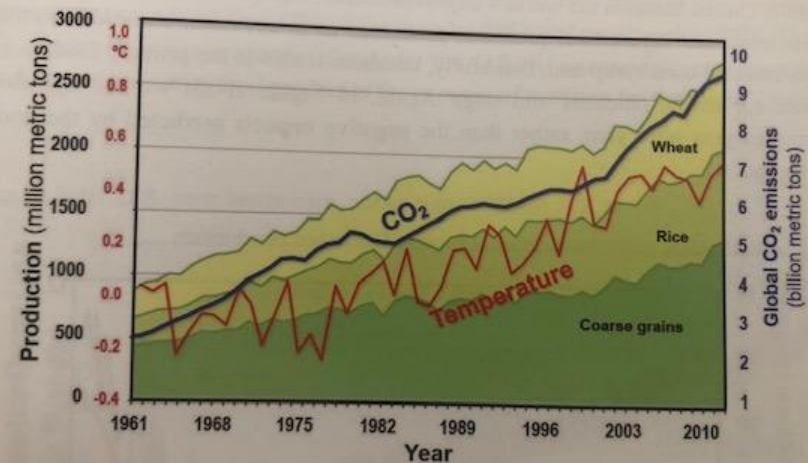
Figure II-14: Bushels of grain per acre harvested worldwide, 1936/37 – 2016/17



(Acres planted and grain: USDA 2017, CO₂: Boden 2016)

Famine: The Best Solution is More CO₂ and Increasing Temperature

Figure II-13: World grain production, CO₂ concentration and temperature, 1961 – 2014



(Source data: grain: UN FAO 2017, CO₂: Boden 2016, temperature: HadCRUT4 2017)

Reference book: Inconvenient Facts page 77, Climate at a Glance page 6,7

Source: Acres planted and grain USDA 2017, CO₂ Boden 2016

3) Are higher CO₂ levels and warmer temperatures good or bad?

Tests show improved crop yields with increased CO₂ for plants

- Crop yield growth improved with 300 ppm more CO₂ based on 3,586 experiments on 549 plant species.
- These tests show that plants benefit from higher CO₂.

Improving Crop Yield With Increased CO₂ Levels



Reference book: Inconvenient Facts page 20

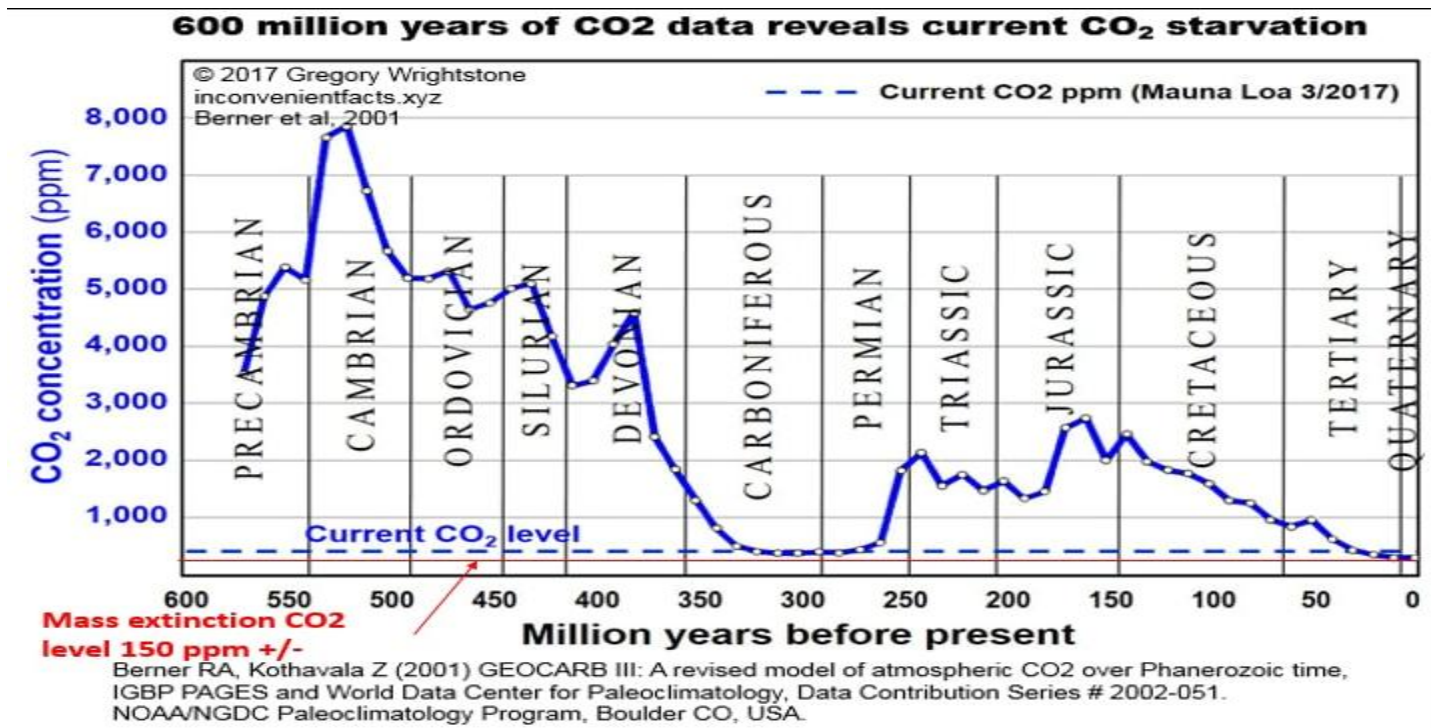
Source: Idso2013, courtesy Monckton 2017

https://youtu.be/pHCCE-sw_Sc William Harper discussion on CO₂

4) Are CO₂ atmosphere levels dangerously high or historically low?

Graph showing global atmospheric CO₂ levels over last 600 million years

- CO₂ levels have been much higher throughout geologic time while life on Earth evolved and developed.
- CO₂ highs in the Jurassic time of dinosaurs were about 2,800 ppm and nearly 8,000 ppm in the Cambrian period when recorded life began on Earth. Today's CO₂ concentration is only 415 ppm (over 10 times lower than in the past when life flourished). However, modern humans appeared only some 100,000 years ago.
- Concentrations up to 1,000ppm are common in classrooms. Physiological effects begin above 2,000 ppm.



Source: Berner 2001 ; data also available from GEOCARB III; Carbon Dioxide Poisoning 2005 Nigel Langford COPSE MODELS and Royer compilation; Carbon Dioxide Poisoning Nigel Langford

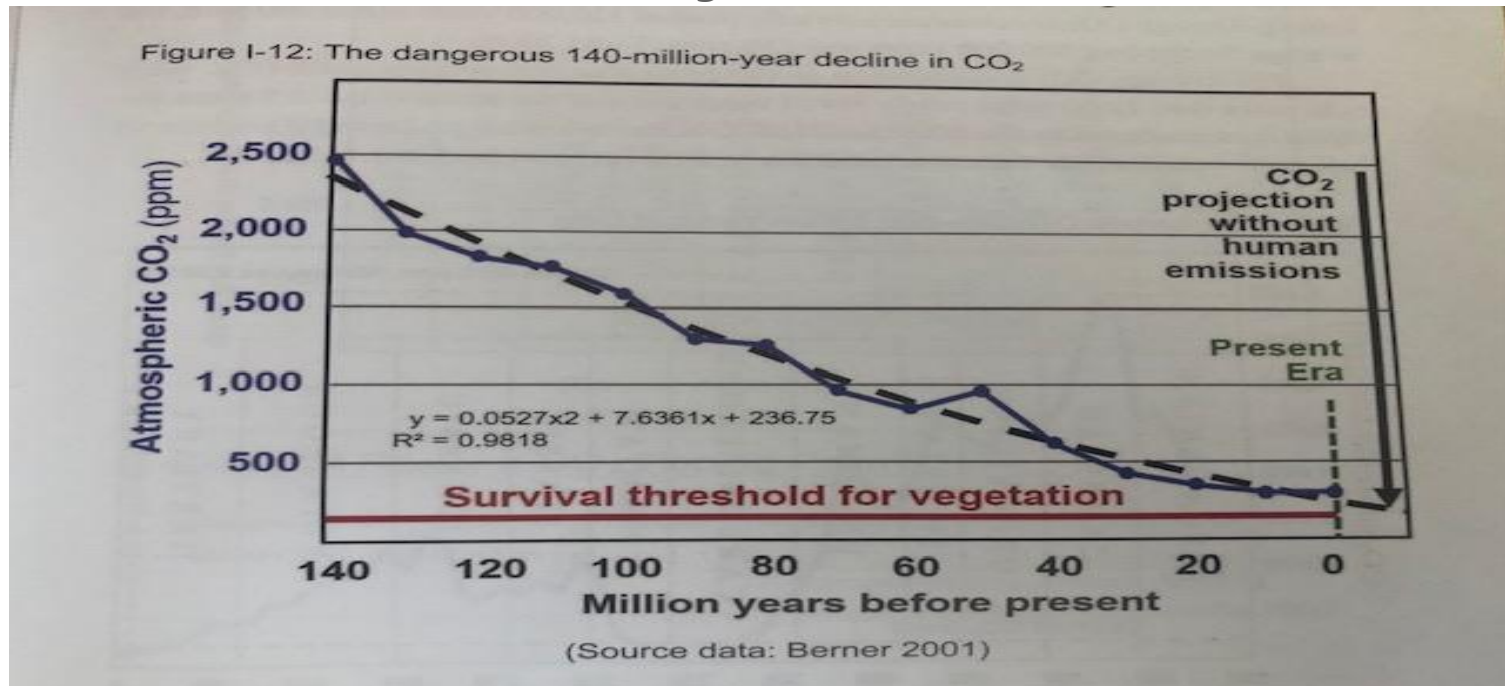
Reference: Book: Unsettled What Climate Science Tells Us, What it Doesn't and Why It Matters Steven E. Koonin

4) Are CO₂ atmosphere levels dangerously high or historically low?

Graph showing CO₂ levels decline over last 140 million years plus plant survival level

- Over the last 140 million years, CO₂ levels were dropping to a recent low of 180 ppm.
- A further 30 ppm decline in atmospheric CO₂ would bring about the end of plant life.
- Mankind's CO₂ emissions have reversed this trend bringing CO₂ levels up to 415 ppm.

CO₂ Levels Declining Over Last 140 Million Years



Reference book: Inconvenient Facts page 15

Source data: Berner 2001

[Dr. Patrick Moore - A Dearth of Carbon? – YouTube](#)

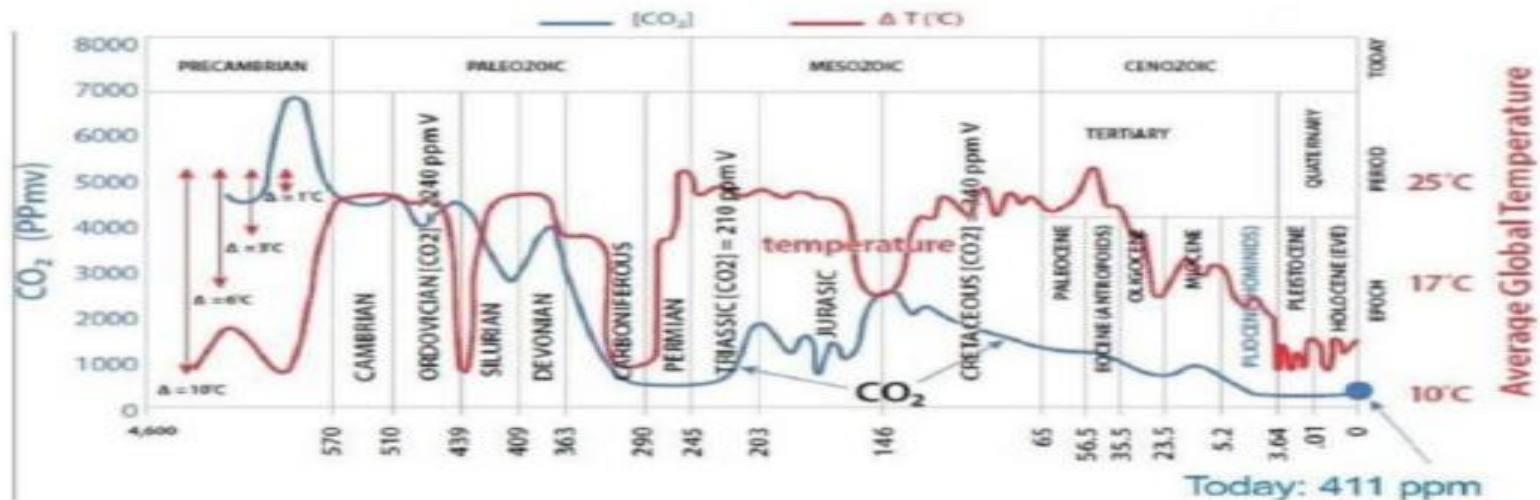
https://youtu.be/pHCCE-sw_Sc William Harper discussion on CO₂

5) What could have caused changes in CO₂ levels over geologic time?

Graphs showing both temperature and CO₂ levels changed over last 600 million years

- From about 550 to 350 million years ago (the Paleozoic Era), while life was restricted to the oceans, CO₂ fluctuated from 10 to 25 times higher than today's levels. CO₂ dropped sharply in response to the appearance and spread of land plants about 350 million years ago, then shot up again during the Mesozoic Era..
- From peak CO₂ values of more than ten times the current levels 150 million years ago, CO₂ began a long, gradual decline to today's low levels, as seen in the ice core samples.

Geological Timescale: Concentration of CO₂ and Temperature fluctuations



1- Analysis of the Temperature Oscillations in Geological Eras by Dr. C. R. Scotese © 2002; 2. Ruddiman, W.F. 2001. *Earth's Climate: past and future* W.H. Freeman & Sons, New York, NY; 3 - Mark Pegani et al. *Marked Decline in Atmospheric Carbon Dioxide Concentrations During the Paleocene*. *Science*, Vol. 309, No. 5734; pp. 600-603. 22 July 2005. Retrieved on 07 July 2008 (CO₂: Ordovician Period).

Reconstructed atmospheric carbon dioxide concentrations (Berner, 2001) & global mean surface temperature (Scotese, 1999) over the last 550 million years.

Reference book: Fake Invisible Catastrophes and Threats of Doom page 38

Reference book The Real Inconvenient Truth page 77, 81

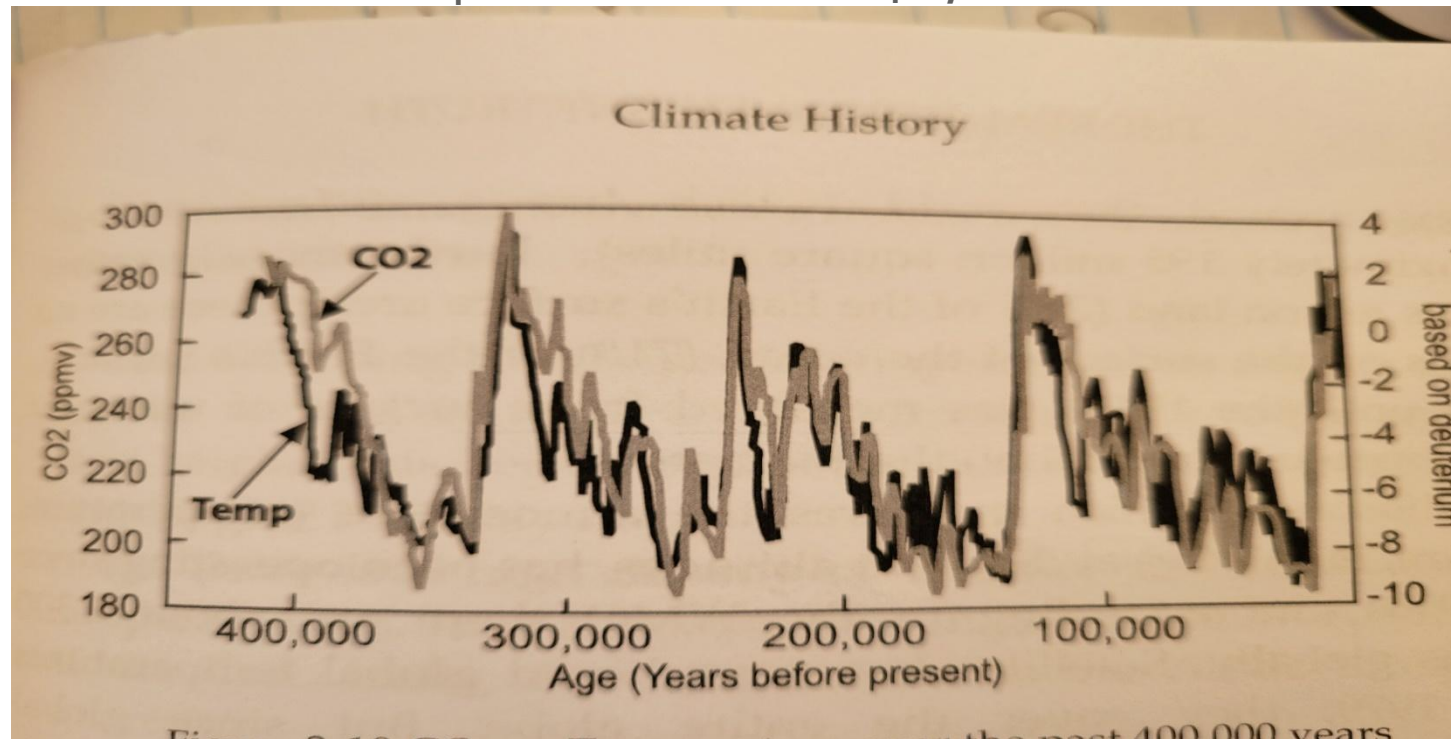
[What's the hottest Earth's ever been? | NOAA Climate.gov](https://www.noaa.gov/what-is-the-hottest-earth-ever-been/)

5) What could have caused changes in CO₂ levels over geologic time?

Graphs showing both temperature and CO₂ levels changed over last 400,000 years

- Because of the oceans' volume and depth, it takes much longer for oceans to warm from increasing temperatures than for land. Colder and denser water absorbs CO₂. As temperature increases, warming oceans slowly release CO₂ into the atmosphere. As seen in these historic ice records, CO₂ increases occur in response to temperature increases and therefore do not cause these temperature increases.

CO₂ vs Temperature Over the Past 400,000 Years



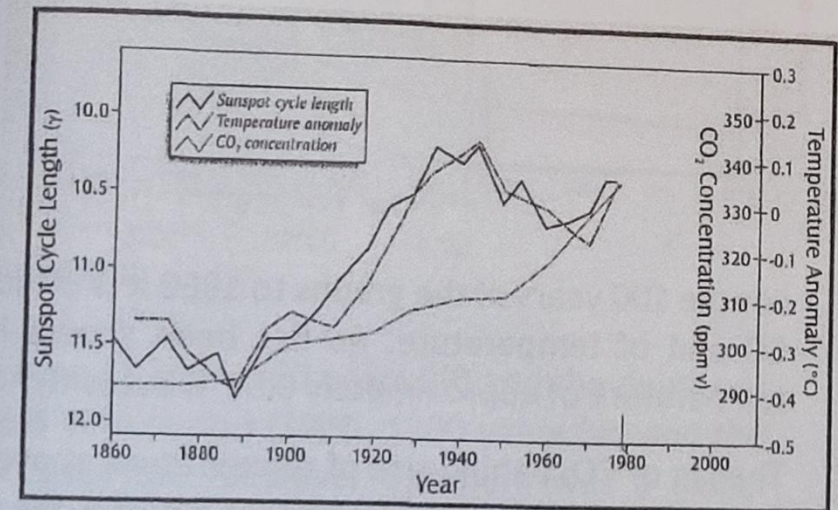
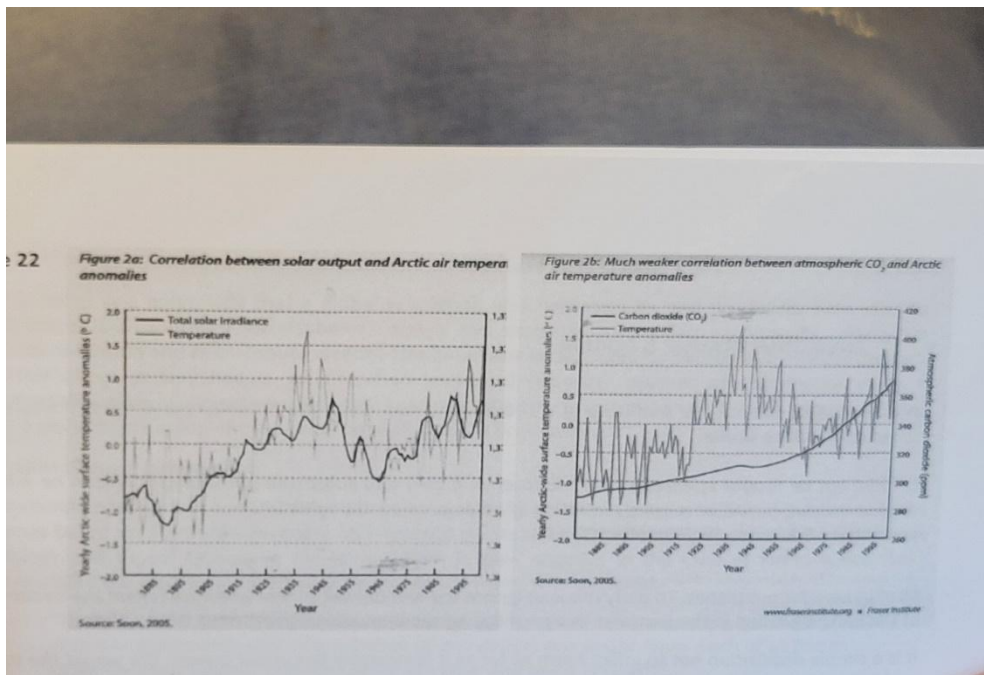
Reference book:: The Inconvenient Real Truth page 80, 81

Source Adapted from U.S.Dept. of Energy

6) Is Climate change mainly caused by mankind's emissions of CO₂?

1) Graphs showing correlations between solar output, temperature and CO₂

- There is no correlation of temperature increase with a rise in CO₂ concentrations.
- There is large and persistent correlation between solar activity and climate variations.
- Dramatic Sun effect examples are seasonal plus day and night temperature changes



Reference book: Climate All Is Well, All Will Be Well page 28, 29

Source: Soon, 2005; www.fraserinstitute.org

[Henrik Svensmark & Nir Shaviv - How the sun regulates our climate – YouTube](#)

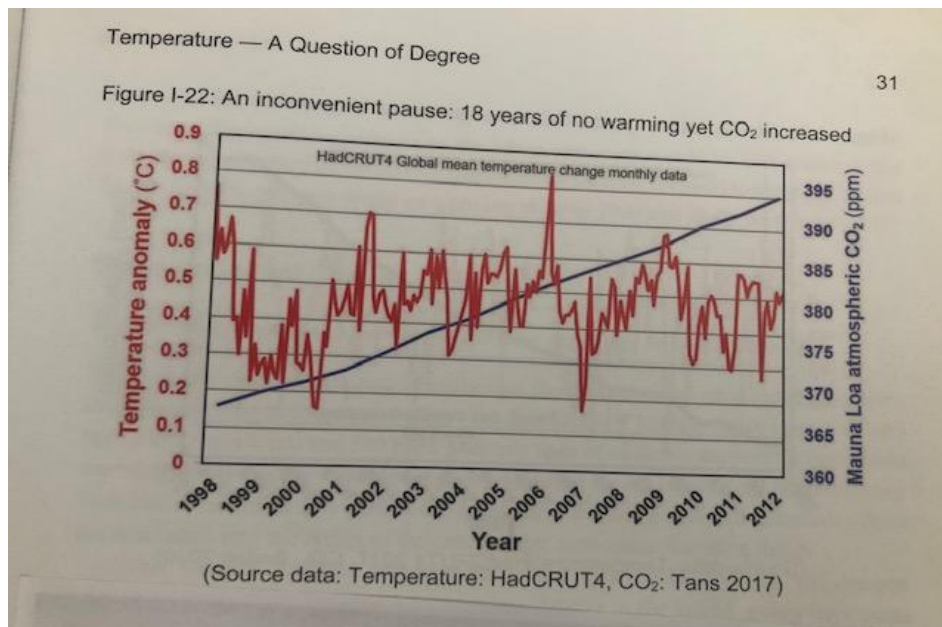
[info/global-warming-is-caused-by-the-sun-not-co2/](#) 33 bullet points proving 'Global Warming' is caused by the Sun and not CO₂ by Dr. Roger Higgs

6) Is Climate change mainly caused by mankind's emissions of CO₂?

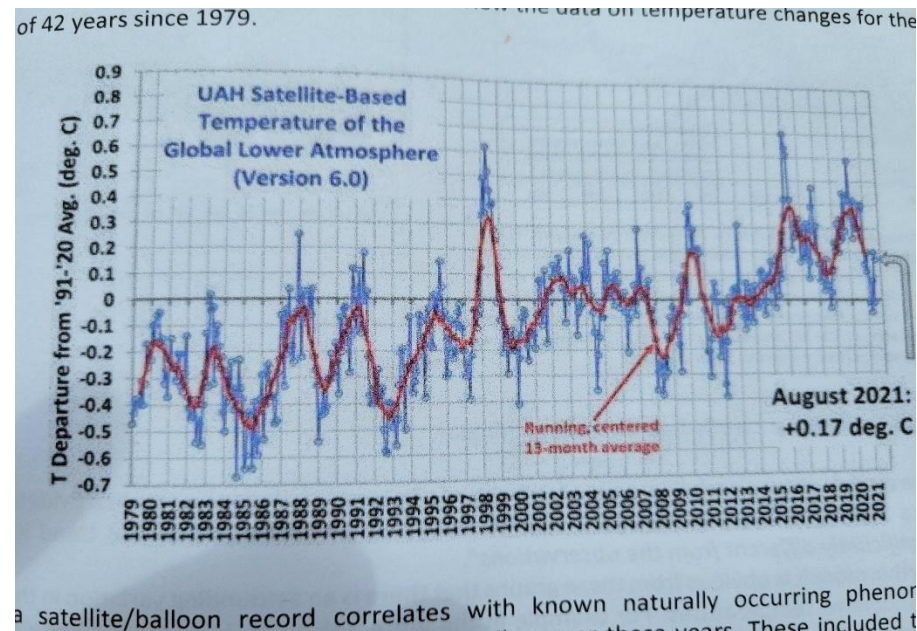
1) Graphs showing global temperature and CO₂ levels

- Recent mankind CO₂ emissions increased CO₂ levels from 180 ppm to 415 ppm
- The UAH data show warming of the atmosphere since 1979 of 0.56 degrees C while CO₂ atmospheric density increased since 1979 by 80 ppm (24%)
- Since 1979 CO₂ levels have risen dramatically while temperatures rose only slightly

1998 – 2012 Temperature and CO₂ changes



1979 – 2021 Global Temperatures Changes



Reference book: Inconvenient Facts page 31

Source: Temperature HadCRUT4 CO₂ Tans 2017

Reference Book: Climate All is Well, All Will Be Well page 19

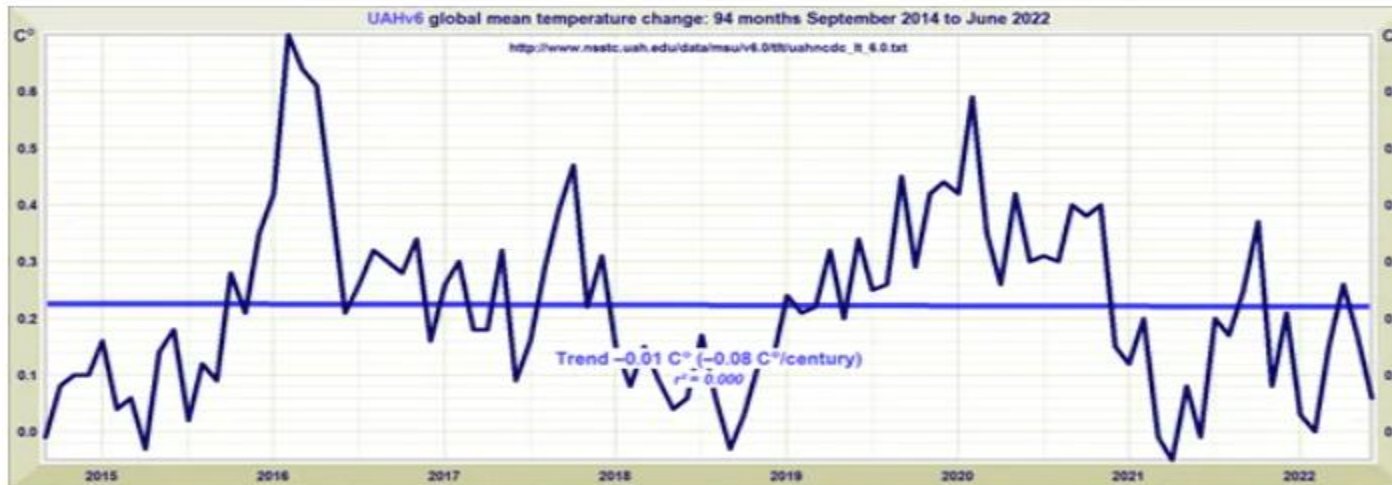
Source: UAH Satellite Based Temperature

6) Is Climate change mainly caused by mankind's emissions of CO₂?

1) Graphs showing global temperature pause (flat temperatures) for 18 years

- CO₂ levels have risen continuously since 1998 yet global temperatures were flat for 18 years

Global Mean Temperature Change September 2014 – June 2022



This Pause, like its predecessor, which was an impressive 18 years 8 months (UAH), or 18 years 9 months (HadCRUT4), is, as always, not cherry-picked. It is derived from the UAH monthly global mean lower-troposphere temperature anomalies as the period from the earliest month starting with which the least-squares linear-regression trend to the most recent month for which data are available does not exceed zero. Whatever the data show, I show. Or, in the immortal words of Dr Roy Spencer, speaking of his dataset, "It is what it is". In that splendid dictum speaks all true science.

The least-squares trend, which Professor Jones at the University of East Anglia used to recommend as the simplest and most robust method of deriving global-temperature trends, takes due account of all monthly values, not merely of the starting and ending values.

6) Is Climate change mainly caused by mankind's emissions of CO₂?

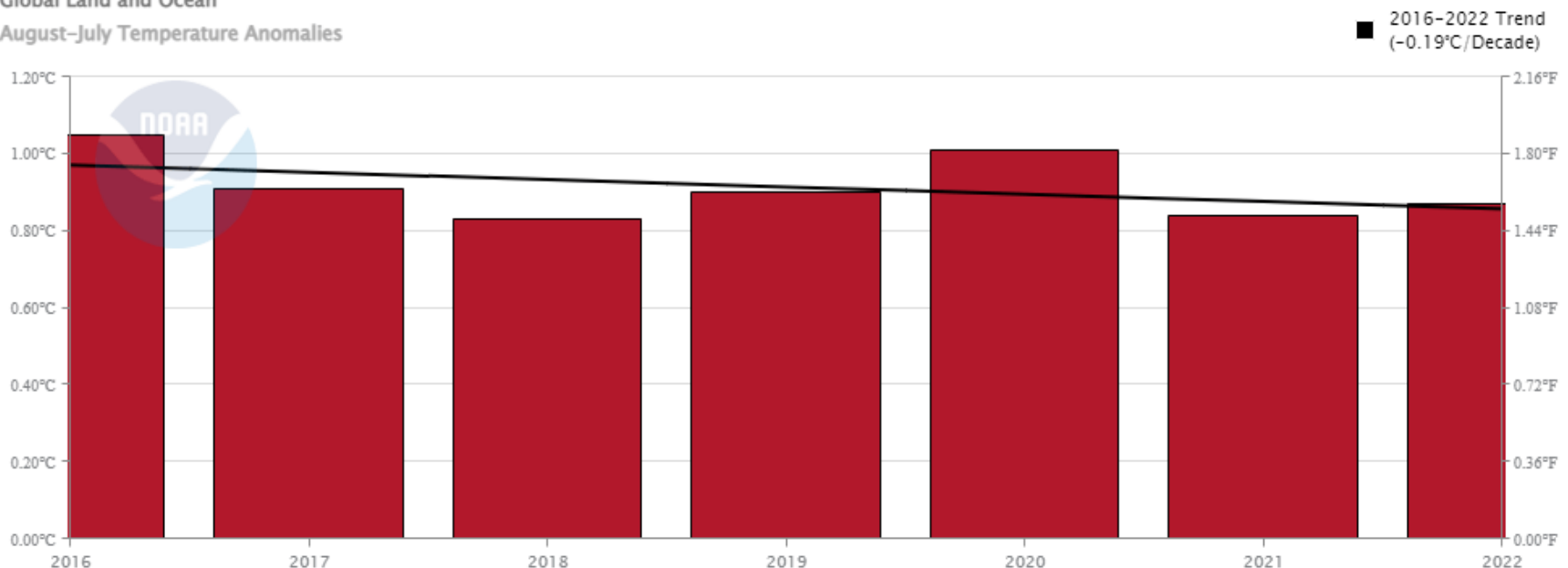
NOAA released in January the year-end global temperature data for 2022

NOAA shows that since 2015 there has not been any global warming despite the emission of more than 450 billion tons of CO₂ emissions

- The agency's 'Global Time Series' temperature tool plots the current 'Land and Ocean' rate of decrease as **0.19°C per decade**, up from a decrease of 0.11°C per decade at the start of the year

NOAA CHARTS REVEAL RESENT GLOBAL COOLING

Global Land and Ocean
August-July Temperature Anomalies

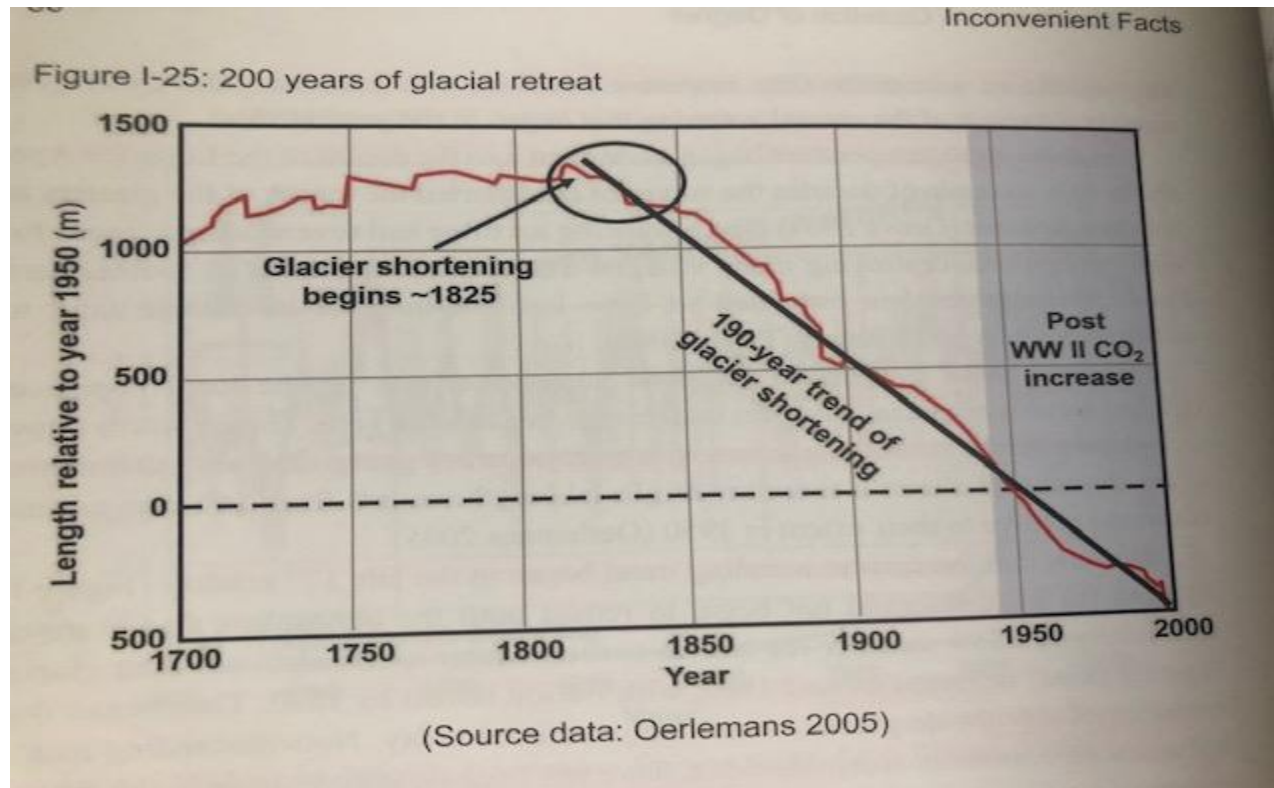


6) Is Climate change mainly caused by mankind's emissions of CO₂?

Graph showing rate of glacial retreat between 1700 and 2000 with period of increasing CO₂

- The rate of glacier shortening and ice melting has remained constant since about 1825 and does not appear impacted by recent, higher CO₂ levels.

200 Years of Constant Glacial Retreat



Reference book: Inconvenient Facts page 36

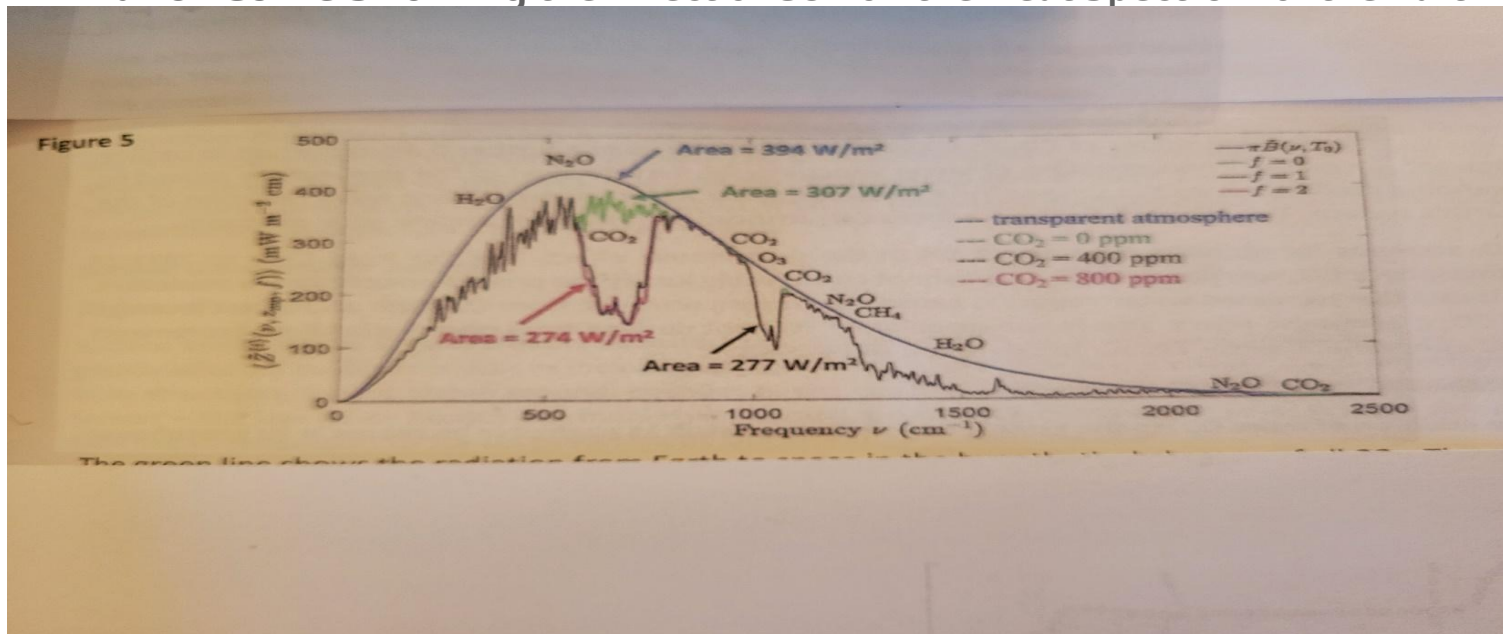
Source: Oerlemans 2005

7) What is impact of increasing CO₂ emissions on climate warming?

Planck curve shows the insignificant impact of doubling atmospheric CO₂

- The absorption sensitivity of CO₂ reduces logarithmic (twice as much CO₂ is needed for the same added impact).
- Max Planck delineated the spectrum of radiation from warm bodies. The horizontal scale is the frequency of thermal radiation. The vertical scale is the thermal power going out into space. The area under the curve corresponds to the cooling power of the radiation. If there were no greenhouse gases the radiation into space would be comprised within the upper blue curve.
- The infrared radiation from Earth to space with CO₂ at 400 ppm is shown by the jagged black line. The red line is what the Earth would radiate into space if the concentration of CO₂ were to double to 800 ppm.
- The impact of doubling CO₂ from 400ppm to 800ppm, according to basic physics, is only 0.71C of warming.

Planck Curve Showing the Effect of CO₂ on the Heat Spectrum of the Earth



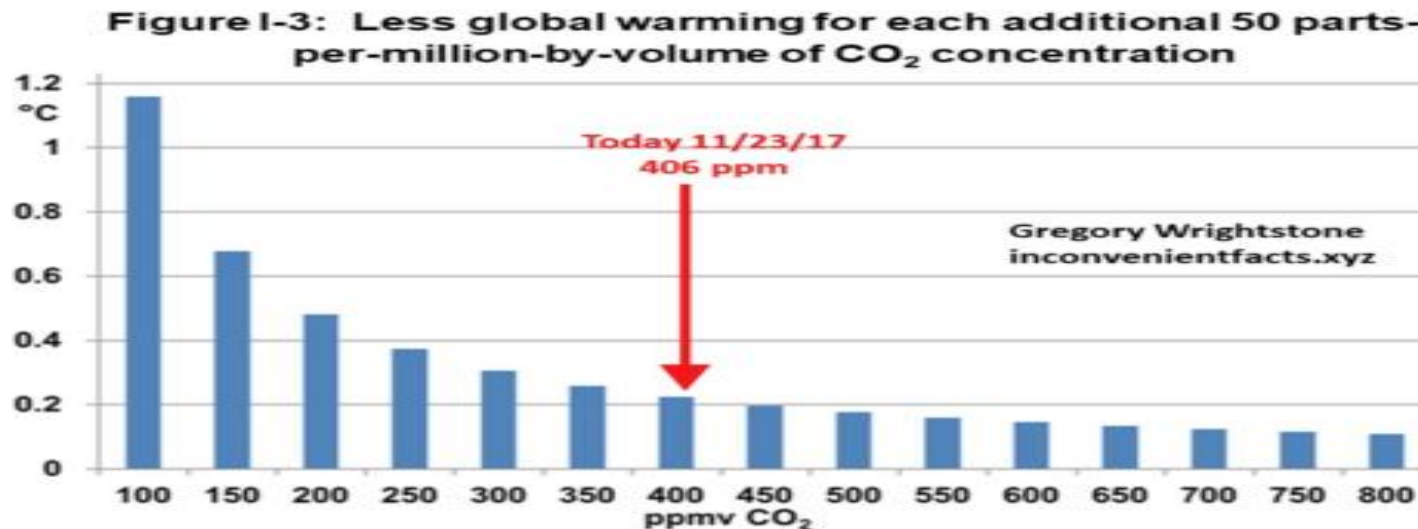
Reference: Climate All Is Well, All Will Be Well Jeremy Nieboer page 13

7) What is impact of increasing CO₂ emissions on climate warming?

Graph shows warming impact decreases with additional atmospheric CO₂

- The warming effect of CO₂ declines (logarithmically) as its concentration increases.
- Adding more CO₂ has an ever-decreasing impact on the Greenhouse gas effect on climate.
- From 1898 to 1998 global temperatures increased 0.8C and CO₂ increased from 295 ppm to 367 ppm. Since 1998 CO₂ increased from 367 ppm to 420 ppm, half of the previous increase, while temperatures rose slightly.

Temperature Impact Decreases with Increased CO₂



Reference: Inconvenient Facts page 7 plus 208

www.ronaldbarmby.ca

Graph calculated using IPCC's formula Courtesy Monckton 2017

Ivan Giaver <https://www.foreignpolicyjournal.com/2016/01/01/nobel-laureate-ivar-giaever-on-climate-change/>

https://youtu.be/pHCCE-sw_Sc William Harper discussion on CO₂

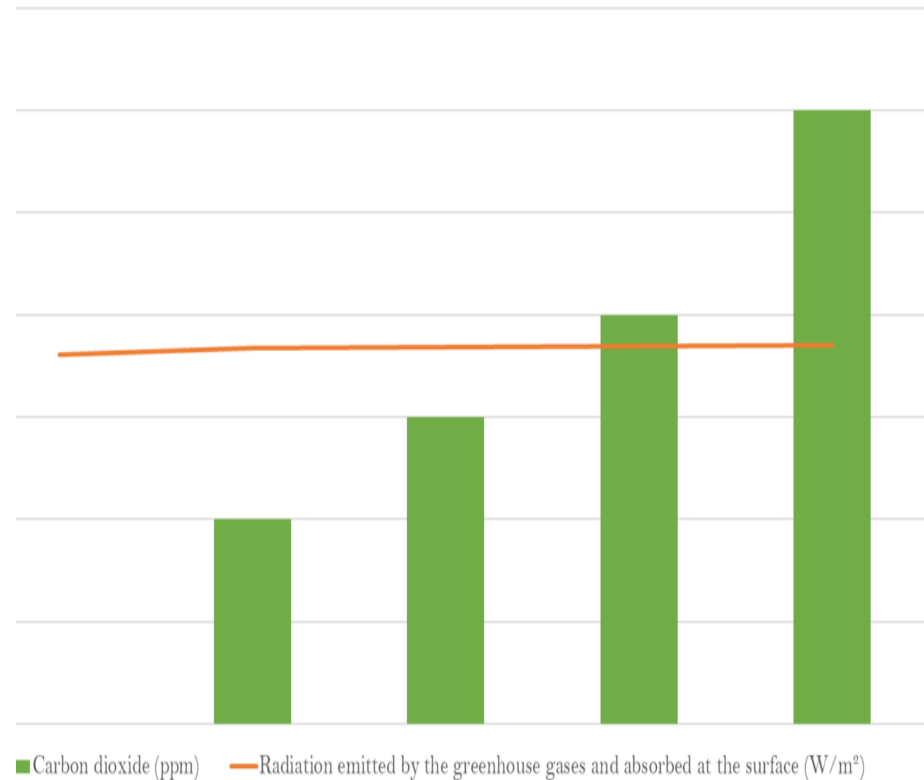
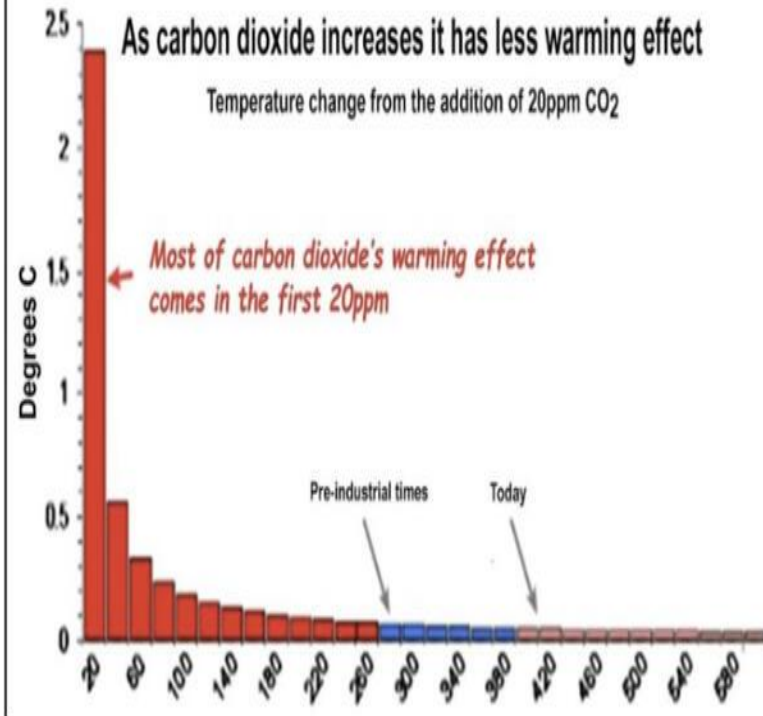
(2046) This Well Known Effect Breaks the Climate Narrative – YouTube Richard Lindzen - CO₂ impact on temperature

7) What is impact of increasing CO₂ emissions on climate warming?

CO₂ has almost no effect on global temperature says leading climate scientist

PUBLISHED ON OCT 10, 2022

Rising CO₂ concentration makes almost no difference to the strength of the greenhouse effect



As CO₂ concentration increases from 0 to 600 parts per million (green bars), the total strength of the greenhouse effect, measured as the energy the greenhouse gases radiate to the Earth's surface, barely changes (orange line). Source: [Kininmonth 2022](#)

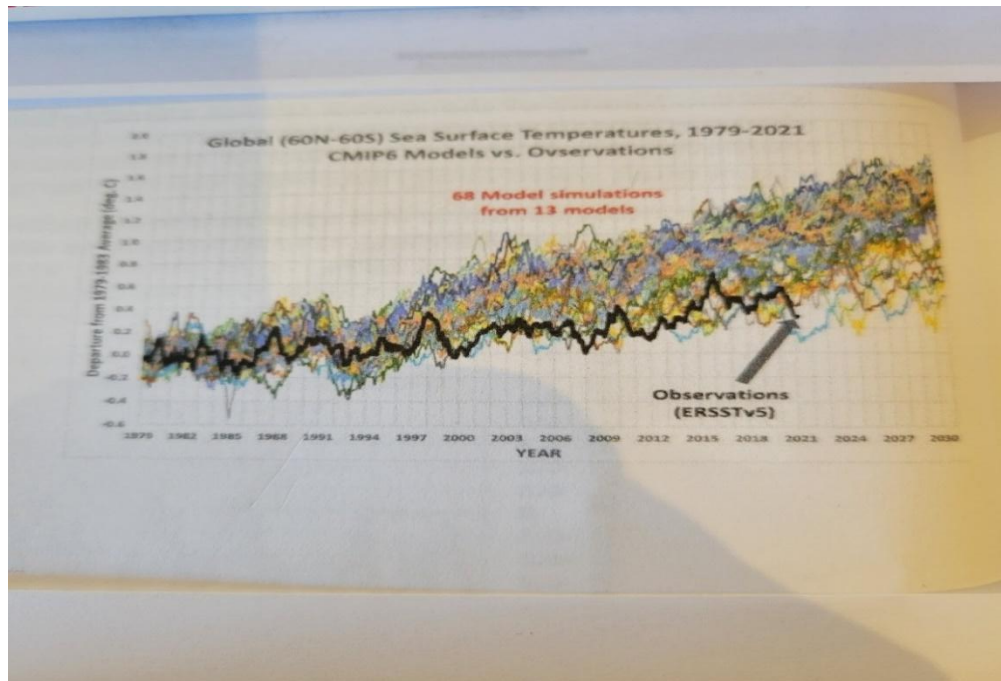
7) What is impact of increasing CO₂ emissions on climate warming?

Climate models significantly over estimate actual trend of climate change

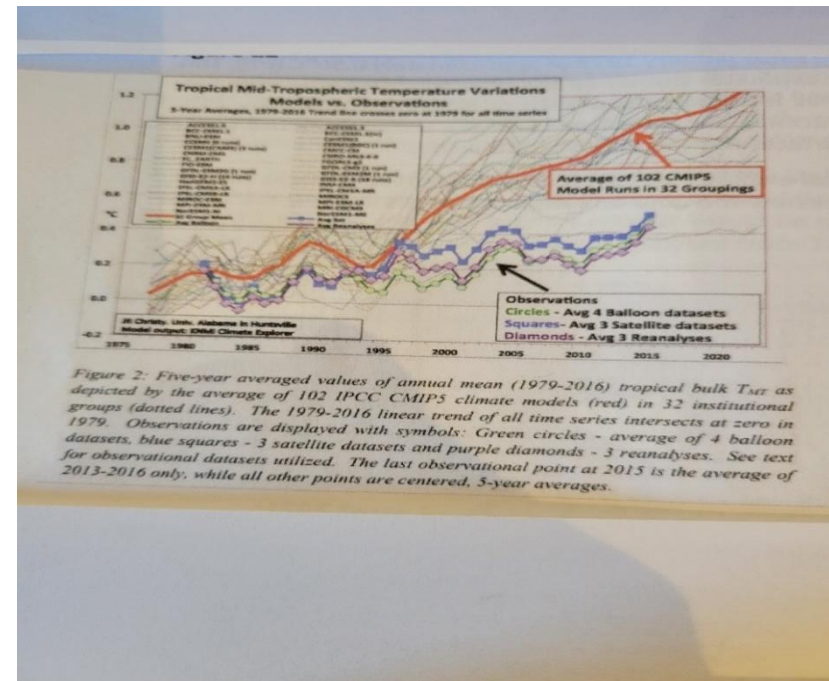
- The left-hand graph shows the ocean surface temperatures and the CMIP6 climate model simulations from 13 different climate models that underwrite the IPCC 2012 report. The 42 years of observations from 1979 show warming as occurring much more slowly than the average climate model predicted
- The right-hand graph shows the average of 102 climate models of the IPCC shown against the actual observed atmospheric temperature record from three sources – satellite, balloon and reanalyses

Computer climate models vs actual results

Ocean surface temperatures



Atmosphere temperatures

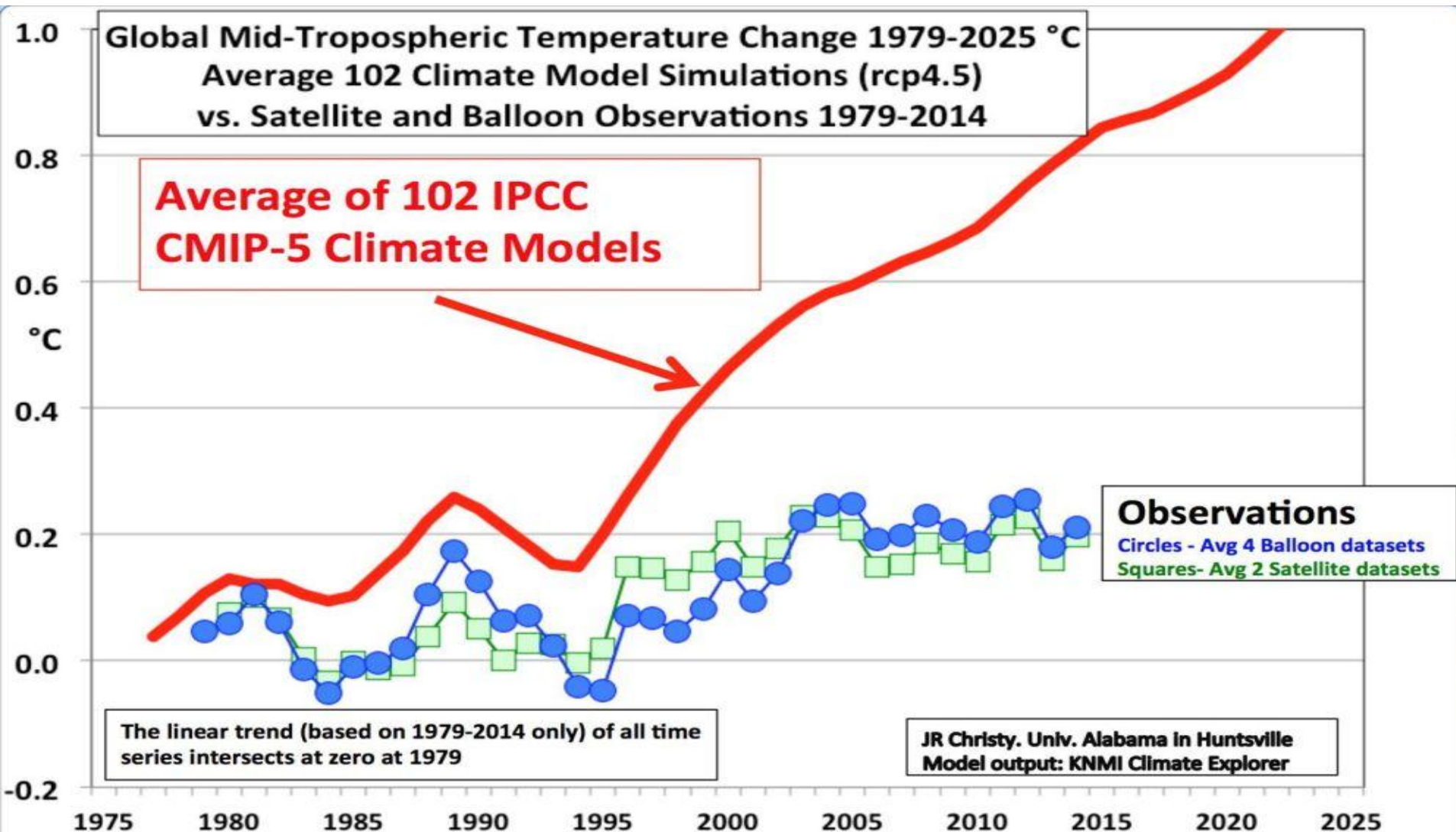


Reference: Climate All Is Well, All Will Be Well Jeremy Nieboer page 20017

Source: J.R. Christy, Univ. of Alabama; KNMI Climate Explorer

7) What is impact of increasing CO₂ emissions on climate warming?

Climate models significantly over estimate actual trend of climate change

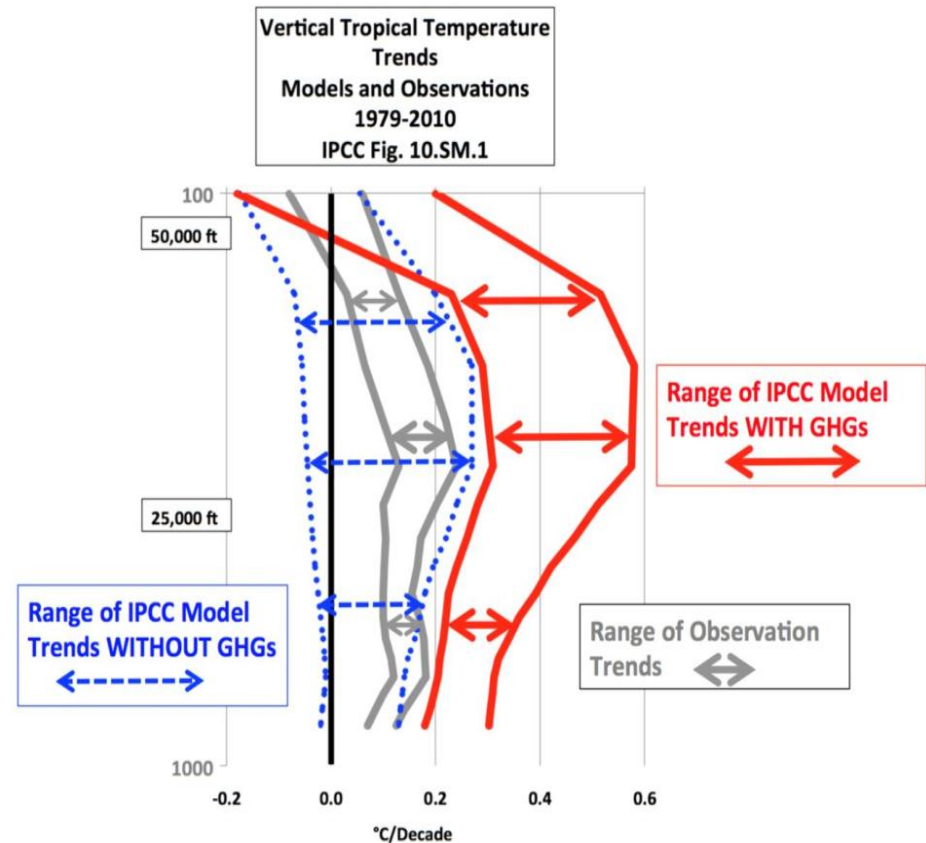
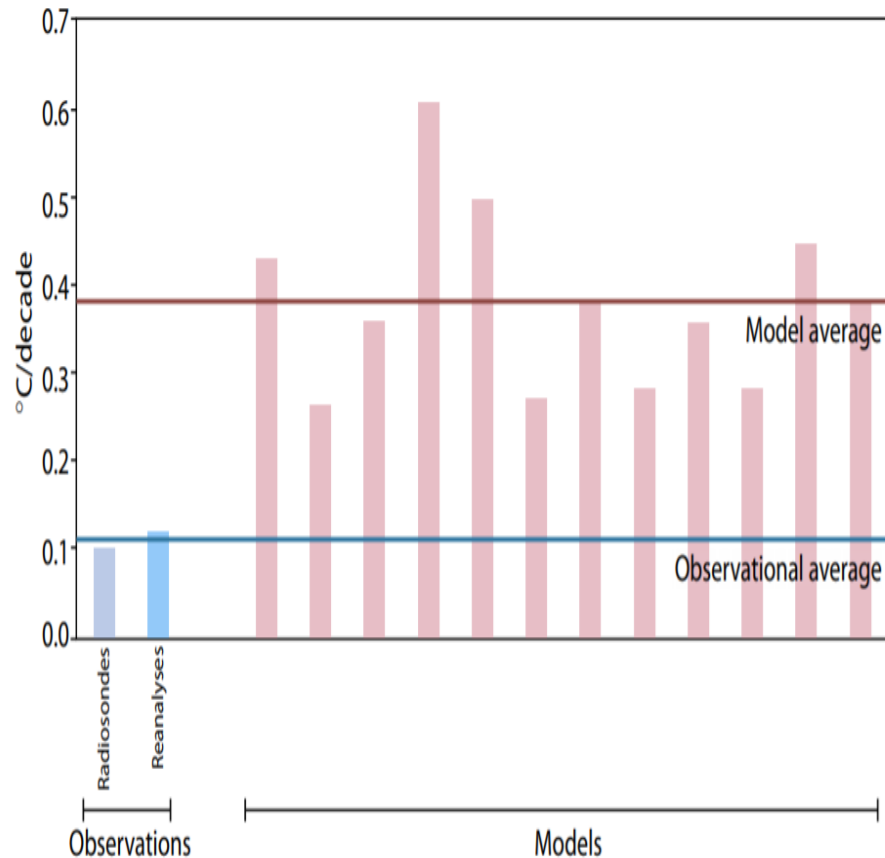


Reference: [John Christy: The Climate Real Deal | Science Matters \(rclutz.com\)](http://www.rclutz.com)

7) What is impact of increasing CO₂ emissions on climate warming?

Climate models significantly over estimate actual trend of climate change

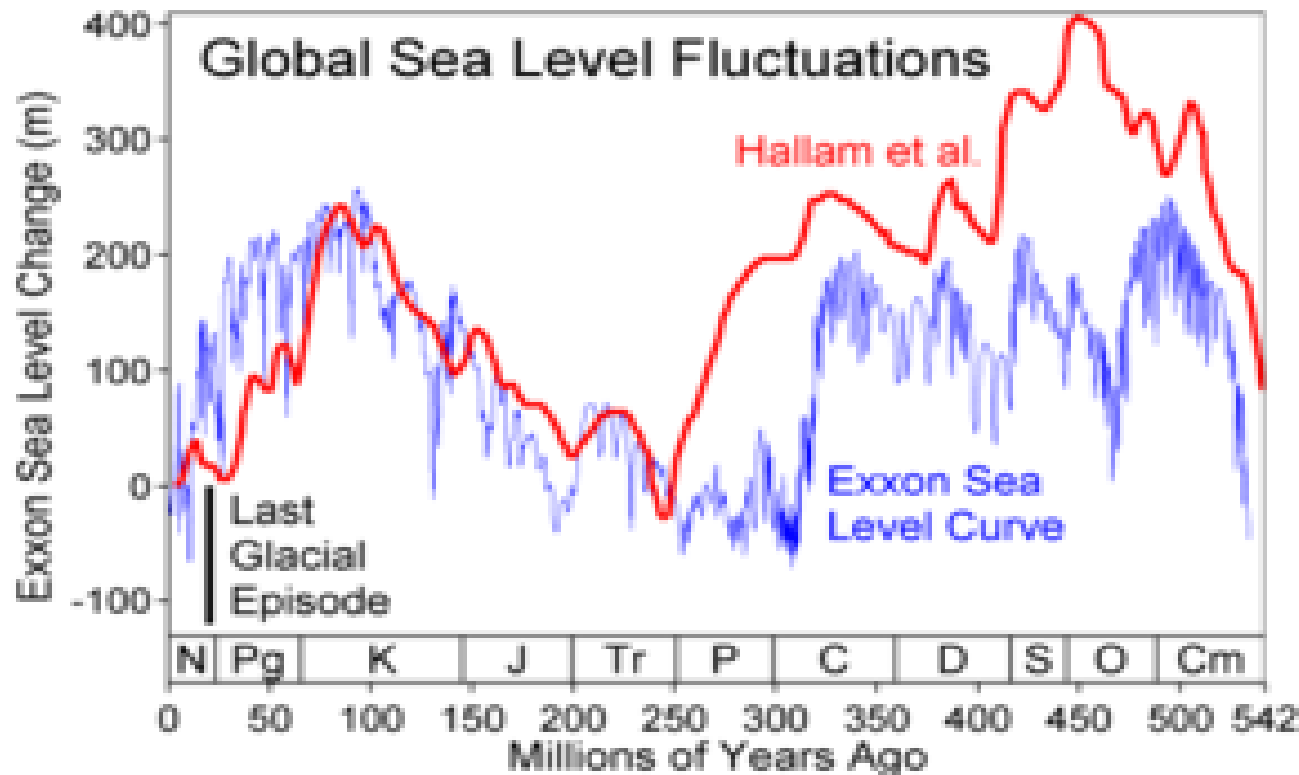
Computer climate models vs actual results



8) Is sea level rise and rate of rise unusual and a major concern ?

Two independent graphs showing sea level changes over last 542 million years

- Global sea level has changed significantly over Earth's history and change is not new.
- 6,000 years ago the average sea level was more than 6 feet higher than today.
- The main factors affecting sea level are the amount and volume of available water, including water taken up as ice caps and the shape and volume of the ocean basins.



- Geologists have used this global sea level change information to assist their exploration efforts.

Source: Wikipedia, Peter Vail publications

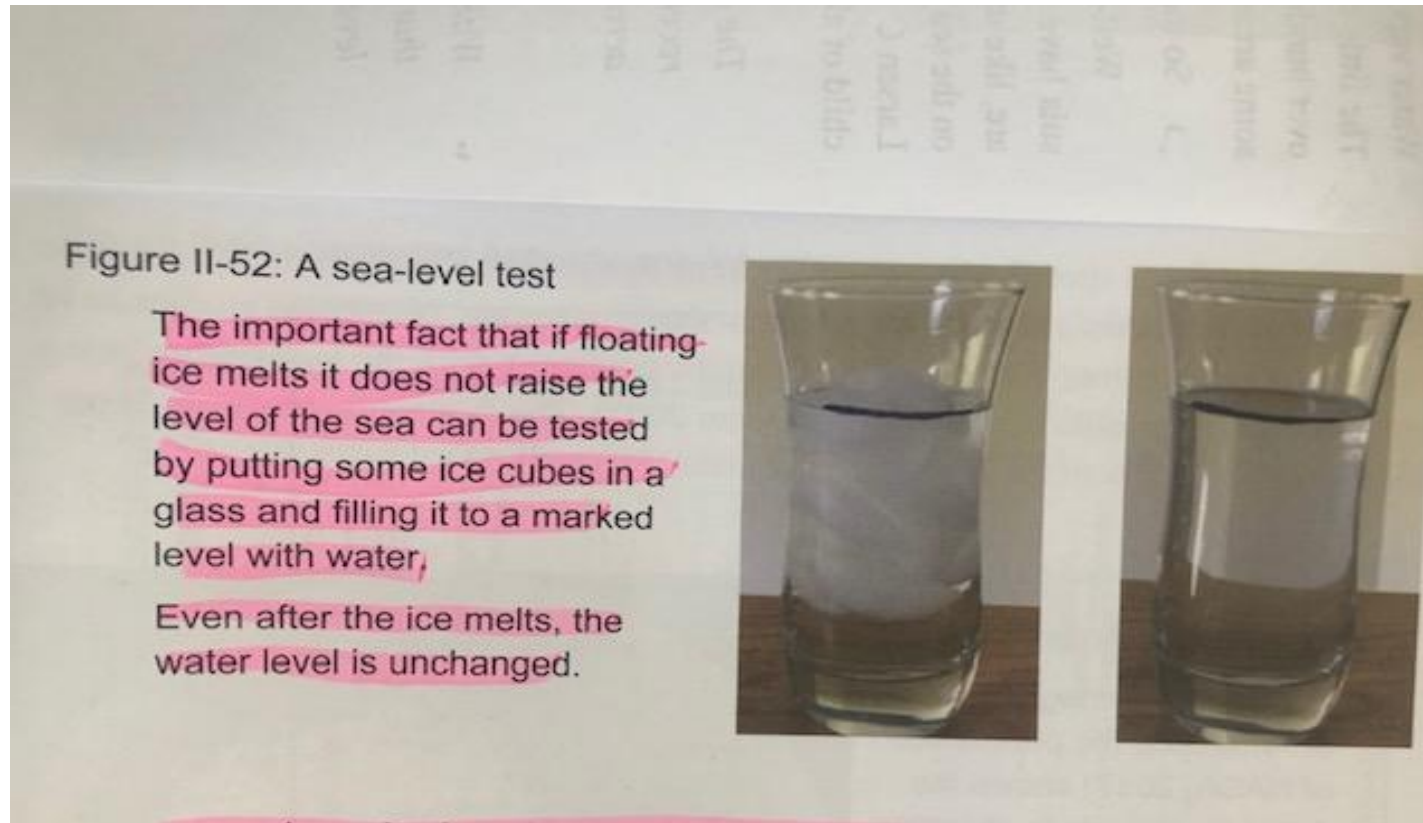
Source: Heaven and Earth, Global Warming and the Missing Science Plimer 2009

8) Is sea level rise and rate of rise unusual and a major concern ?

Basic physics: experiment showing impact of melting ice in water

- When ice in a glass of water melts, there is no change in water level.
- Melting the remaining polar ice caps that float on water will not impact sea levels; only the remaining ice on land can raise sea levels.

Water Level Test: Ice in Water and Melted Ice – No Change in Water Level

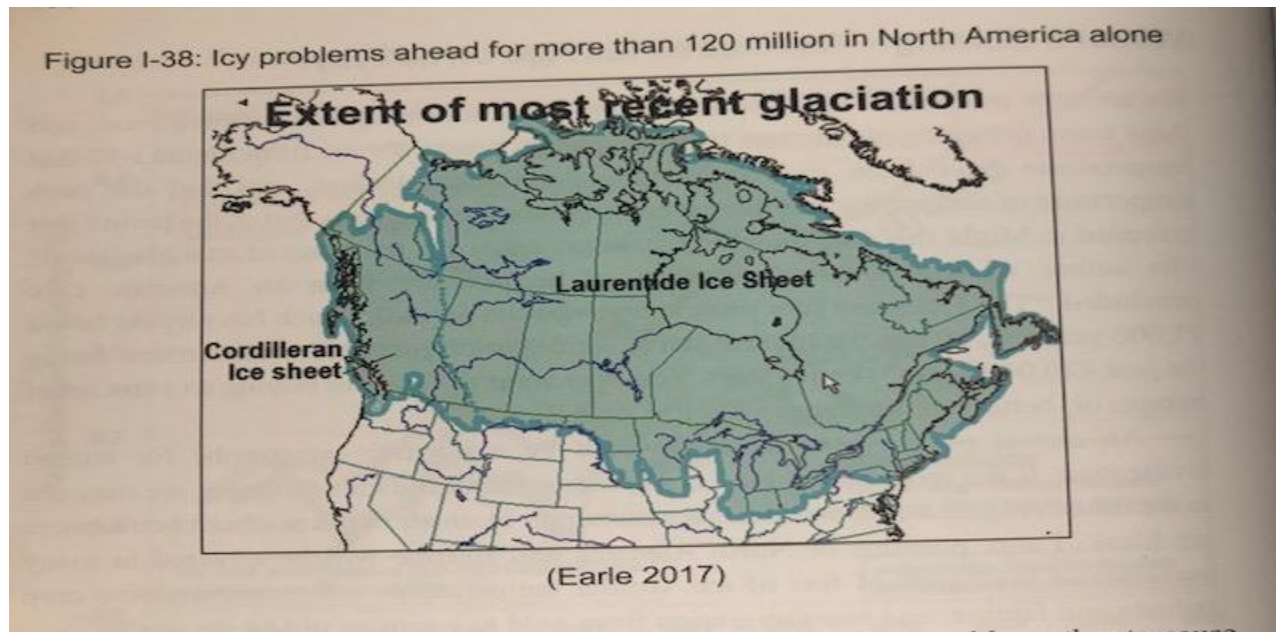


8) Is sea level rise and rate of rise unusual and a major concern?

Map showing extent of most recent glaciation over North America

- Most of North America's large ice cap has now melted and resulted in a previously experienced rapid rise in sea level. Only Greenland, Iceland, northern Alaska and northern Siberia now contain glaciers in the Arctic region.
- The global remaining ice caps on land are now much less with correspondingly less impact.
- Following glaciation, sea level rise was due to ice melting plus sea warming and expanding.

Extent of Most Recent, Melted North America Glaciation



Reference book: Inconvenient Facts page 50

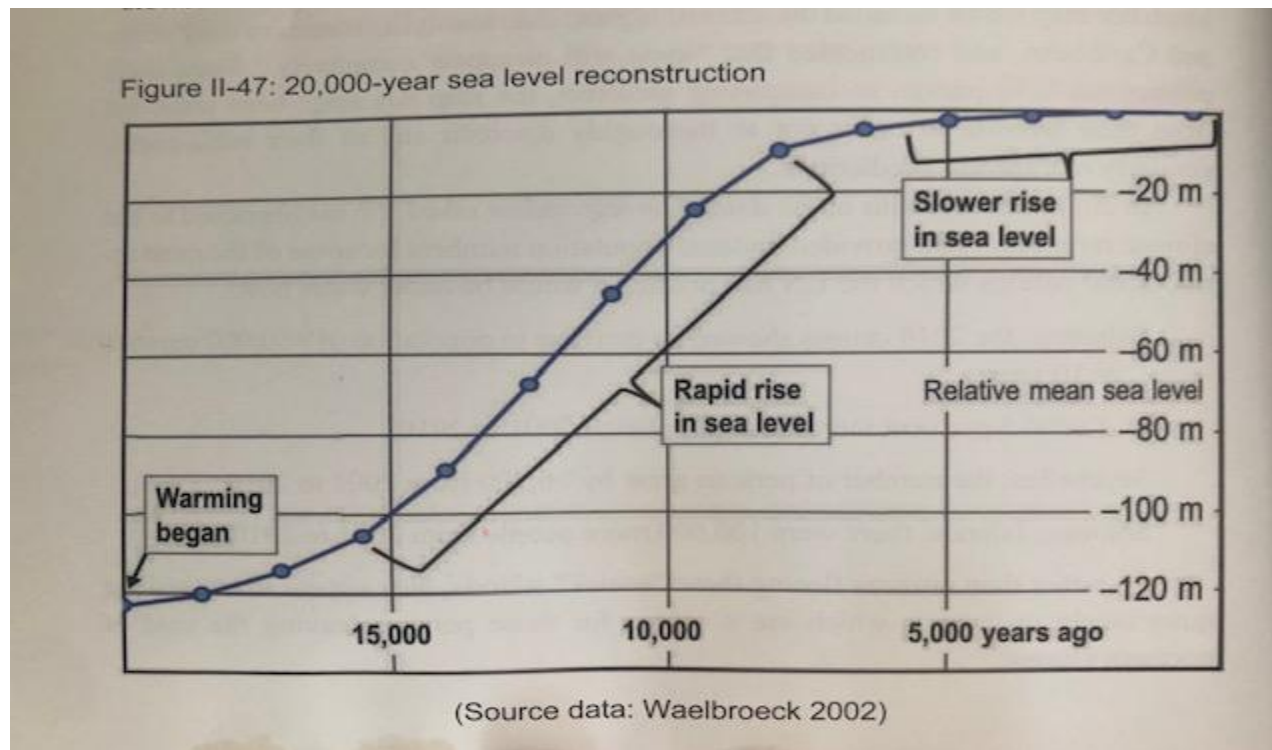
Source: Earle 2017

8) Is sea level rise and rate of rise unusual and a major concern?

Graph showing stages of sea level rate changes through melting ice cap over last 20,000 years

- Over the last 6 million years of several ice ages, the primary driver of sea level changes were periods of glaciation which locked up huge amounts of water drawing down sea levels followed by periods of melting and rising seas. Warming and thereby expanding seas added to rising sea levels.
- During warmer interglacial periods, melting ice from land yielded much higher sea levels with less recent impact

2000-Year Sea Level Reconstruction



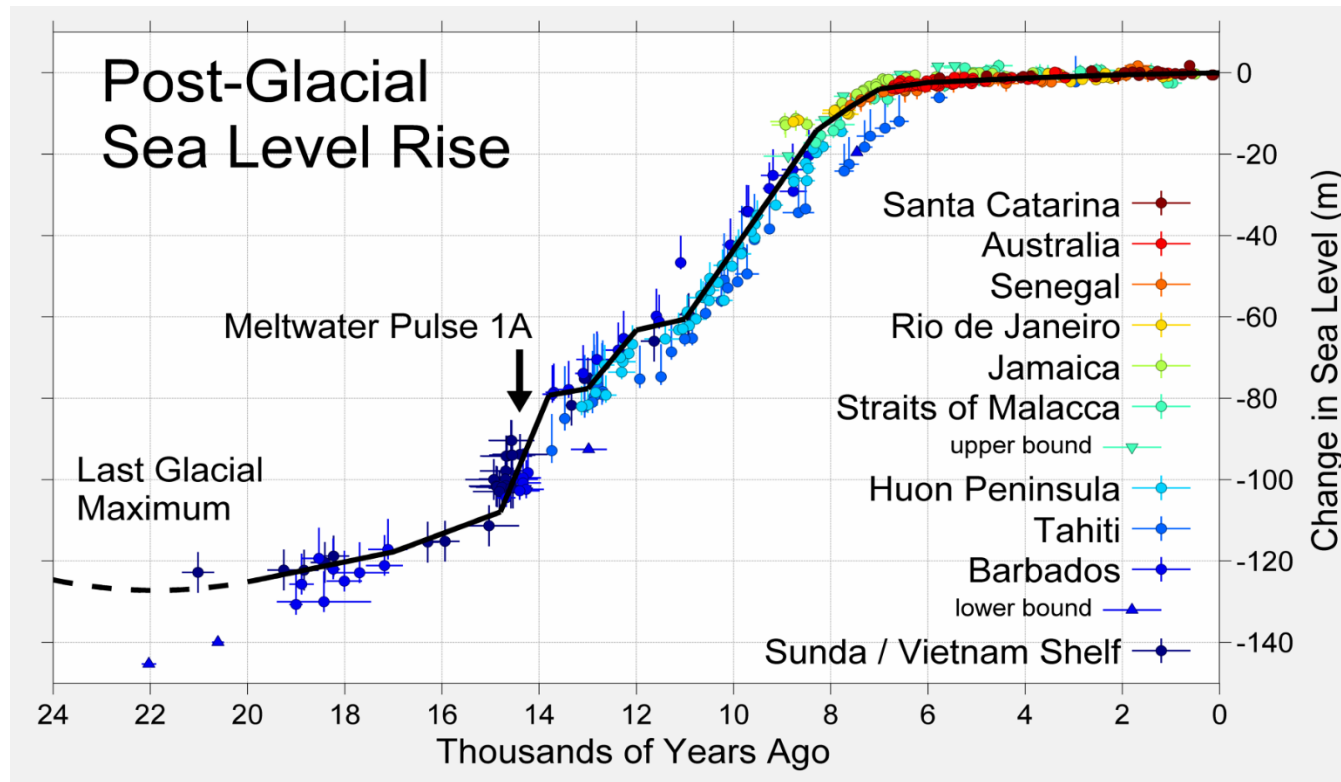
Reference book: Inconvenient Facts page 114

Source: Waelbroeck 2002

8) Is sea level rise and rate of rise unusual and a major concern?

Graph showing measured sea level changes through melting ice cap over last 24,000 years

- Since the melting of the North American ice cap, sea level rise has decreased dramatically and has been comparatively stable over the past 6,000 years
- Between 1901 and 2018, the globally averaged sea level rose by only 15 to 25 cm



Reference book: Fake Invisible Catastrophes and Threats of Doom page 63

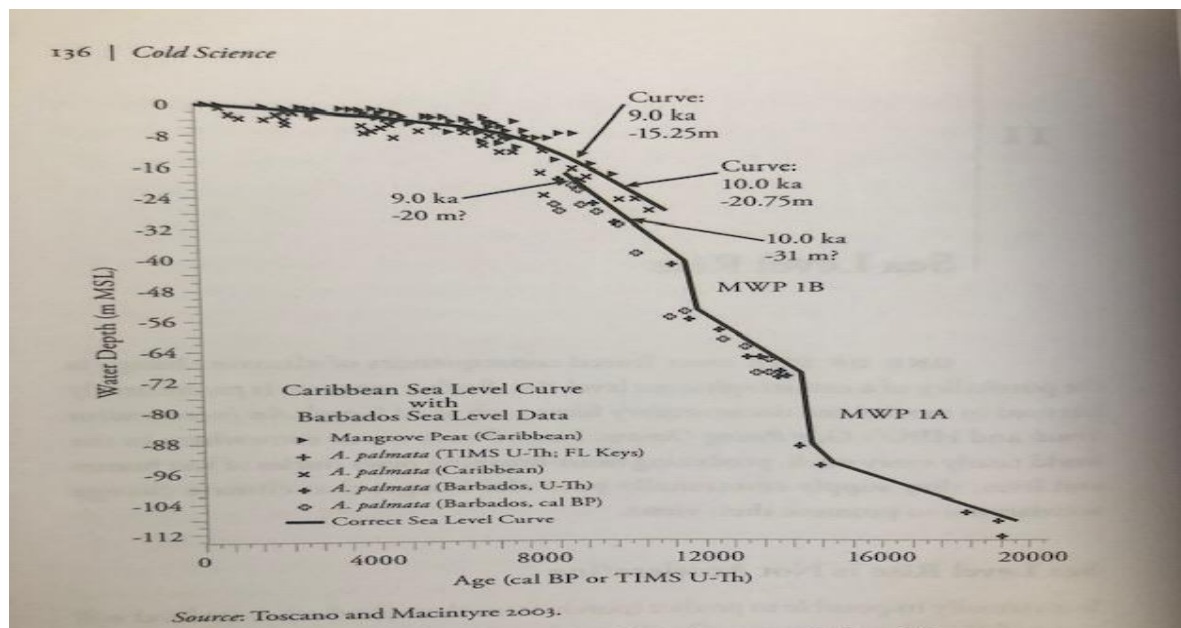
Source: Wikipedia

8) Is sea level rise and rate of rise unusual and a major concern?

Graph showing measured sea level changes through melting ice cap over last 20,000 years

- Sea level since the last glacial maximum, as deduced from coral and peat data, also shows the rapid sea level rise as continental ice sheets melted and a more modest rise since then.
- This modest rise was irrespective of global temperature fluctuations and recent increases in CO₂.

Post Glaciation Sea Level Rise



- Sea levels may continue to rise at these rates (about 20 cm per 100 years), but this is manageable.
- Societies can adapt to sea level rise in three different ways: implement managed retreat, accommodate coastal change, or protect against sea level rise through hard-construction practices like seawalls or soft approaches such as dune rehabilitation and beach nourishment. Focussing on reducing CO₂ emissions won't help.

Reference book Hot Talk Cold Science page 136

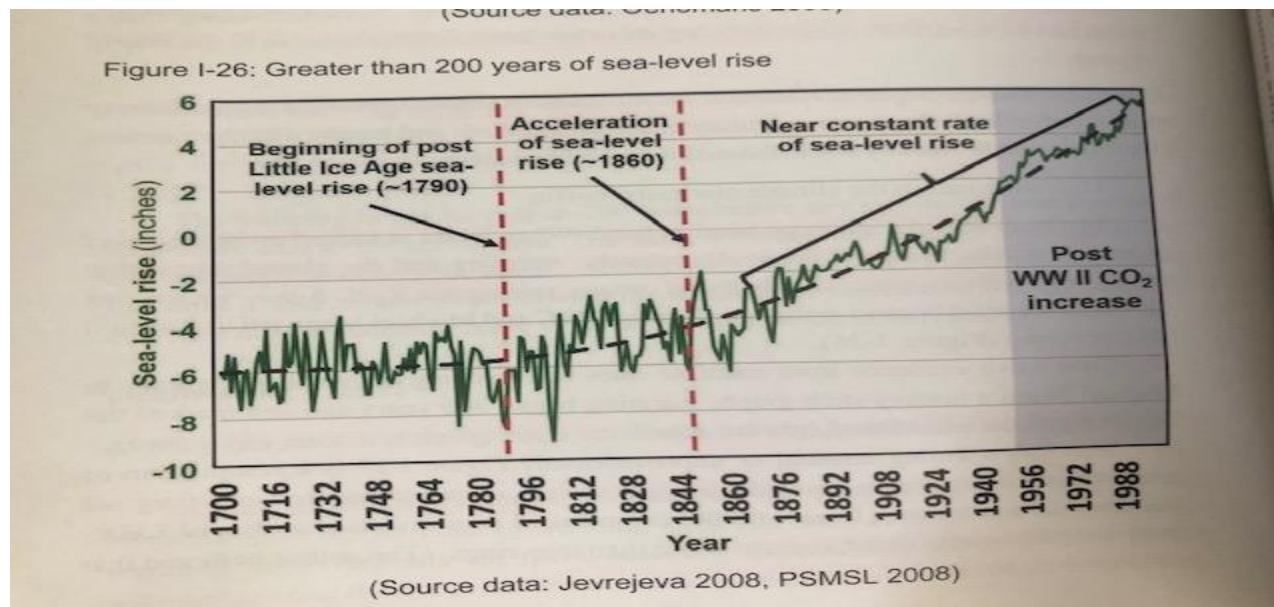
Source: Toscano and Macintyre 2003

8) Is sea level rise and rate of rise unusual and a major concern?

Graph showing rate of sea level rise between 1700 and 2000 with period of increasing CO₂ highlighted

- Sea level rise rates since 1844 have not changed with CO₂ increases.
- From 1898 to 1998 sea level has risen 20 cm, which is the same rate (20 cm per 100 years) over the previous 100 years – there was no change in the rate of sea level rise with more recent CO₂ increases.

Sea Level Rise 1700 - 1988



Reference book: Inconvenient Facts page 36

Source: Jevrejeva 2008, PSML 2008

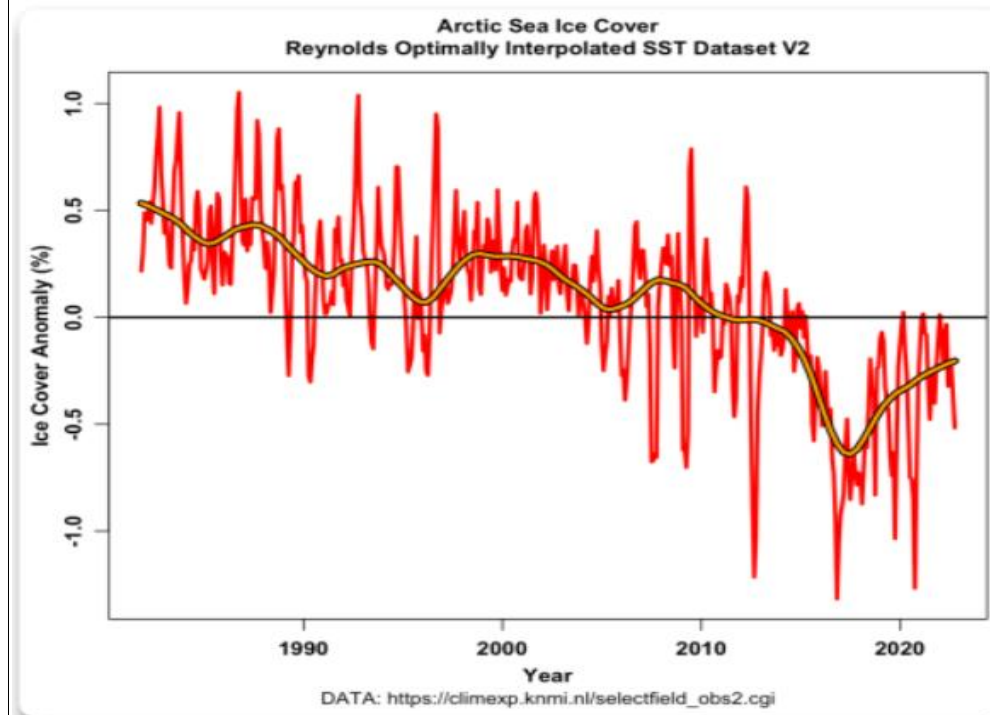

Video Ivan Giaever: <http://www.foreignpolicyjournal.com/2016/01/01/nobel-laureate-ivar-giaever-on-climate-change/>

8) Is sea level rise and rate of rise unusual and a major concern?

Changes in Arctic Sea Ice 1995 to 2022, no change in Antarctic ice

- Arctic Sea ice shows no change in minimum extent since 2007 with an increase since 2009
- Antarctica hasn't warmed over 70 years despite a rise in CO₂ levels

Changes in Arctic Sea Ice from 2001 to 2022



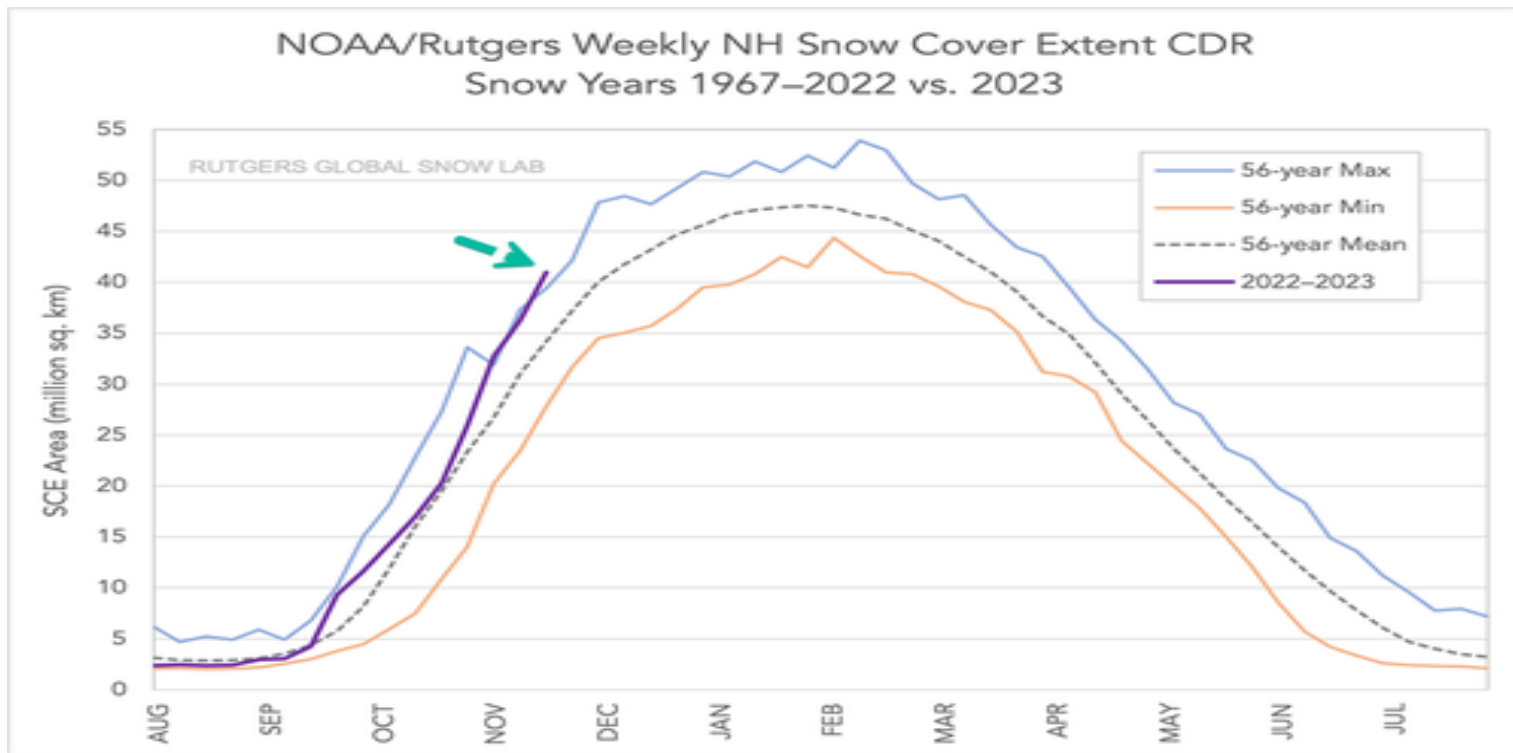
Source: https://nsidc.org/data/seaice_index/data-and-image-archive

<https://dailysceptic.org/2023/01/29/scientists-struggle-to-understand-why-antarctica-hasnt-warmed-for-over-70-years-despite-rise-in-co2/>

8) Is sea level rise and rate of rise unusual and a major concern?

Recent increase in snow fall levels in Northern Hemisphere

- NOAA and Rutgers University released new data that showed snow cover across the Northern Hemisphere reached the highest level since measurements began in 1967 and are currently above the 56-year mean



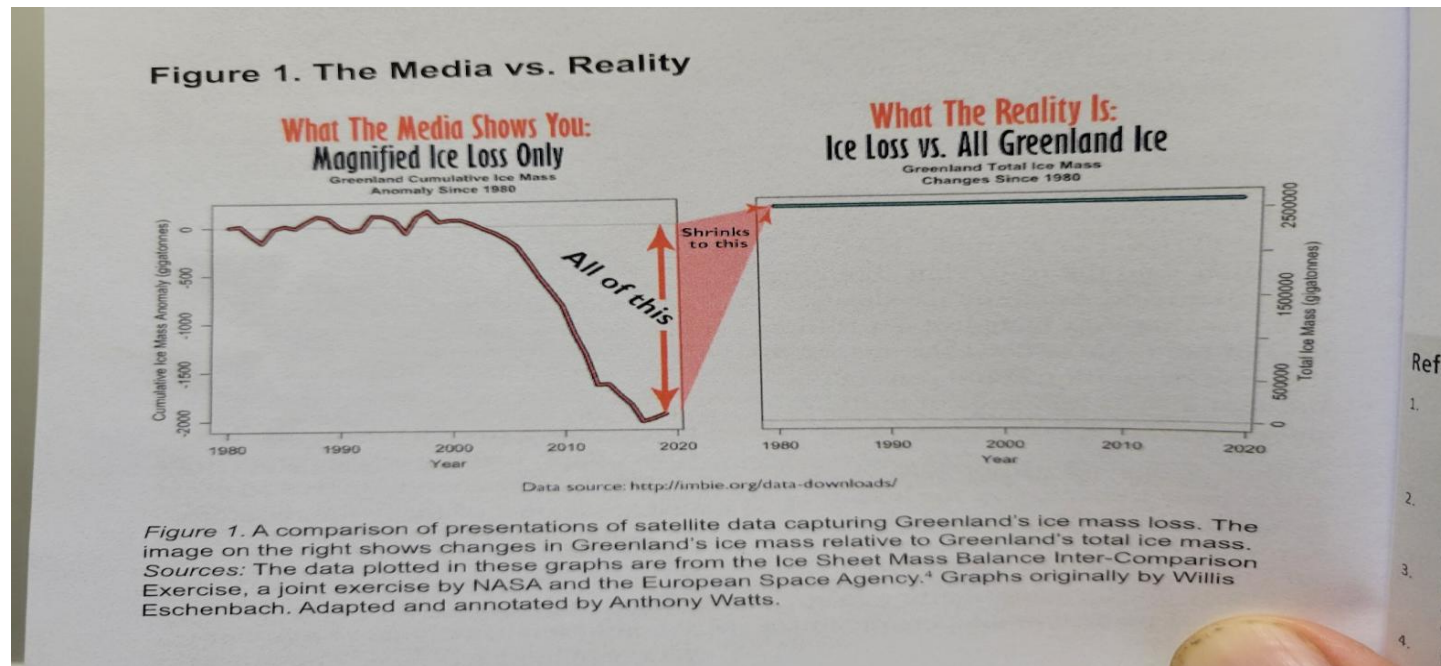
Source: NOAA and Rutgers University

8) Is sea level rise and rate of rise unusual and a major concern?

An example of misrepresenting information – recent loss versus total Greenland ice

- Climate activists claim the Greenland ice sheet is melting six times faster than it was 30 years ago, but 30 years ago it was not melting.
- When recent ice loss is compared to the full Greenland ice sheet, the loss is minimal.
- The Antarctic has been experiencing record sea ice coverage since satellite measurement began.

Recent Greenland Ice Sheet Melt vs Total Greenland Ice Sheet Size



Reference book: Climate at a Glance page 27, 28

Source: The Ice Sheet Mass Balance NASA and the European Space Agency

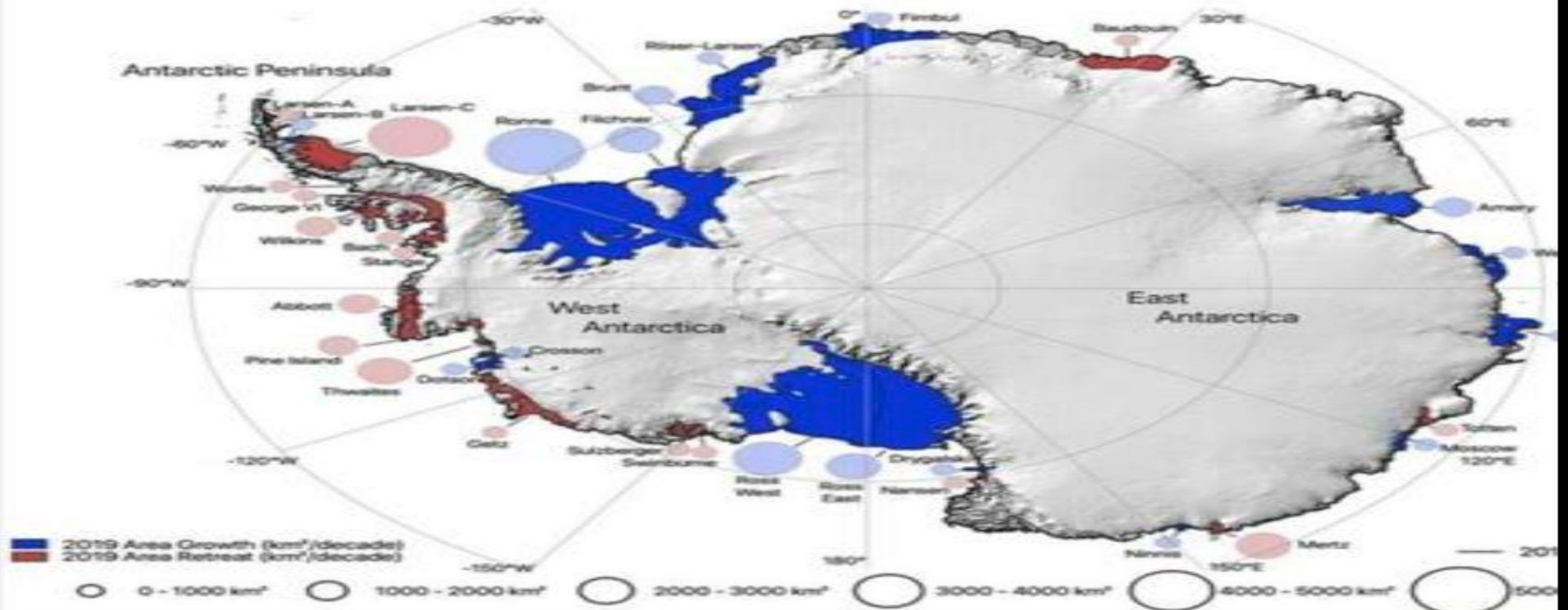
Reference Book: Cool It by Bjorn Lomborg page xiv Foreword

8) Is sea level rise and rate of rise unusual and a major concern?

Recent gain in Antarctic ice sheet

Antarctic ice shelves provide buttressing support to the ice sheet, stabilizing the flow of grounded ice and its contribution to global sea levels. Over the last decade, a reduction in the area on the Antarctic Peninsula (6693 km²) and West Antarctica (5563 km²) has been more than offset by growth in East Antarctica (3532 km²) and the large Ross and Ronne–Filchner ice shelves (14 028 km²).

Nature can't be fooled: New study reveals Antarctic ice shelf area has grown by 5305 km² from 2009–2019



tc.copernicus.org • 4 min read

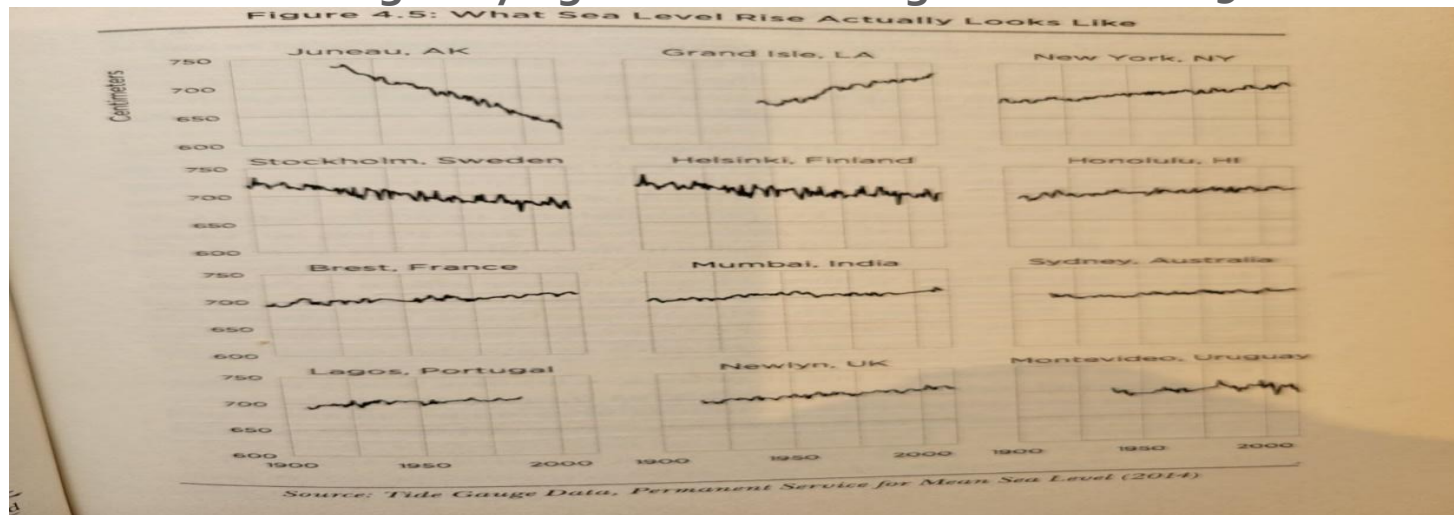
Change in Antarctic ice shelf area from 2009 to 2019

8) Is sea level rise and rate of rise unusual and a major concern?

Area comparisons of changing sea levels between 1900 and 2000

- Given the moderate temperature changes since 1900, we wouldn't expect warming to have a dramatic effect on sea levels and it hasn't.
- From 1900 to 2000 sea level trends from locations throughout the world are variable; some smooth, some rising, some falling.
- Local sea level rise differs due to local factors like tectonics and subsidence and changing temperatures and currents

Areas Showing Varying Sea Level Changes Between 1900 - 2000



Reference book: The Moral Case for Fossil Fuels page 107

Reference book: Unsettled Chapter 8

Source: Tidal Gauge Data, Permanent Service for Mean Sea Level (2014)

Ivan Giaever: [//www.foreignpolicyjournal.com/2016/01/01/nobel-laureate-ivan-giaever-on-climate-change/](http://www.foreignpolicyjournal.com/2016/01/01/nobel-laureate-ivan-giaever-on-climate-change/)

8) Is sea level rise and rate of rise unusual and a major concern?

Area comparison of changing sea levels between 1898 and 2017

This is what catastrophic sea-level rise actually looks like



<https://wattsupwiththat.com/2023/10/06/nothing-to-sea-here-folks/>

g) What about the scientists' man-made Global Warming crisis consensus?

1828+ Scientists' World Climate Declaration: THERE IS NO CLIMATE EMERGENCY

There is no climate emergency

- A global network of over 1828 scientists and professionals has prepared this urgent message. Climate science should be less political, while climate policies should be more scientific. Scientists should openly address uncertainties and exaggerations in their predictions of global warming, while politicians should dispassionately count the real costs as well as the imagined benefits of their policy measures.

Natural as well as anthropogenic factors cause warming

- The geological archive reveals that Earth's climate has varied as long as the planet has existed, with natural cold and warm phases. The Little Ice Age ended as recently as 1850. Therefore, it is no surprise that we now are experiencing a period of warming.

Warming is far slower than predicted

- The world has warmed significantly less than predicted by IPCC on the basis of modeled anthropogenic forcing. The gap between the real world and the modeled world tells us that we are far from understanding climate change.

9) What about the scientists' man-made Global Warming crisis consensus?

1828+ scientists World Climate Declaration: THERE IS NO CLIMATE EMERGENCY

Climate policy relies on inadequate models

- Climate models have many shortcomings and are not remotely plausible as global policy tools. They blow up the effect of greenhouse gases such as CO₂. In addition, they ignore the fact that enriching the atmosphere with CO₂ is beneficial.

CO₂ is plant food, the basis of all life on Earth

- CO₂ is not a pollutant. It is essential to all life on Earth. Photosynthesis is a blessing. More CO₂ is beneficial for nature, greening the Earth: additional CO₂ in the air has promoted growth in global plant biomass. It is also good for agriculture, increasing the yields of crops worldwide.

Global warming has not increased natural disasters

- There is no statistical evidence that global warming is intensifying hurricanes, floods, droughts and natural disasters, or making them more frequent. However, there is ample evidence that CO₂ mitigation measures are as damaging as they are costly.

Climate policy must respect scientific and economic realities

Reference Clintel Foundation [There is no climate emergency](#)

9) What about the scientists' man-made Global Warming crisis consensus?

1828+ scientists World Climate Declaration: THERE IS NO CLIMATE EMERGENCY

- There is no climate emergency. Therefore, there is no cause for panic and alarm. We strongly oppose the harmful and unrealistic net-zero CO₂ policy proposed for 2050. If better approaches emerge, and they certainly will, we have ample time to reflect and re-adapt. The aim of global policy should be 'prosperity for all' by providing reliable and affordable energy at all times. In a prosperous society men and women are well educated, birth rates are low and people care about their environment.

Epilogue

- The World Climate Declaration (WCD) has brought a large variety of competent scientists together from all over the world*. The considerable knowledge and experience of this group is indispensable in reaching a balanced, dispassionate and competent view of climate change.
- From now onward the group is going to function as "Global Climate Intelligence Group". The CLINTEL Group will give solicited and unsolicited advice on climate change and energy transition to governments and companies worldwide.
- ** It is not the number of experts but the quality of arguments that counts*

9) 9) What about the scientists' man-made Global Warming crisis consensus?

10) Reputable scientists disagree that mankind's emissions of CO₂ is causing a climate crisis

There is consensus that temperatures have been and are increasing and that mankind has increased CO₂ levels. However, there is no consensus regarding the degree to which mankind's CO₂ emissions are impacting temperatures or that this is causing a climate crisis.

A large and increasing number of world-renowned scientists speak out against this including:

Dr. John Christy professor of Atmospheric Science, Director of Earth System Science Center U. of Alabama

Dr. John F. Clauser has degrees from Caltech and Columbia Universities, a Nobel Prize winner in science

Dr. Judith Curry climatologist, former chair of Earth and Atmospheric Sciences Georgia Institute of Technology

Dr. Ivar Giaever professor emeritus at the Rensselaer Polytechnical Institute, Nobel Prize in Physics

Dr. William Happer Physics professor Emeritus Princeton Univ. atomic physics, optics, spectroscopy

Dr. Steven Koonin theoretical physicist, and former director Center for Urban Science at New York Univ.

Dr. Richard Lindzen MIT atmospheric physicist on dynamics of atmosphere and ozone photochemistry

Dr. Patrick Moore ecologist, UBC, co-founder of Greenpeace

Dr S. Fred Singer Atmospheric physicist, professor emeritus of environment science U. of Virginia

https://youtu.be/P_nH1BAfDhs?si=OVxNpHIBiUNkX20t <https://principia-scientific.com/46-climate-change-denying-statements-made-by-former-ipcc-scientists/>

10) If CO₂ is good and climate always changes, what about other fossil fuel pollutants and alternative energy adoption?

Are scientists, institutions, activists and NGOs contributing to climate misinformation?

Conformance pressures are real in the media, governments, corporations, NGOs, schools and the public

Possible factors: A Self-Reinforcing Alignment of Perspectives and Interests.

- 1) **The Media:** As the age of the internet advances, headlines become more provocative to encourage clicks. The general lack of knowledge of what the science actually says, the drama of extreme weather events and their heart-rendering impact on people and pressure within the industry all work against a balanced coverage in popular media <https://www.telegraph.co.uk/news/2023/08/04/net-zeros-dam-has-burst-but-bbc-is-still-papering-over/>
- 2) **Politicians:** Politicians win elections by arousing passion and commitment from voters – by motivating and persuading. The threat of climate catastrophe resonates with everyone. Politicians declare the science is settled and label anyone who questions that “a denier”
- 3) **Scientific Institutions:** when it comes to climate, institutions frequently seem more concerned with making the science fit the narrative than ensuring the narrative fits the science. Assessment reports often summarize or describe the data in ways that are misleading. Scientific institutions have been willing to persuade rather than inform.
- 4) **Scientists:** For academics, pressure occurs to secure funding through grants plus the matter of promotion and tenure plus peer pressure.
- 5) **Activists and NGOs:** Have built organizations based on “climate emergency” that rely on donations to exist making claims that climate change is one of the most devastating problems that humanity has ever faced.
- 6) **The Public:** Concerns about climate change are as old as humanity. Public attitudes mostly involve unquestioning acceptance of wisdom handed down from on high and do not have the time or ability to examine the science themselves. Getting information from social media can also be misleading.

11) What are the negative implications of pursuing a Carbon Neutral policy?

Reducing CO₂ emissions is bad for plants

1) Reducing CO₂ levels in the atmosphere is bad for plant growth and life.

- Plants need and thrive on CO₂ levels. Increased CO₂ levels are bringing about improved crop growth plus a greening of the Earth, especially in desert areas. Reducing CO₂ levels will mitigate this positive and desirable effect.

Reference books: Confessions of a Greenpeace Dropout Patrick Moore

Reference Videos: Jordan Peterson https://youtu.be/--QS_UyW2SY

Oxford Collège debate <https://m.youtube.com/watch?v=JKIOSnKXg6E>

[Dr. Patrick Moore - A Dearth of Carbon? – YouTube](#)

Discussion on positive environmental impact of CO₂ which is the fuel of plants and life

<http://ecosense.me> Patrick Moore Revised – YouTube

Discussion about predicted catastrophic doom effects of Global Warming being wrong and the main impact of increasing CO₂ levels is increased growth of plants, trees and phytoplankton in the sea

<https://boereport.com/2023/08/29/alex-epstein-returns-to-alberta-with-a-prescription-for-effective-energy-dialogues/>

https://www.dailymail.co.uk/columnists/article-12493679/RICHARD-LITTLEJOHN-No-heat-pump-thermals-youre-nicked.html?ito=native_share_article-top

11) What are the negative implications of pursuing a Carbon Neutral policy?

Reducing fossil fuel usage would negatively impact 3rd world economy and these people

2) Access to fossil fuel energy will greatly help 3rd world economies and lifestyles.

- Preventing and limiting the very cost-effective and energy-efficient use of fossil fuel energy for 3rd world developing countries will be very detrimental to their overall economic development.

Reference books: An Appeal to Reason Lord Nigel Lawson 2008
 The Moral Case for Fossil Fuels Alex Epstein 2014
 Unsettled Steven Koonin
 False Alarm Bjorn Lomborg

Reference Videos: Jordan Peterson https://youtu.be/--QS_UyW2SY

Oxford Collège debate <https://m.youtube.com/watch?v=JKIOSnKXg6E>

[\(1115\) "There's no emergency" – dissident climatologist Dr Judith Curry on climate change - YouTube](#)

<https://financialpost.com/opinion/lawrence-solomon-finally-its-safe-for-the-whistleblowers-of-corrupted-climate-science-to-speak-out>

[Jusper Machogu on Twitter: "Good morning from Kisii Kenya. What is it like to live here without fossil fuels? Some refer to it as 'Sustainable', I agree, only if its definition changes to 'break your back if you want to eat even though you'll be poor forever' I am weeding our maize. 🌽 https://t.co/gFYo8Pql5W" / Twitter](#)

[\(855\) Net Zero 'Slavery' EXPOSED By Local Resident – YouTube](#)

Michael Shellenberger interview <https://www.youtube.com/watch?v=Ey7iWsDYnJ8>

11) What are the negative implications of pursuing a Carbon Neutral policy?

Reducing fossil fuel usage would negatively impact 3rd world economy and these people

Access to fossil fuel energy will greatly help 3rd world economies and lifestyles.

In the developing world, climate activism movements, often bankrolled by foreign non-governmental organizations (NGOs), have stalled critical projects across continents. These efforts ignore the human toll of energy poverty: children studying by candlelight, hospitals without power, and economies stunted by unreliable grids.

First, the developing nations should investigate the funding and motives behind climate activism. Who bankrolls these NGOs? Are their campaigns aligned with national interests, or do they serve foreign agendas?

Greenpeace International, for example, has undertaken protests of power generated by fossil fuels and nuclear reactors and of coal and aluminum mining across India, while half of India suffers from unreliable electricity supplies.

Greenpeace leadership enjoys the comfort of an industrial economy but is asking poor people in the Third World to forgo energy abundance and rely instead on useless wind turbines and solar panels and accept generational poverty for the sake of addressing a fabricated climate emergency.

11) What are the negative implications of pursuing a Carbon Neutral policy?

Reducing fossil fuel usage would negatively impact 3rd world economy and these people

Access to fossil fuel energy will greatly help 3rd world economies and lifestyles.

Africa, home to over 600 million people with limited access to electricity, stands at the frontline of energy deprivation. Nigeria, Angola, and Mozambique have vast natural gas reserves, yet face continual opposition from international lobbies.

In the Democratic Republic of Congo, one of the world's poorest countries, the non-profit 350Africa.org coordinated demonstrations against oil and gas exploration, mobilizing hundreds of groups. In Uganda and Tanzania, the \$3.5 billion East African Crude Oil Pipeline (EACOP), a lifeline for regional energy, has faced relentless opposition from groups like StopEACOP.

Second, governments must assert authority over energy policy, curbing local states or municipalities that align with crusades against fossil fuels. Many cities across the developing world have designated themselves as Net-Zero entities under an initiative of the World Economic Forum.

It is exasperating to see cities, still struggling to provide basic services for the health and safety of their citizens, are willing to prioritize foolish opposition to rational energy development. It is even more weird that municipal leaders would align with foreign organizations like the World Economic Forum and the United Nations in opposition to their own national interests.

11) What are the negative implications of pursuing a Carbon Neutral policy?

Reducing fossil fuel usage would negatively impact 3rd world economy and these people

Access to fossil fuel energy will greatly help 3rd world economies and lifestyles.

Third, legal mechanisms should be used to deter frivolous lawsuits and protests.

African nations rich in energy resources could adopt statutes penalizing activism that delays critical infrastructure without evidence of harm, mirroring the U.S.

Attorney General's mandate to challenge unconstitutional state and local laws.

Such measures would shift the burden onto activists to justify their claims, rather than paralyzing projects by default.

Energy security is national security, and no ideology should usurp that. From Nigeria's oil fields to India's coal mines, national leaders must dismantle efforts to stymie sensible energy use and clear a path for energy abundance and the eradication of poverty.

This commentary was first published at [Townhall](#) on April 22, 2025. [Vijay Jayaraj](#) is a Science and Research Associate at the [CO₂ Coalition](#), Arlington, Virginia. He holds an M.S. in environmental sciences from the University of East Anglia and a postgraduate degree in energy management from Robert Gordon University, both in the U.K., and a bachelor's in engineering from Anna University, India.

11) What are the negative implications of pursuing a Carbon Neutral policy?

The cost of going "Carbon Neutral is significant

3) There are significant direct and indirect costs to going "Carbon Neutral"

Cost items include:

- Costs to move home heating and cooking to electric from oil or gas
- Costs to install electric charging stations across the country
- Industry and business costs, etc.
- Costs for significantly increased electricity supply and distribution

Lord Hammond former chancellor states that there are significant true costs of about £1 Trillion for the UK to go "Carbon Neutral" and the inevitable consequence of slower-rising living standards

<https://www.telegraph.co.uk/politics/2023/07/29/tory-pms-systematically-dishonest-1-trillion-cost-net-zero/>;

<https://driving.ca/column/motor-mouth/scary-putting-out-ev-fire-firefighting-battery-electric-vehicle>

- Electric vehicle safety concerns also need to be addressed **2 electric car collision**



11) What are the negative implications of pursuing a Carbon Neutral policy?

The cost of going "Carbon Neutral is significant

- **THE NATIONS THAT DOMINATE THE GLOBAL ECONOMY...**will be those that adopt sane energy policies. Unfortunately, that group does not include the U.S. Our government is determined to drive the coal industry, and coal-fired power plants, out of business, with natural gas next on the list.
- *As the United States continues to rapidly retire its dwindling fleet of coal-fired power plants in the name of fighting climate change, the world's two most populous nations, China and India, continue efforts to dramatically expand their own coal usage. These two starkly divergent approaches inevitably lead to questions about which philosophy will prevail at the end of the day, and whether there is actually any "energy transition" happening at all.*
- *Like many other developing nations, India and China have been rational actors when it comes to fulfilling the energy needs of their societies, choosing factors like affordability and reliability over the Western norm of policymaker virtue signaling. This is a stark contrast to the approach in the US, which has been working overtime to kill the nation's once-dominant coal industry in its feverish pursuit of often arbitrary and irrational climate goals. This rapid dismantling of US coal recently led one commissioner at the Federal Energy Regulatory Commission (FERC), Mark Christie, to question, "Are the lights going to stay on?"*
- You can't keep the electricity on 24/7 with power sources that work only occasionally, and unpredictably. No one has ever done it, even on a small scale. Nowhere on Earth is there even a demonstration project to show how a town or village can run itself on wind and solar energy, plus batteries.

11) What are the negative implications of pursuing a Carbon Neutral policy?

The cost of going "Carbon Neutral is significant

- *[In the U.S.], "Announced coal retirements total 44,700 MW over the next 4 years and 83,400 MW during the next 6 years. "That is a problem because we have no plan to replace that dispatchable capacity:*
- *Given that the permitting, funding, construction and starting-up of dispatchable replacement capacity can take 7-10 years under ideal conditions in the US, consideration of that 6-year time frame becomes especially crucial. Yet, as the report notes, no one in the Biden administration appears to be attempting to address the situation in any real way despite consistent warnings since 2019 of a looming shortage of reliable generating capacity on the grid.*
- *China, meanwhile, continues to permit **1 to 2 new coal-fired power plants every week**, and now has 243 GW of new capacity permitted and under construction, according to the Center for Research on Energy and Clean Air.*
- *So China alone has 243 gigawatts of new coal capacity already coming online, while we are planning to retire a little under 45 gigawatts. And that is just what they are currently building. There are many more coal-fired power plants where those came from, as coal is plentiful. And India has almost doubled its coal-fired power production, with much more yet to come. There are other governments, too, that are not crazy.*
- *All of which is to say that anyone who thinks we are somehow helping the climate with our energy policies is deluded. We are simply condemning the U.S. to second-class power status, and our citizens (except for our virtue-signaling elites, of course), to a sharply declining, ultimately third-world, standard of living.*

11) What are the negative implications of pursuing a Carbon Neutral policy?

Wind and solar energy cannot meet world needs promoting unrealistic energy options

4) The pursuit of Wind and Solar energy generation is not cost-effective and does not have the capacity to provide required world energy needs and replace hydrocarbon energy


- Wind and solar energy potential combined fall very short of meeting world energy needs
- Without subsidies and Government support, wind and solar energy are not economic
- Both wind and solar energy are intermittent needing significant backup capacity
- Required storage capacity and materials for these batteries are limited making total energy conversion to wind and solar unattainable
- Wind and solar energy have their own environmentally negative impacts including extensive land space usage and negative visual impact, negative impact on animal life, significant open pit mining implications, limited country sourcing (China plus limited other countries for raw material supplies)

Reference books: The Moral Case for Fossil Fuels Alex Epstein 2014

Unsettled Steven Koonin; False Alarm Bjorn Lomborg; Archimedes Fulcrum G. Prins

Reference Videos: Jordan Peterson https://youtu.be/--QS_UyW2SY

Oxford Collège debate <https://m.youtube.com/watch?v=JKIOSnKX96E>



[Commentary: "Green Energy" is Neither Energy Nor Green – Alex Epstein - Energy News for the United States Oil & Gas Industry | EnergyNow.com](#)

<https://www.foxnews.com/politics/study-casts-doubt-electric-vehicles-climate-cost-benefits-wont-achieve-goals-intended>

[This](#) presentation by Mark Mills The Energy Transition Delusion: Inescapable Mineral Realities

11) What are the negative implications of pursuing a Carbon Neutral policy?

Wind and solar energy cannot meet world needs promoting unrealistic energy options

More and more wind turbines and solar panels are not the answer because they can never fully supply the required electrical grid or provide energy reliability without full dispatchable backup.

- *“An electrical grid powered mostly by intermittent generators like wind and sun requires full backup from some source; and if that source is to be stored energy, the amounts of storage required are truly staggering. When you do the simple arithmetic to calculate the storage requirements and the likely costs, it becomes obvious that the entire project is completely impractical and unaffordable. The activists and politicians pushing us toward this new energy system of wind/solar/storage are either being intentionally deceptive or totally incompetent.”*

<https://www.manhattancontrarian.com/blog/2022-12-1-the-megawatt-hour-storage-paper-has-arrived>

Negative impacts of solar and wind-generated energy

(855) Net Zero ‘Slavery’ EXPOSED By Local Resident – YouTube

<https://www.youtube.com/watch?v=LYHRngcYyB8>

Calgary Herald ePaper The anti-fossil fuel dilemma

<https://www.texasmonthly.com/news-politics/sweetwater-wind-turbine-blades-dump/>

This presentation is an introduction to Thorium as a nuclear fuel.



Global Warming and CO₂

Reference Material

I invite you to look closer at the background reference information and analyses regarding these questions and my answers by viewing the following videos and reviewing the listed reference books.

<https://www.dropbox.com/scl/fi/q2iuu6eizwcvdt3nxki32/Climate-Change-Complete-version.pdf?rlkey=sykg63ec1ykvffi11josk6k8d&st=wl6anuxk&dl=0;>

105 Reference Videos – sorted by topic

i) Climate Change over time and causes of Climate Change

[Graeme Phipps Climate Change Presentation](#)

[Climate Greenland Ice Research – YouTube](#) 1000 years ago was 1.5 C warmer and 2.5C warmer 4000 years ago.

<http://youtu.be/KtjeNvTwYeU> Impact of global factors on climate (eg. Nina and El Nino effects)

[Henrik Svensmark & Nir Shaviv - How the sun regulates our climate](#)

<https://www.youtube.com/watch?v=ftaUJg-ojoo> Dr. Gregory Wrightstone

[“Stripes Across My T-Shirt.”](#) Current conditions are not unusual except in being abnormally chilly.

<https://wattsupwiththat.com/2023/10/06/nothing-to-sea-here-folks/>

<https://wattsupwiththat.com/2023/10/07/marcel-crok-speaks-in-the-danish-parliament/>

[Solar Influence on Weather and Climate | Dr. Brian ... Dr. Brian Tinsley](#)

[THE REAL CAUSE OF CLIMATE CHANGE – The Highwire with Del ...](#)

www.co2learningcenter.com CO2 Coalition Introductory Videos

[New Evidence We Are Entering An Ice Age Termination Event](#) [Dr. Ben Miles](#)

<https://youtu.be/agNX9azvyQE?si=8dNFaujgOvYEEKGR> Ian Plimer Climate Change: The Facts

[Bing Videos](#) Exposing the Net Zero Agenda Paul Burgess

Climate The Movie <https://www.youtube.com/watch?v=A24fWmNA6IM>

<http://youtu.be/KtjeNvTwYeU> Causes of climate change

Importance of Sun on Climate [Willie Soon](#)

Milankovitch Cycles <https://www.youtube.com/embed/1Mj16tiUyl4>

[Feed | CO2 Coalition Discussion Group](#) Climate Change and Extreme Weather Events Jim Steele

[Bing Videos](#) Hunga Tunga satellite view

105 Reference Videos – sorted by topic

ii) Claims of crisis due to CO₂-induced Climate Change

[Dr. Patrick Moore - Carbon and Climate Catastrophe – YouTube](#)

Dr. Willie Soon [video](#) Historic CO₂ levels put in context with today's levels

Dr. Patrick Moore <https://www.instagram.com/reel/DH6NkhCKHJo/?igsh=MXBsdTJ4cW53MDMoYw==>

[Data shows there's no climate catastrophe looming – ...](#) Dr. John Christy, Distinguished Professor of Atmospheric Science, shows there is no evidence of climate catastrophes, or catastrophic weather events associated with added CO₂
www.foreignpolicyjournal.com/2016/01/01/nobel-laureate-ivar-giaever-on-climate-change Discredits claim of Global Warming as a crisis; it is always changing and is not a problem

[Dr. Judith Curry - Bing video](#) Dr Judith Curry Professor Georgia Institute of Technology Discussion on Climate Change including IPCC findings, historic development, why; the social dynamics behind this.

[There's no emergency" – dissident climatologist Dr Judith Curry on climate change - YouTube](#)

<https://financialpost.com/opinion/lawrence-solomon-finally-its-safe-for-the-whistleblowers-of-corrupted-climate-science-to-speak-out>

<https://www.youtube.com/watch?v=DYWrehjaMFQ> Dr. Richard Lindzen exposes climate change as a politic, profit ized power play

[Elimination of CO₂ is a suicide pact – Professor William Happer on climate change misconceptions – YouTube](#)

[Judith Curry: "Relax, there is no climate emergency!" – YouTube](#)

<https://youtu.be/KhCKYvETYDc?si=GWclipwVGIYTreDv> Jordon Peterson interview with Dr. Richard Lindzen

[Will Happer: CO₂, the Gas of Life | Tom Nelson Pod #158](#)

Alex Epstein <https://youtu.be/HWqv6RH-3WE?si=j9UvTxoGpdSi7-E8> importance of abundant, inexpensive energy

https://www.youtube.com/live/Ydl_47G8nzk?si=ZYBjf2dZEtNPV4K6 "Panel: Climate Science: the use of consensus"

[Bing Videos](#); Lord Monckton Net Zero Emissions – The Costliest Error of Physics and Economics in history

<https://www.youtube.com/watch?v=QjOupZVS-3A> Glacial retreat

<https://www.youtube.com/watch?v=ZFHHOBiUrkg> Potential motivational control factors behind the move to Carbon Neutral

<https://www.theepochtimes.com/epochtv/nobel-laureate-john-clauser-there-is-no-climate-emergency-climate-models-miss-one-key-variable-5486017>

105 Reference Videos – sorted by topic

ii) Claims of crisis due to CO₂-induced Climate Change

[It Is Easy Going Green](#) [The value of added CO₂](#)

The planet has been much warmer than it is now. Modern human civilization, with its permanent agriculture and settlements, has developed over just the past 10,000 years. The period has generally been one of low temperatures and relative global climate stability. Whistleblowers reveal significant suppression and false reporting by agencies

[\(5479\) Unsettled: Climate and Science | Dr. Steven Koonin | EP 323 – YouTube](#)

Dr Jordan B Peterson and Dr. Steven Koonin discuss the IPCC reports – the research on climate change and how policymakers take summaries to justify their agenda, despite what the reports say.

https://youtu.be/P_nH1BAfDhs?si=OVxNpHIBiUNkX2ot 97% consensus concerns

[\(97\) Climate Change: Separating Fact from Fear | Dr. Judith Curry | EP 329 - YouTube](#)

Interview with Dr Judith Curry and Dr. Jordan Peterson

<https://youtu.be/oYhCQv5tNsQ> The Great Global Warming Swindle BBC March 8, 2007

<https://youtu.be/pV7TZzD1N5Q> Washington Post "Global Heat Waves

Shows media misrepresentation in reporting recent climate extremes and disasters

[\(1324\) The Inconvenient Truth About Climate Science — Steven Koonin – YouTube](#)

[Inconvenient Truth: 32 Climate Predictions Proven False | Facts Matter \(youtube.com\)](#)

<https://youtu.be/spKTb3wMmJM?si=N195b4ezUGQ3u5Ni> Dr. Richard Lindzen on IPCC

[Inconvenient Facts: The Science That Al Gore Doesn't Want You to Know](#)

Interview with Matt Ridley UK Science <https://www.youtube.com/watch?v=LFPj8tNVLoQ>

[What's the Science Behind EPA's Proposed Rollback of Climate Regulations? | NTD](#) William Happer, Gregory Wrigthstone

105 Reference Videos – sorted by topic

iii) CO₂ impact on climate and the world

<https://wattsupwiththat.com/2023/09/29/professor-william-happer-ipa-lecture-the-crusade-against-carbon-dioxide-september-2023/> The importance and impact of CO₂ Dr. William Happer

["CO₂ , The Gas of Life"-Dr. William Happer – YouTube](#) Scientific consensus questions

www.ronaldbarmby.ca Ron Barmby CO₂ and Global Warming: Two Presentations

CO₂ Greenhouse gas impact on global warming from CO₂ plus heat impact of Sun Spot activity

- [Videos of Dr. Patrick Moore - A Dearth of Carbon? – YouTube](#) The positive impact of CO₂

<https://youtu.be/BiKfWdXXfls> Dr. Freeman Dyson Stated views that increasing CO₂ is good

[\(855\) Net Zero 'Slavery' EXPOSED By Local Resident – YouTube](#)

<https://www.youtube.com/watch?v=LYHRngcYyB8> the importance of Energy John Constable

<https://youtu.be/JCt2MhOzWVE?si=StLeINo6uTMDXAo6> Information on ice age

<https://www.youtube.com/shorts/qL3dZ5Qimiw> Gregory Wrightstone CO₂ Coalition

Watch an overview of Mars including temperature information [here](#)

Australian debate <https://youtu.be/OlgHSqIA-6o?si=uldWZe2hp-pRZN9S/>

[Ocean Acidification True or False - Exploding the Myth Paul Burgess](#)

Details on wind farms <https://youtu.be/LklUVkMPI8g?si=pwaRoMahL7WnBHI6>

USA: moves away from carbon-neutral policy and related initiatives <https://youtu.be/FFgdSJEhx1Y?si=iHUgK1hdAmkpsKPI>

UK: Reform UK Party's position also moves away from carbon-neutral policy: <https://www.msn.com/en-gb/video/news/man-made-climate-change-is-garbage/vi-AA1z94Ta?ocid=msedgntp&pc=HCTS&cvid=cfa592b2dcdf468fb1500ed4da18925&ei=11>

Water impact on global temperatures https://youtu.be/4swl8_4LfWc;

105 Reference Videos – sorted by topic

iii) CO₂ impact on climate and the world

[NASA Engineer Tom Moser Reveals the Truth About Climate Science - YouTube](#)

https://youtu.be/pHCCE-sw_Sc <https://youtu.be/PbIYr-KjOVY> CO₂ Professor William Happer

Shows additional CO₂, the main food for plants, is good for the world. The world has had 4 to 10 times more CO₂ concentrations and is presently starved of CO₂. Climate is changing all the time. There is very little evidence that mankind has made an impact on climate change.

[\(3812\) Why Has Global Warming Paused? – William Happer – YouTube](#)

Detailed scientific discussion on the nature of CO₂, and its impact on warming shows that model forecasts are not even close to being correct.

<https://youtu.be/M8iEEO2UIbA> William Happer

More CO₂ is a benefit, computer models predicting the impact of added CO₂ on warming are 2 to 3 times exaggerated. Climate has always been changing and the impact of added CO₂ is minimal.

[Unsettled: Climate and Science | Dr. Steven Koonin | EP 323 - YouTube](#)

_Discusses Climate Science, energy systems and factors behind the climate emergency movement

[\(2046\) This Well Known Effect Breaks the Climate Narrative – YouTube](#) Richard Lindzen - CO₂ impact

[A Runaway Greenhouse Effect On Earth is Very Unlikely \(youtube.com\)](#)

[CO₂ and temperature, do they have a cause and effect relationship - Dr Javier Vinós \(youtube.com\)](#)

<https://youtu.be/tcyQS4uz4rc> Can CO₂ Even Drive Global Temperatures

<https://www.youtube.com/watch?v=RPNqYpT-P2M> Dr. Bjorn Lomborg on importance of energy

<https://www.youtube.com/live/MjAYuIRDvi4?si=GFTRg5ehKpTHcNgl> Dr. William Happer, CO₂ Coalition

105 Reference Videos – sorted by topic

iv) Limitations on use of Climate Models

[Climate I: Is The Debate Over? –YouTube](#) Dr. Hadi Dowlatabadi (UBC) & Dr Richard Lindzen (MIT)
Discusses concerns and fallacy of predictions of future climate and related environmental impacts from computer models, plus concerns with NASA predictions

[John Christy: Climate models for politics?... "A bridge too far" –YouTube](#)

Demonstrates the serious problems with climate change models and IPCC forecasts

Limitations of wind farms <https://youtu.be/ogqVE6VFFtI?si=eGew3ldscgir1rKJ>

<https://www.youtube.com/watch?v=b50yv8l6l-g> Dr. Willie Soon Clearly demonstrates the serious problems with climate change models and IPCC forecasts plus discussed the solar radiation impact on climate

https://www.youtube.com/watch?v=hQt_I-RvGF4; Paul Linsay An Analysis of Climate Models He shows: Temperature effect of doubled CO₂ is “Zero”.

[The Great Green Hypocrisy: Why Fossil Fuels Are Still Indispensable | Watch](#)

<https://www.youtube.com/shorts/PZPZioH4wBk> Consensus versus scientific evidence

105 Reference Videos – sorted by topic

v) The CO₂ environmental movement's negative world impact

[Climate Science: What Does it Say? | Dr. Richard Lindzen | EP 320 – YouTube](#) Dr. Lindzen and Jordan Peterson

[This](#) presentation The Energy Transition Delusion: Inescapable Mineral Realities Mark Mills

Rejects 'Climate Change' as a quasi-religious movement predicated on absurd scientific narrative

[\(5084\) The Great Climate Con | Alex Epstein | #312 – YouTube](#) Alex Epstein and Jordan Peterson

<https://www.youtube.com/watch?v=ZFHHOBiUrkg> What might be driving the Climate Crisis narrative

https://youtu.be/--QS_UyW2SY Jordan Peterson talk on negative implications of "group think" and global concerns regarding the supposed "Climate Crisis"

[\(855\) Net Zero 'Slavery' EXPOSED By Local Resident – YouTube](#)

Strong message to elite, group-think environmentalists claiming upcoming environmental catastrophe.

[Doomberg - You Can't Have Heavy Industry With A Dumb Energy Policy](#)

[\(2233\) The Lowdown On Climate "Science" – YouTube](#) Shows the pressure for academics to conform

[Video: 2022 Nobel physics prize winner John Clauser rips climate idiocy, No 'climate crisis' and IPCC 'one of the worst sources of dangerous misinformation' • Watts Up With That?](#)

Michael Shellenberger talk: <https://www.youtube.com/watch?v=Ey7iWsDYNJ8>

the electricity grid, [This](#) is a little documentary on the issue.

UK Debate on Wind Farm cost <https://youtu.be/fd3xCfQ6RxE?si=APLUM6C3mkhgPPhg>

[THORIUM: World's CHEAPEST Energy! \[Science Unveiled\]](#) [This](#) presentation is an introduction to Thorium as a nuclear fuel.

[The Renewable Energy Reckoning: Challenges, Failures, and 2025 Policy Shifts](#)

[Shortened: Artistly.ai - Unlimited AI Images, Consistent Characters, Perfect AI Text](#)

[The Great Green Hypocrisy: Why Fossil Fuels Are Still Indispensable | Watch](#) 48) Impact of global factors on climate

Small Nuclear Reactors are coming [Details here](#)

The truth about electric vehicles https://youtu.be/OEklh2PcSYE?si=zloFidQh-17kg7Z_

[The Top 7 Reasons Science is Broken](#) William M Briggs

<https://www.bing.com/videos/riverview/relatedvideo?q=kathryn+porter+energy+consultant&mid=E52B20559ABE385764DEE52B20559ABE385764DE&FORM=VIRE>

30 Reference Books

1) The Real Inconvenient Truth - M.J.Sangster PhD

2) Inconvenient Facts - Gregory Wrightstone – Geologist, Executive Director CO2 Coalition

3) Fake Invisible Catastrophes and Threats of Doom

- Dr. Patrick Moore PhD in Ecology, co-founder of Greenpeace

4) Confessions of a Greenpeace Dropout The Making of a Sensible Environmentalist

- Dr. Patrick Moore PhD in Ecology, co-founder of Greenpeace

5) Hot Talk Cold Science - S. Fred Singer PhD in Physics

6) Climate Change Reconsidered - S. Fred Singer, Craig Idso

7) Climate All is Well, All Will Be Well - Jeremy Nieboer

8) Climate at a Glance For Teachers and Students Facts on 30 Prominent Climate Topics

- Anthony Watts senior fellow for environment and climate at The Heartland Institute, James Taylor President of the Heartland Institute, H. Sterling Burnett PhD Heartland senior fellow

9) Unsettled What Climate Science Tells Us, What It Doesn't and Why It Matters

- Dr. Steven E. Koonin former Undersecretary for Science U.S. Department of Energy

10) Apocalypse Never - Michael Shellenberger Environmentalist

11) Catchments and Carbon The real cause of unstable weather - Lois Cabon

12) Climate Change: The Facts – Ian Plimer

13) Green Breakdown: The Coming Renewable Energy Failure – Steve Gorham

14) Not Zero – Ross Clark

15) Climate CO2 Hoax: How Bankers Hijacked the Environment Movement Mark Gerard Keenan

30 Reference Books

16) **The Moral Case for Fossil Fuels** Alex Epstein

17) **False Alarm** Bjorn Lomborg

18) **Green Fraud Why the Green New Deal is Even Worse Than You Think** Marc Morano

19) **An Assessment of the Conventional Global Warming Narrative.**

- Dr. Richard Lindzen's new paper. Published by the Global Warming Policy Foundation, 2022

20) **Unsettled What Climate Science Tells Us, What It Doesn't and Why It Matters April 27, 2021**

- Dr. Steven Koonin Physics Professor NYU, former undersecretary for science US Department of Energy

21) **Paper: An Assessment of the Conventional Global Warming Narrative.**

- Dr. Richard Lindzen's new paper. Published by the Global Warming Policy Foundation Sept. 22, 2022

22) **An Appeal to Reason A Cool Look at Global Warming 2008**

- Lord Nigel Lawson champions increasing prosperity and adaptation as the proper course.

23) **An Assessment of the Conventional Global Warming Narrative** Published by the Global Warming Policy Foundation – September 22, 2022 Dr. R. Lindzen PhD Atmospheric Physics

24) **Archimedes Fulcrum** Gwynthian Prins

25) **The Unpopular Truth about Electricity and the Future of Energy** Lars Schernikau, William Smith

26) **Climate Uncertainty and Risk Rethinking Our Response** Dr. Judith Curry

27) **The Greenhouse Effect Busted** Thomas Shula, California, USA & Dr. Markus Ott, Germany

28) **Climate of the Past, Present and Future: A scientific debate, 2nd ed** Javier Vinos

29) **The Frozen Climate Views of the IPCC: An Analysis of AR6** Marcel Crok, Andy May

30) **Green Energy Breakdown: The Coming of the Renewable Energy Failure** Steve Gorekam

214 Reference Articles

Question 1) Is present Global Warming a crisis or a normal phenomenon?

- 1) **An Assessment of the Conventional Global Warming Narrative.** Dr. Richard Lindzen
- 2) **Global Temperature Changes:** <https://wattsupwiththat.com/2023/02/03/the-new-pause-lengthens-again-101-months-and-counting/>
- 3) <https://www.zerohedge.com/weather/msm-journos-inadvertently-reveal-shocking-truth-about-global-warming>
- 4) <https://www.powerlineblog.com/archives/2023/10/another-nail-in-the-global-warming-coffin>.
- 5) <https://www.zerohedge.com/weather/msm-journos-inadvertently-reveal-shocking-truth-about-global-warming>
- 6) https://edition.pagesuite.com/infinity/article_popover_share.aspx?guid=43bd1bf4-ad4e-4186-a29e-50390607863c&share=true&appcode=JEEVPO
- 7) <http://www.sepp.org/the-week-that-was.cfm> Updated reference articles that go against the premise of a CO2 induced Climate Crisis
- 8) [Antarctic Sea Ice: Winds Matter, CO2 Doesn't](#)
- 9) <https://www.sott.net/article/420049-NASA-admits-climate-change-occurs-because-of-changes-in-Earths-solar-orbit-not-because-of-SUVs-and-fossil-fuels>
- 10) [What's the hottest Earth's ever been? | NOAA Climate.gov](#)
- 11) [Press-release-Clintel-The-Frozen-Climate-Views-of-the-IPCC.pdf](#)
- 12) [A volcanic eruption sent enough water vapor into the stratosphere to cause a rapid change in chemistry - NOAA Research](#)

214 Reference Articles

Question 2) Are warmer temperatures and higher CO₂ levels causing a climate crisis?

- 13) World Climate Declaration [*There is no climate emergency*](#)
- 14) Carbon Dioxide and a Warming Climate are not Problems - Clintel Foundation 2023 [submitted version can be downloaded for free](#)
- 15) [Great Barrier Reef: Record high coral cover on parts of world's largest reef system - CBBC Newsround](#)
- 16) Article on media bias open.substack.com/pub/rogerpielkejr/p/climate-journalism-is-broken?r=ukert&utm_campaign=post&utm_medium=email
- 17) <https://financialpost.com/opinion/lawrence-solomon-finally-its-safe-for-the-whistleblowers-of-corrupted-climate-science-to-speak-out>
- 18) Bjorn Lomborg on X: "UN routinely warns us that we have just a few years left until catastrophe: In 1982, Tolba, head of UN Environment Programme told the world that it had just 18 years before an environmental catastrophe as irreversible as any nuclear holocaust <https://t.co/8wyP1ofJO> <https://t.co/zDYD8ldJo5>" / X (twitter.com)
- 19) Annual Summary Report of the Great Barrier Reef: Coral Reef Conditions 2023 – 2024 Australia Government Aug 7, 2024
- 20) Rick Morgan at PJ Media The Biggest Climate Whopper Ever Told
- 21) <https://www.facebook.com/share/19rXoXP3Wa/>
- 22) [Extreme Weather and Climate Change \(fraserinstitute.org\)](#)
- 23) <https://energycentral.com/c/pip/co2-innocent-proof-recent-science-paper>
- 24) [With Trump soon to be inaugurated, climate scientists declare SUDDEN END to “climate emergency” narrative](#)
- 25) [Jack Hellner](#) Climate Change Predictions
- 26) [2012 NOAA Sea Ice Extent data](#)
- 27) Climate and environment updates: US had the coldest January in decades
<https://abcnews.go.com/International/live-updates/climate-environment-updates/?id=115115959>
- 28) <https://www.cnn.com/2025/02/18/weather/frigid-cold-us-flooding-tuesday-hnk/index.html>
- 29) IPCC Climate Models Aren't Useful for Forecasting **Source:** [Science of Climate Change](#)

214 Reference Articles

Question 3) Are higher CO₂ levels and warmer temperatures good or bad?

- 30) Reference Science of Climate Change International Journal of Science and Philosophy pg 13 Klimarealistene
- 31) Alex Epstein Aug 24, 2022 [A pro-human, pro-freedom policy for CO₂ emissions](#)
- 32) [Study finds CO₂ is greening the earth and making vegetation flourish worldwide \(westernstandard.news\)](#)
- 33) ["Climate Scientists Say We Should Embrace Higher CO₂ Levels"](#)
- 34) [FOURNIER: This just in! Oilsands emissions make trees grow \(westernstandard.news\)](#)
- 35) [Vijay Jayaraj](#) The real cause of weather-related deaths
- 36) [Wrightstone Ojai Presentation for Distribution.pdf](#)
- 37) <https://www.newsmax.com/larrybell/co2-climate-change/2024/12/01/id/1189976/>
- 38) Acute Exposure to Low-to-Moderate Carbon Dioxide Levels and Submariner Decision Making C.D. Rodeheffer; S. Chabal; JJ M. Clarke; D M. Fothergill
- 39) <https://co2coalition.org/publications/human-contribution-to-atmospheric-co2-how-human-emissions-are-restoring-vital-atmospheric-co2>
- 40) Polar bears - <https://x.com/bjornlomborg/status/1596907524577320960>
- 41) <https://www.nytimes.com/2024/06/27/briefing/maldives-atolls-climate-change.html>
- 42) [Trees Get Bigger Around the World Thanks to Higher CO₂ Levels](#)
- 43) Reference: MIT & Princeton Scientists: 'More carbon dioxide cannot cause catastrophic global warming or more extreme weather' – Net Zero Policies Will Have Disastrous Effects on People Worldwide
- 44) <https://www.researchgate.net/publication/279192423> Quantitative_Analysis_of_Climate_Change_and_Human_Crises_in_6_History

214 Reference Articles

Question 4) Are CO₂ atmosphere levels dangerously high or historically low?

45) **Global Emissions in Decline** Zeke Hansfather, Carbon Brief, November 4, 2021

Question 5) What could have caused changes in CO₂ levels over geologic time?

46) [What's the hottest Earth's ever been? | NOAA Climate.gov](#)

47) **Multivariate Analysis Rejects the Theory of Human-caused Atmospheric Carbon Dioxide Increase: The Sea Surface Temperature Rules** Dai Ato Independent researcher, Osaka, Japan click [here](#)

48) **PALEOCLIMATE** A 485-million-year history of Earth's surface temperature
Emily J. Judd*, Jessica E. Tierney, Daniel J. Lunt, Isabel P. Montañez, Brian T. Huber, Scott L. Wing, Paul J. Valdes

49) : [Oh, that pesky carbon dioxide! - American Thinker](#)

214 Reference Articles

Question 6) Is Climate change mainly caused by mankind's emissions of CO₂?

50) An Assessment of the Conventional Global Warming Narrative the Global Warming Policy Foundation 07 09 22

51) <https://www.sott.net/article/420049-NASA-admits-climate-change-occurs-because-of-changes-in-Earths-solar-orbit-not-because-of-SUVs-and-fossil-fuels>

52) <https://wattsupwiththat.com/2023/07/24/weekly-climate-and-energy-news-roundup-560/>

53) John Clauser, No Climate Crisis <http://www.sepp.org/twtwfiles/2023/TWTW%207-15-23.pdf>

54) Dr. Lindzen's assessments: [2022 09 22 Lindzen-global-warming-narrative](https://www.sepp.org/twtwfiles/2023/TWTW%207-15-23.pdf)

55) Dr. John Clauser [https://www.theepochtimes.com/us/nobel-winner-refutes-climate-change-narrative-points-04t-ignored-factor-](https://www.theepochtimes.com/us/nobel-winner-refutes-climate-change-narrative-points-04t-ignored-factor-5486267?utm_source=Morningbrief&src_src=Morningbrief&utm_campaign=mb-2023-09-10&src_cmp=mb-2023-09-10&utm_medium=email&est=zxLxigdHW2P7HyoXW1vWNkCTodzF8hCqubtc8Fm%2BgSAXQSi%2BgUchDdoh1odjThySHobrA%3D%3D)

[5486267?utm_source=Morningbrief&src_src=Morningbrief&utm_campaign=mb-2023-09-10&src_cmp=mb-2023-09-](https://www.theepochtimes.com/us/nobel-winner-refutes-climate-change-narrative-points-04t-ignored-factor-5486267?utm_source=Morningbrief&src_src=Morningbrief&utm_campaign=mb-2023-09-10&src_cmp=mb-2023-09-10&utm_medium=email&est=zxLxigdHW2P7HyoXW1vWNkCTodzF8hCqubtc8Fm%2BgSAXQSi%2BgUchDdoh1odjThySHobrA%3D%3D)

[10&utm_medium=email&est=zxLxigdHW2P7HyoXW1vWNkCTodzF8hCqubtc8Fm%2BgSAXQSi%2BgUchDdoh1odjThySHobrA%3D%3D](https://www.theepochtimes.com/us/nobel-winner-refutes-climate-change-narrative-points-04t-ignored-factor-5486267?utm_source=Morningbrief&src_src=Morningbrief&utm_campaign=mb-2023-09-10&src_cmp=mb-2023-09-10&utm_medium=email&est=zxLxigdHW2P7HyoXW1vWNkCTodzF8hCqubtc8Fm%2BgSAXQSi%2BgUchDdoh1odjThySHobrA%3D%3D)

56) <http://www.sepp.org/twtwfiles/2023/TWTW%207-15-23.pdf>

57) <https://wattsupwiththat.com/2023/07/24/weekly-climate-and-energy-news-roundup-560/>

58) https://www.americanthinker.com/blog/2023/07/what_nasa_and_the_european_space_agency_are_admitting_but_the_media_are_failing_to_report_about_our_current_heat_wave.html

59) NOAA Charts Reveal Recent Global Cooling [[ncei.noaa.gov](https://www.noaa.gov/)]

60) <https://phys.org/news/2024-02-stars-orbital-evolution-earth-planets.html>

61) Net Zero Averted Temperature Increase R.Lindzen and W.A. Wijngaarden June 2024 [paper](#)

62) Dependence of Earth's Thermal Radiation on Five Most Abundant Greenhouse Gases W. A. van Wijngaarden¹ and W. Happer

63) A Planet That Might Not Need Saving: Can CO₂ Even Drive Global Temperature Jim Mason C2C Journal Oct 13, 2024

64) Climate and the Earth's Energy Budget *by Rebecca Lindsey (NASA)*

65) <https://www.dropbox.com/scl/fil/j2ko14cejej8tabi4elt7/TwoClimateFacts.docx?rlkey=ow1uf4o81wkg6vqy1qe5s8yxx&e=1&dl=0>

66) Factors that impact Climate Change CO₂ Coalition Jin Steele Dec. 2024

67) Effects of clouds on atmospheric processes <https://co2coalition.org/publications/radiation-transport-in-clouds/>

68) Stochastic assessment of temperature–CO₂ causal relationship in climate from the Phanerozoic through modern times July 10, 2024 D. Koutsoyiannis

69) [https://static1.squarespace.com/static/656f411497ae14084ad8d03a/t/66bc6870a7ad654a13b2ac7e/1723623541496/Homewood-BBC-](https://static1.squarespace.com/static/656f411497ae14084ad8d03a/t/66bc6870a7ad654a13b2ac7e/1723623541496/Homewood-BBC-2023.pdf)

70) https://www.malone.news/p/the-climate-scam-is-over?utm_campaign=post&utm_medium=web

71) [2023.pdfhttps://agupubs.onlinelibrary.wiley.com/doi/10.1029/2024GL111500](https://agupubs.onlinelibrary.wiley.com/doi/10.1029/2024GL111500) -Volcanic activity can have a significantly greater effect than CO₂

214 Reference Articles

Question 7) What is the impact of increasing CO₂ emissions on climate warming?

72) Logarithmic aspect of CO₂ on Temperature www.ronaldbarmby.ca

73) Greenhouse gas effect: [Kininmonth 2022](#)

74) [John Christy: The Climate Real Deal | Science Matters \(rclutz.com\)](#)

75) Limitations of Climate Models Wayne Brown [blog post](#)

76) The Procecutor's Fallacy and the IPCC Report Norman Fenton The Global Warming Policy Foundation 2023

77) https://www.theepochtimes.com/article/fixation-on-co2-ignores-real-driver-of-temperature-say-experts-5588495?utm_source=Morningbrief&src_src=Morningbrief&utm_campaign=mb-2024-02-20&src_cmp=mb-2024-02-20&utm_medium=email&est=AAAAAAAAAAAAAAAAAdeokeBlfzdPH4LYa6DB5DLl7wk9AJCYDwskfcLqaGzqIMxfM63pAbQ%3D%3D

78) The Daily Sceptic [New Scientific Evidence That CO₂ Emissions Can't Warm ...](#)

79) <https://wattsupwiththat.com/2025/01/18/the-saturation-effect-questions-the-prevailing-narrative-on-co2/>

80) <https://thehighwire.com/editorial/new-peer-reviewed-study-co2-has-zero-impact-on-climate-change/>

81) <https://co2coalition.org/publications/radiation-transport-in-clouds/>

82) <http://www.sepp.org/the-week-that-was.cfm...>

214 Reference Articles

Question 8) Is sea level rise and rate of rise unusual and a major concern?

83) **Ivan Giaever Climate Change:** [//www.foreignpolicyjournal.com/2016/01/01/nobel-laureate-ivar-giaever-on-climate-change/](http://www.foreignpolicyjournal.com/2016/01/01/nobel-laureate-ivar-giaever-on-climate-change/)

84) **Sea Level Changes over time** Wikipedia, Peter Vail publications

85) **Sea Ice Index:** https://nsidc.org/data/seaice_index/data-and-image-archive

86) <https://dailysceptic.org/2023/01/29/scientists-struggle-to-understand-why-antarctica-hasnt-warmed-for-over-70-years-despite-rise-in-co2>

87) **NOAA and Rutgers University** Information on snow coverage on the Northern Hemisphere

88) <https://notrickszone.com/2023/02/07/sea-level-is-stable-around-the-world-the-good-news-the-media-dont-want-us-to-hear>

214 Reference Articles

Question 9) What about the scientists' man-made Global Warming crisis consensus?

- 89) Dr. R Lindzen <https://wattsupwiththat.com/2022/12/04/mit-climate-scientist-dr-richard-lindzen-rejects-climate-change-as-a-quasi-religious-movement-predicated-on-an-absurd-scientific-narrative/>
- 90) Dr. John Clauser <https://dailysceptic.org/2023/07/14/nobel-physics-laureate-2022-slams-climate-emergency-narrative-as-dangerous-corruption-of-science/>
- 91) John Stossel Interview with Dr. Judith Curry Aug 9, 2023 [John Stossel](#)
- 92) <https://clintel.org/wp-content/uploads/2023/05/Clintel-The-Frozen-Climate-Views-of-the-IPCC-online-version.pdf>
- 93) Dr. Ivan Giaever: www.foreignpolicyjournal.com/2016/01/01/nobel-laureate-ivar-giaever-on-climate-change
- 94) www.populartechnology.net/2007/10/no-consensus-on-global-warming.html
- 95) <https://clintel.org/world-climate-declaration/>
- 96) www.populartechnology.net/2007/10/no-consensus-on-global-warming.html
- 97) [Wrong Again: 50 Years of Failed Eco-pocalyptic Predictions - Competitive Enterprise Institute \(cei.org\)](#)
- 98) [Challenging Net Zero with Science - CO2 Coalition](#) The 55-page paper
- 99) <https://www.telegraph.co.uk/news/2023/08/04/net-zeros-dam-has-burst-but-bbc-is-still-papering-over/>
- 100) <https://electroverse.info/nobel-prize-winner-slams-climate-alarm-thanksgiving-arctic-blast-sun-hush/>
- 101) [Archaeologists find underwater island previously home to hundreds of thousands of people \(msn.com\)](#)
- 102) https://www.econlib.org/archives/2014/03/16_not_97_agree.html
- 103) Dr. Roger Pielke Jr [released a preprint of his study](#), on *Scientific integrity*
- 104) <https://sealevel.info/learnmore.html> For detailed additional references from the CO2 Coalition sources
- 105) www.populartechnology.net/2007/10/no-consensus-on-global-warming.html
- 106) [The Real Story on Climate Change William Happer Princeton ... William Happer](#)

214 Reference Articles

Question 9) What about the scientists' Man-made Global Warming crisis consensus?

- 107) [New Paper by Lindzen, Happer and van Wijngaarten Shows the ...](#)
- 108) [Climate hysteria and Climate reality a comparison of interglacials.pdf](#)
- 109) **Numbers Behind The Narrative: What Climate Science Actually Says** *Authored by Kevin Stocklin via The Epoch Times,*
- 110) [ANTHONY SADAR: Attacks on climate change skeptics a ...](#) *Washington Times*
- 111) <https://financialpost.com/opinion/scientific-method-beats-climate-alarmism>
- 112) **Reference: Shell v. Milieudefense et al – Expert Opinion Prepared for Foundation Environment and Man**
- 113) <https://thehighwire.com/editorial/new-peer-reviewed-study-co2-has-zero-impact-on-climate-change/>
- 114) <https://x.com/CO2Coalition/status/1859748634436436061> Alberta, Canada Government CO2 +ve legislation
- 115) www.co2coalition.org
- 116) [John Christy's testimony](#)
- 117) https://www.wsj.com/opinion/climate-ideology-is-dying-environment-change-policy-movement-8c8fb882?st=PWd67z&reflink=article_email_share
- 118) [Meet the scientists Trump could tap to undermine climate regulations - E&E News by POLITICO](#)
- 119) [Home - The Global Warming Policy Foundation](#)
- 120) <https://dailycaller.com/2025/04/27/opinion-trump-makes-america-independent-from-the-climate-grift-kevin-mooney/>
- 121) <https://principia-scientific.com/46-climate-change-denying-statements-made-by-former-ipcc-scientists/>
- 122) [blog post](#) Wayne Brown on limitations of models
- 123) <https://www.climateskeptic.org/p/the-cancellation-of-professor-norman>
- 124) [DOE Critical Review of Impacts of GHG Emissions on the US Climate July 2025.pdf](#)
- 125) [recent paper](#) on the subject written by Drs. Richard Lindzen and William Happer
- PHYSICS DEMONSTRATES THAT INCREASING GREENHOUSE GASES CANNOT CAUSE DANGEROUS WARMING, EXTREME WEATHER OR ANY HARM
- 126) US Department of Energy: [A Critical Review of Impacts of Greenhouse Gas Emissions on the US Climate](#). Authors – John Christy Ph.D, Judith Curry Ph.D, Steven Koonin Ph.D, Ross McKittrick Ph.D, Roy Spencer Ph.D.

214 Reference Articles

Question 10) If CO₂ is good and climate always changes, what about other fossil fuel pollutants and alternative energy adoption

127) <https://www.cer-rec.gc.ca/en/data-analysis/energy-markets/market-snapshots/2016/market-snapshot-canadian-tidal-power-capacity-fourth-in-world-with-potential-add-up-7-000-mw-more.html>

128) https://open.substack.com/pub/robertbryce/p/the-iron-law-of-power-density-part?r=ukert&utm_campaign=post&utm_medium=email

129) 'Offshore wind farms cost issues' <https://on.ft.com/3tYAcfp>

130) Renewables cannot replace reliable energy sources in UK <https://gridwatch.co.uk/>

131) Problems with windfarms <http://digitaleditions.telegraph.co.uk/data/1503/reader/reader.html?social#!preferred/0/package/1503/pub/1503/page/69/article/NaN>

132) [https://www.texaspolicy.com/wp-content/uploads/2023/10/2023-10-TrueCostofEVs-](https://www.texaspolicy.com/wp-content/uploads/2023/10/2023-10-TrueCostofEVs-BennettIsaac.pdf?_hstc=123760149.0b6c4a768d8814345847cae6a32008e7.1693587828998.1698185365265.1698235788581.87&_hssc=123760149.10.1698235788581&_hsfp=2439428725)

[BennettIsaac.pdf?_hstc=123760149.0b6c4a768d8814345847cae6a32008e7.1693587828998.1698185365265.1698235788581.87&_hssc=123760149.10.1698235788581&_hsfp=2439428725](https://www.texaspolicy.com/wp-content/uploads/2023/10/2023-10-TrueCostofEVs-BennettIsaac.pdf?_hstc=123760149.0b6c4a768d8814345847cae6a32008e7.1693587828998.1698185365265.1698235788581.87&_hssc=123760149.10.1698235788581&_hsfp=2439428725)

133) Ross Clark Net Zero Watch [The Retreat from Net Zero](#)

134) <https://www.city-journal.org/article/the-magical-thinking-behind-the-energy-transition>

135) <https://wattsupwiththat.com/2024/11/13/president-trump-the-final-nail-in-the-coffin-of-the-global-environmental-agenda/>

136) <https://financialpost.com/opinion/climate-policy-turning-point>

137) <https://www.newsmax.com/larrybell/co2-climate-change/2024/12/01/id/1189976/>

138) https://en.wikipedia.org/wiki/Small_modular_reactor

139) Canada: Banks quit Carney's Net Zero alliance. Giving up the ideology is next. | Financial Post

140) International BRICS countries declared that their domestic energy needs and economic well-being will take precedence over

International climate agreements like "net zero" initiatives. <https://co2coalition.org/2024/11/18/brics-kazan-declaration-trumps-cop29-climate-blather/>

141) <https://journalposts.com/trump-hits-multiple-home-runs-on-climate-and-energy-resetting-america-back-on-a-path-to-energy-security-independence/>

142) Tidal energy <http://evanmearns.com/swansea-bay-tidal-lagoon-and-baseload-tidal-generation-in-the-uk/>

143) <https://boereport.com/2023/08/29/alex-epstein-returns-to-alberta-with-a-prescription-for-effective-energy-dialogues/>

144) [Is an Energy System Transformation Even Possible?](#)

145) [The Rise and Rise of King Coal - by Tilak Doshi](#)

146) [Natural Gas or Coal – Lars Schernikau](#)

147) [The 32-year-old nuclear scientist busting the 'Net Zero myth'](#)

148) [Decline of the Great North American Decarbonization Charade - CO₂ Coalition](#)

149) [Corporate Analysis](#) The Unpopular and Hard Truths of Coal Power The Lifeblood of the U.S.A. July 14, 2025 by Storm Technologies

150) USA Coal electricity costs https://www.eia.gov/electricity/monthly/epm_table_grapher.php?t=epmt_5_6_a;

214 Reference Articles

Question 11) What are the negative implications of pursuing a carbon-neutral policy?

- 151) https://www.dailymail.co.uk/columnists/article-12493679/RICHARD-LITTLEJOHN-No-heat-pump-thermals-youre-nicked.html?ito=native_share_article-top
- 152) <https://financialpost.com/opinion/lawrence-solomon-finally-its-safe-for-the-whistleblowers-of-corrupted-climate-science-to-speak-out>
- 153) [Jusper Machogu on Twitter: "Good morning from Kisii Kenya. What is it like to live here without fossil fuels? Some refer to it as 'Sustainable', I agree, only if its definition changes to 'break your back if you want to eat even though you'll be poor forever' I am weeding our maize. 🌽 https://t.co/gFYo8PqL5W" / Twitter](#)
- 154) <https://www.telegraph.co.uk/politics/2023/07/29/tory-pms-systematically-dishonest-1-trillion-cost-net-zero/>;
- 155) <https://driving.ca/column/motor-mouth/scary-putting-out-ev-fire-firefighting-battery-electric-vehicle>
- 156) [Commentary: "Green Energy" is Neither Energy Nor Green – Alex Epstein - Energy News for the United States Oil & Gas Industry | EnergyNow.com](#)
- 157) <https://www.foxnews.com/politics/study-casts-doubt-electric-vehicles-climate-cost-benefits-wont-achieve-goals-intended>
- 158) <https://www.manhattancontrarian.com/blog/2022-12-1-the-manhattan-contrarian-energy-storage-paper-has-arrived>
- 159) <https://www.powerlineblog.com/archives/2023/10/another-nail-in-the-global-warming-coffin>.
- 160) **Germany set to miss Net Zero target as climate efforts falter** [Reuters, 22 August 2023](#)
- 161) [Joel Kotkin: The inhumanity of the green agenda \(msn.com\)](#)
- 162) [Calgary Herald ePaper](#) The anti-fossil fuel dilemma
- 163) https://www.theepochtimes.com/article/infographic-climate-scientists-credibility-hurt-5552652?utm_source=ref_share&src_src=ref_share&utm_campaign=mb-cc&src_cmp=mb-cc
- 164) Dutch coalition party calls for stop on wind turbines on land after devastating Clintel report Nov 9, 2024
- 165) <https://co2coalition.org/2024/11/18/brics-kazan-declaration-trumps-cop29-climate-blather/>
- 166) <http://digitaleditions.telegraph.co.uk/data/1565/reader/reader.html?social#!preferred/0/package/1565/pub/1565/page/73/article/NaN>
- 167) (<https://www.gov.uk/government/collections/international-energy-price-comparisons>)
- 168) (<https://www.energyinst.org/statistical-review>)
- 169) **Power Do wn Blunder – Doomberg** [Energy problems in Australia due to reliance on renewables](#) 140)
- 170) https://www.realclearenergy.org/articles/2025/01/05/the_climate_agendas_march_through_the_institutions_can_it_be_stopped_1082512.html
- 171) [Solyndra: A Case Study in Green Energy, Cronyism, and the Failure of Central Planning](#)
- 172) [Ed Miliband's net zero plans branded 'fantasy' in damning letter from top scientist](#)
- 173) <https://www.yahoo.com/news/11-years-celebrated-opening-massive-000749414.html>
- 174) <https://davidturver.substack.com/p/record-cfd-subsidies-in-2024> - UK CfD subsidies were £2.4 billion 2024 alone
- 175) [Sweden to lift the ban on uranium mining, plans to build 10 nuclear plants](#) [Mining Technology, 21 August 2023](#)
- 176) [Net Zero "Nearly 13 million UK homes skip heating due to energy bill fears"](#) [Energy Live News, 22 August 2023](#)
- 177) [The recent shutdown of the Bernagues wind farm in Hérault](#)
- 178) [Scottish government faces heat pump rebellion over 'exorbitant' bills](#) [The Daily Telegraph, 21 August 2023](#)

214 Reference Articles

Question 11) What are the negative implications of pursuing a carbon-neutral policy

- 179) UK Government looking into “watering down” plans for Net Zero EV mandate [GB News, 21 August 2023](#)
- 180) Voters won’t accept ‘economic destruction’ to reach Net Zero [The Daily Telegraph, 20 August 2023](#)
- 181) New Scientist: How worried should we be about climate change? [Net Zero Watch, 23 August 2023](#)
- 182) Coral reefs may have adapted to ocean warming [The Times, 23 August 2023](#)
- 183) Ian O’Doherty: Ireland’s bonkers plan to kill cows to save the planet [The Spectator, 20 August 2023](#)
- 184) Will the rising cost of green energy cost US Democrats next year's elections? [Politico, 22 August 2023](#)
- 185) Dominic Lawson: Issues with the prospect of giant turbines or an army of pylons wrecking their views [Daily Mail, 21 August 2023](#)
- 186) The Electric-Vehicle bubble starts to deflate [The Wall Street Journal, 21 August 2023](#)
- 187) Are human beings triggering earthquakes and causing volcanoes? [The Daily Sceptic, 22 August 2023](#)
- 188) https://edition.pagesuite.com/infinity/article_popover_share.aspx?guid=6319d212-c1e9-47fd-bb56-5ab8ddf6eac4
- 189) Statistics Norway reports *man-made CO₂ emissions does not cause systematic changes in temperature*
- 190) <https://www.texasmonthly.com/news-politics/sweetwater-wind-turbine-blades-dump/>
- 191) <https://hotair.com/tree-hugging-sister/2024/05/24/the-lithium-ion-battery-energy-storage-facility-blaze-you-hadnt-heard-about-is-still-burning-n3788991>
- 192) [A Renewable Energy Transition Violates The Maximum Power Principle | Art Berman](#)
- 193) <https://financialpost.com/opinion/net-zero-global-emissions-rising-not-falling>
- 194) Nuclear safety report – Jersey <https://www.gov.je/news/2024/pages/channelislands/publishreportonpotentialnuclearriskstoislanders.aspx>
- 195) <https://co2coalition.org/2024/10/14/western-households-sacrifice-as-asians-splurge-on-coal/>
- 196) <https://financialpost.com/opinion/climate-policy-turning-point>
- 197) <https://www.cnn.com/2024/11/08/toyota-california-ev-mandates-impossible.html>
- 198) <https://financialpost.com/opinion/bjorn-lomborg-climate-spending-costs-more-than-climate-change>
- 199) <https://financialpost.com/opinion/solar-wind-power-expensive>
- 200) [Physics First Energy Policy - by David Turver](#)

214 Reference Articles

Question 11) What are the negative implications of pursuing a carbon-neutral policy

- 201) <https://financialpost.com/opinion/global-warming-policies-hurt-poor> Bjorn Lomborg
- 202) <https://tilakdoshi.substack.com/p/starmers-eu-reset-tethers-the-uk>
- 203) [Kathryn Porter: The True Affordability of Net Zero](#)
- 204) High renewables cost to UK <https://www.ref.org.uk/ref-blog/390-uk-renewable-electricity-subsidy-totals-2002-to-the-present-day>
- 205) [DR. BYRON CAPLAN LECTURE ON FUTURE OF FOSSIL FUELS LISTEN NOW · 1:15:56](#)
- 206) The BBC and Climate Change: A Triple Betrayal Christopher Booker
- 207) [Africa's impact https://www.climateskeptic.org/p/africas-renewable-leapfrog-is-a-dangerous](https://www.climateskeptic.org/p/africas-renewable-leapfrog-is-a-dangerous)
- 208) [Activists call for climate skepticism to be outlawed, and experts say it shows growing desperation | Just The News](#)
- 209) [ilak's Substack | Tilak Doshi | Substack](#)
- 210) [The Ongoing Fiction of Cheap Wind and Solar - CO2 Coalition](#)
- 211) [Solar Blasphemy in India's Thar Desert - CO2 Coalition](#)
- 212) [The Hill published my article](#) Britain's net-zero scheme is being derailed by opposition to solar and wind projects
- 213) [In his first 200 days, Trump has overturned Biden climate agenda at breakneck speed, report shows | Just The News](#)
- 214) <https://x.com/PeterDClack/status/1954035639500038283>

THE BBC AND CLIMATE CHANGE: A TRIPLE BETRAYAL

Christopher Booker
Foreword by Sir Antony Jay

The Global Warming Policy Foundation
GWPF Report 6

57 Referenced Scientists, Professionals

- **Ron Barmby** Professional Engineer
- **Paul Burgess** BSc, MSc, C. Eng
- **Dr H. Sterling Burnet** Director Arthur Robinson Center Climate and Environmental Policy, editor of Environment & Climate News.
- **Dr. Byron Caplan** professor of economics George Mason University
- **Dr John Christy** professor of Atmospheric Science and Director Earth System Science Centre University of Alabama
- **Roy Clark** retired engineer and climate researcher, Noble Prize for work on Climate Model Errors
- **Dr. John Clauser** [recipient of the 2022 Nobel Prize in Physics](#) ; degrees from Caltech and Columbia University.
- **Dr. John Constable** Cambridge, Renewable Energy Foundation
- **Dr. Judith Curry** climatologist and former chair of School of Earth and Atmospheric Sciences at the Georgia Institute of Technology.
- **Dr. Hadi Dowlatabad** (UBC) Canada Research Chair, Inst for Resources, Environment & Sustainability,
- **Dr Freeman Dyson** PhD math, physics, Institute for Advanced Study in Princeton.
- **Alex Epstein** philosopher and energy expert, creator of EnergyTalkingPoints.com and Center for Industrial Progress
- **Dr Ivan Giaever** engineer and physicist who shared the Nobel Prize in Physics
- **Tom Gallagher** MSc Geoscientist
- **Steven Goreham** independent scholar, and researcher in energy and environmental policy, engineer and business executive
- **Ken Gregory** B.AppSc, professional engineer

57 Referenced Scientists, Professionals

- **Dr. Ole Humlum** Meteorologist, former Professor of Physical Geography at the University Centre in Svalbard, Norway, and Emeritus Professor of Physical Geography, University of Oslo, Norway.
- **Dr. William Happer** Professor Physics, Princeton University, specialized in atomic physics, optics, spectroscopy
- **Dr. Les Hatten** mathematician, geophysicist, computer scientist, career in weather prediction and climatology
- **Tony Heller** realclimatescience.com
- **Dr. Roger Higgs** geologist **Walt Johnston** geophysicist
- **Vijay Jayaraj** MS environmental sciences U of East Anglia and postgrad degree in energy management from . Robert Gordon University and a Bachelor's in engineering from Anna University India
- **Dr. Steven Koonin** theoretical physicist, former director the Center for Urban Science and Progress at New York U
- **Lord Nigel Lawson** British politician, journalist who served Financial Secretary-Treasurer and Secretary of State Energy
- **Dr Richard Lindzen** (MIT) American atmospheric physicist atmosphere, atmospheric tides, and ozone photochemistry
- **Bjorn Lomborg** visiting fellow at the University of Stanford
- **Dr. Wallace Manheimer** – leading nuclear physicist
- **Dr. Euan Mearns** Geology Honorary Research Fellow at The University of Aberdeen
- **Mark Mills** Energy Expert and Senior Fellow Manhatan Institute
- **Lord Christopher Monckton** Cambridge graduate, journalist and political advisor
- **Patrick Moore** – ecologist UBC, co-founder of Greenpeace
- **Dr. Tom Moser** NASA Engineer
- **Jeremy Nieboer** Lawyer educated at Harrow School and Oxford

57 Referenced Scientists, Professionals

- **Dr. Roger Pielke Jr and Dr. M.J. Sangster**
- **Ian Plimer** Geologist
- **Kathryn Porter** an independent energy consultant, Master's degree in Physics and an MBA
- **Lord Matt Ridley** a science and environment writer, journalist and businessman
- **Lars Schernikau and William Smith**
- **Michon Scott and Rebecca Lindsey** Paper of earth temperature history
- **Dr. Nir Shaviv** Professor at the Racah Institute of Physics of the Hebrew University of Jerusalem.
- **Michael Shellenberger** Environmentalist
- **Dr S. Fred Singer** Atmospheric physicist, emeritus professor of environmental science, U. of Virginia
- **Lawrence Solman** Executive director of Energy Probe an environmentalist group
- **Dr. Willie Soon** –Astrophysicist and geoscientist Center for Environmental Research and Earth Sciences
- **Jerger Peder Steffensen**, Curator Nels Bohr Institute Department of Geophysics
- **Ronald Stein** Professional Engineer
- **Dr. Henrik Svensmark** Professor in the Division of Solar System Physics Danish National Space Institute I
- **Dr. Van Wijngaarden** is a professor in the Department of Physics and Astronomy at York University in Toronto
- **Anthony Watts** A former [television meteorologist](#) and current radio meteorologist
- **Dr. Mathew M. Wielicki** Earth Science Professor
- **Gregory Wrightstone** Geologist a Senior Fellow at the Cornwall Alliance, Executive Director CO2 Coalition
- **Professor Antonino Zichichi** holder of Italy's, Knight Grand Cross of the Order of Merit of the Italian Republic

Research Findings

Biography of Graeme Phipps compiler of this presentation material

- A professional Geophysicist/Geologist and director of 2 oil and gas companies with over 50 years experience in the International oil and gas industry. Graeme has spent 21 years as director of various companies (11 different Boards, 7 public, with roles on Audit, Reserves, Compensation, Corporate Governance, EH&S and Special Committees plus being Chairman of one public company, plus the principal of Phipps and Associates – an oil and gas consulting firm). Graeme was President of CEP International/PetroKamchatka Plc./East Siberian Plc. (2007 – 2020). In 2005, Executive VP of PetroKazakhstan to become President and CEO which was successfully sold for \$4.2B in late 2005. Exploration and International VP for Petro-Canada (2001 -2002) and VP Corporate Planning and VP Canadian Division for Nexen (1994 -2001). Graeme spent his first 20 years (1974 -1994) with Esso Resources and Exxon in technical, operational and management roles.
- Oil and gas experience in the Western Canada Basin, the Beaufort Sea area, the Arctic Islands and off the East Coast in Canada, the Gulf of Mexico USA, Yemen, North Africa, Romania, China, Gambia, Australia, Malaysia, Indonesia, Nicaragua, UK North Sea, Kazakhstan, Russia.
- Consulting and advisory experience (2002 – present) as the principal of Phipps and Associates, an Oil and Gas Executive Management consulting company, plus 5 years experience in Corporate planning: three years as VP Corporate Planning and Business Development at Nexen and two years with Exxon in their NY head office.
- Presently a director Tundra Oil and Gas Ltd and Buried Hill Serdar Ltd. and recently a member of the Public Accounts Committee, Government of Jersey