The Relationship of CO_2 to Temperature and Climate Change Over Geological Time

A Case Against Mankind's CO2-Induced Climate Warming Crisis

Presentation by Graeme Phipps to the Societe Jersiaise Geology Group Feb.12, 2025

Jersey Climate Forum video of presentations on CO2 and Climate Change
https://www.youtube.com/@JerseyClimateForum

Global Warming and CO_2

Challenging the Cause of Global Warming: Myth vs Reality

Given my professional **background** as a geologist and geophysicist, I am aware of prior ice ages, climate change and changing sea levels that occurred throughout geologic history. **I was surprised by claims that mankind was causing a "climate change crisis".** I also listened to Jordan Peterson talk on speaking the truth.

Dr. Jordan Peterson: SPEAK THE TRUTH!

"The ignorant person affirms, the scientist doubts, the wise person reflects." - Aristotle

This drove me to research this subject in much more detail.

This presentation shows the results of my research obtained from 45 books, 528 articles, 239 videos and 75 well-respected and highly competent scientists and professionals.

email: graeme@phippsandassociates.com +44(0)7700333366

Global Warming and CO_2

Challenging the Cause of Global Warming: Myth vs Reality

These **results are contrary** to what is being said in mainstream media

"The most difficult subjects can be explained to the most slow-witted man if he has not formed any idea of them already, but **the simplest thing cannot be made clear to the most intelligent man if he is firmly persuaded that he knows already, without a shadow of a doubt, what is laid before him". Tolstoy**

I encourage you to listen with an open mind.

CO_2 Coalition interview with Graeme Phipps Feed | CO_2 Coalition Discussion Group

Climate Crisis Scam https://youtu.be/aT2SvlAkE5s; Gregory Wrightstone

It Is Easy Going Green The value of added CO_2

Cause of climate change https://www.youtube.com/embed/1Mj16tiUyI4

https://youtu.be/oModxLDUcoc?si=gq9EgruSRWhBl_hq Net Zero is Dying Jacob Rees- Mogg

Climate The Movie https://www.youtube.com/watch?v=A24fWmNA6lM

Joe Rogan interview with Dr. William Happer and Dr Richard Lindzen https://www.youtube.com/watch?v=Zt32chvO_iY

short interview clips https://youtu.be/6bJsWeoNjmg https://youtu.be/zJng54iRhcM https://youtu.be/mdIGiBEBaQA

short interview clips https://youtu.be/fPWU23gzPS0 https://youtu.be/uV61bIEEbzM https://youtu.be/lRWQ32FGX80

https://www.climateskeptic.org/p/the-climate-skeptic-podcast-episode-722?r=1jqxnz&utm_campaign=post;

Climate Change What the Data Shows https://youtu.be/p7gyAkrLg64?si=eoFCqjcE2klX31uk

Global Warming and CO_2

Is present Global Warming a man-made or a natural phenomenon?



Global Warming and CO_2

Global warming is a normal, nature-driven phenomenon; climate has always changed

- Predictions of climate doomsayers reveal an ignorance of a geological history shaped by natural forces too powerful for human control and too complex to allow for meaningful forecasts.
- We are living in the warmth of an interglacial period known as the Holocene Epoch, which began about 11,700 years ago. It followed a frigid span of nearly 90,000 years, when thousands of feet of glacial ice covered the northern portion of the Northern Hemisphere. Temperatures were lower than the current average by 11 to 14 degrees Fahrenheit.
- The relatively benign Holocene of nearly 12 millennia has been punctuated by intermittent temperature changes, including 10 warming periods, counting our current one. The most recent era of cold was the Little Ice Age from about 1250 to 1850.
- Climate alarmists treat the "preindustrial" era before 1850 as their starting point for measuring modern temperature, without noting that the period falls within the last gasp of the Little Ice Age. Their hysteria and the climate policy they promote are based on a temperature record that begins during a period of unusual cold and on a subsequent warming of a modest 2.4 degrees Fahrenheit over the last 175 years.
- If the temperature record were expanded to take in the warmest parts of the Holocene, the same planet would be seen as emerging from an intermediate deep freeze. Marine sediment cores place peak warmth in the first half of the Holocene interglacial, between 10,000 and 6,000 years ago.

Climate's Past Performance Uncertain Predictor of Future by Vijay Jayaraj

Global Warming and CO_2

Global warming is a normal, nature-driven phenomenon; climate has always changed

- Records from sediment cores show minimal sea ice during the early Holocene, short-term fluctuations through the middle Holocene, and a marked expansion of ice over the past 4,500 years.
- Two thousand years ago, Roman farmers grew grapes and grains at higher latitudes and altitudes that later generations had to abandon because of advancing cold. During the more recent Medieval Warm Period – about 1,000 years ago – Norse settlers lived in southwestern Greenland for close to five centuries, grazed livestock, harvested barley, and buried their dead in churchyard ground that later froze solid and stayed frozen. Tree stumps continue to appear from beneath retreating glaciers in the Alps and the Canadian Arctic, in soil in the warmth of the middle Holocene.
- Then came the temperature decline that was accompanied by horrific consequences for humanity. The Little Ice Age closed Alpine passes, swallowed farms, killed harvests across northern Europe and emptied Greenland settlements. Rivers that had not frozen in human history became sites of ice fairs. Two independent temperature reconstructions drawn from Greenland ice and from ocean sediments off Indonesia, sit 9,500 miles apart and yet record a fall of around 5.4 degrees Fahrenheit between the Holocene peak and the coldest of the Little Ice Age.

Climate's Past Performance Uncertain Predictor of Future by Vijay Jayaraj

Global Warming and CO_2

Global warming is a normal, nature-driven phenomenon; climate has always changed

- While broad historical climatic trends can be identified, predicting the future with confidence is tricky at best. Ocean oscillations in the Pacific and Atlantic redistribute heat on decadal and centennial clocks that nobody can predict. Solar output varies. Volcanoes intervene on no schedule. Cloud behavior, the single largest uncertainty in every atmospheric model, responds to all of it. These assemblages of water vapor and aerosols act both as insulators against the loss of nighttime heat and as reflectors sending sunlight back to outer space.
- All are mighty forces, along with many others, that operate irrespective of human activity, whose effects are negligible on the grand scale of a climate system of practically infinite complexity.
- In the end, what we know is that warmth is better than cold when it comes to human flourishing and that abundant, added CO_2 improves plant growth and affordable energy is necessary to build and sustain prosperous societies. In the meantime, the Holocene climate will keep doing what it has always done, and we will know what that is after it has happened.

Climate's Past Performance Uncertain Predictor of Future by Vijay Jayaraj

Global Warming and CO2

Is Global Warming a Man-Made Crisis Caused by Increased CO2 Emissions?

A clear relationship exists between global population growth and atmospheric CO_2 levels, reflecting increased human activity. However, the temperature response does not display a corresponding relationship. Nor is the claim of a recent Climate Crisis unique to our present time.

Carbon Dioxide Concentrations and Population Growth

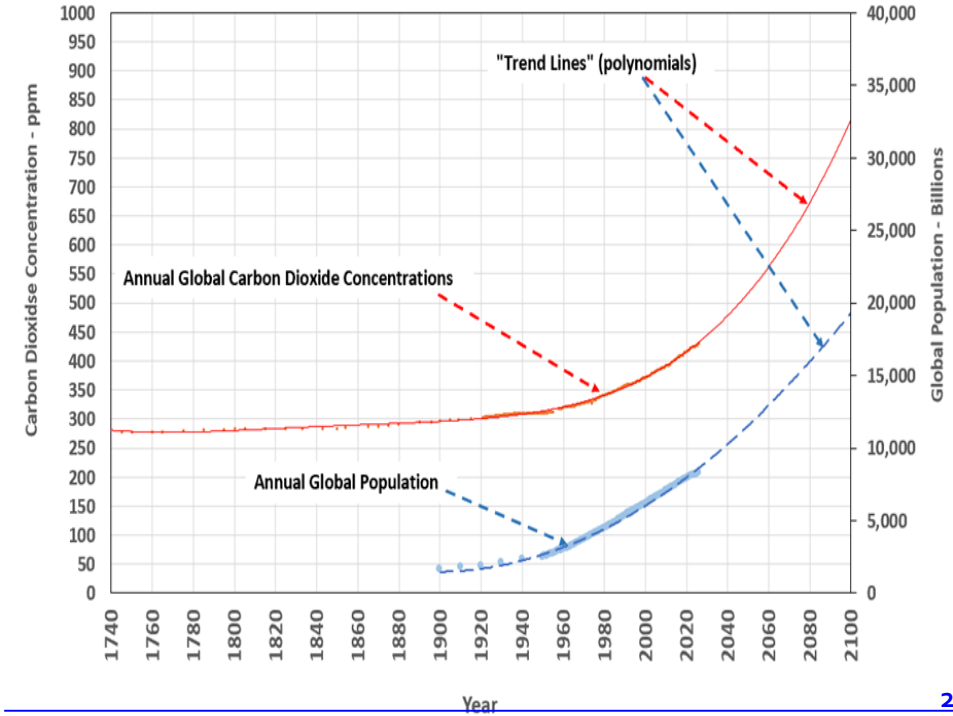

Atmospheric CO2 and Accumulated CO2

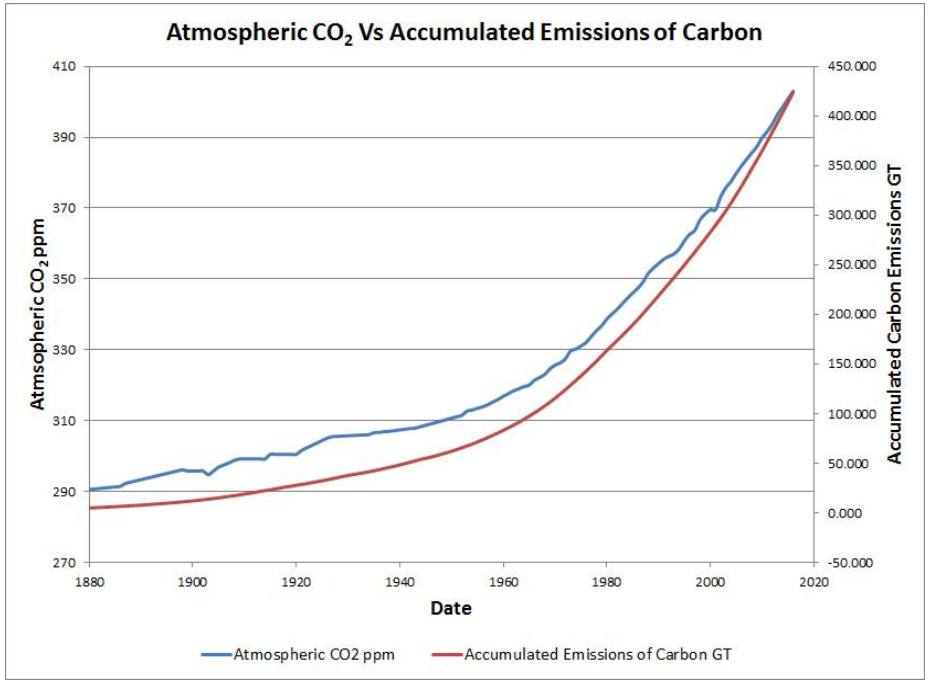

2024 Annual GWPF Lecture - Judith Curry - Climate Uncertainty and Risk ...

Carbon dioxide concentration versus global population growth using data for periods starting at 1740 (CO_2) and 1900 (population), data for both to 2023. Graphs extrapolated to 2100. Reference Ian McNaughton

Human Emissions and Atmospheric Concentrations of Carbon Dioxide - CO2 Coalition

Global Warming and CO2

Is Global Warming a Man-Made Crisis Caused by Increased CO2 Emissions?

The claim that extreme weather, wildfires, droughts, and heat are spiralling out of control does not hold up. Isolated disasters still happen. That is not the same as a planetary breakdown. Meanwhile, the measures that matter for human welfare have moved in a positive direction. Life expectancy has risen. Agriculture has become more productive. The planet has greened as atmospheric CO_2 has increased, because CO_2 is plant food, not poison.

CO_2 is not a pollutant but a trace atmospheric gas necessary for plant photosynthesis and all life. Higher concentrations increase plants' growth and drought resistance. About 70% of global greening confirmed by NASA satellites has been attributed to CO_2's fertilization effect. Greenhouses routinely increase CO_2 levels to boost crop yields.

Humanity has become far more capable of adapting to environmental challenges. Wealth, technology, and reliable energy have reduced vulnerability. Policies that starve developing countries of affordable fossil fuels do not protect the poor but rather expose them to injury, poor health, and early death. Look beyond the narrative. Examine the data. Discover where the evidence leads.

[Beyond the Narrative and Following the Data with Vijay Jayaraj | Climate Debrief]

Feynman's Wisdom and the Facts About CO_2

"No government has the right to decide on the truth of scientific principles," wrote Nobel laureate Richard Feynman in *The Meaning of It All*. To sharpen the point, a legislature can fund research, an agency can set rules, a court can weigh evidence, but none of them can vote a physical law into being or out of existence.

A principle is true if predictions match what is measured and false if they do not. Consensus, peer review, and an official summary do not change the measurement. Feynman's warning was that once government treats a scientific claim as settled, dissent stops being a test of the claim and becomes a political offence.

Rising CO_2 has increased global plant growth and crop yields, especially in dry regions where plants use water more efficiently. Satellite records show a greener planet, and hundreds of studies document gains in food production from higher carbon dioxide.

We must adhere to the scientific method and secure abundant energy, higher crop yields, and the plant growth that comes with more CO_2.

Feynman, the Courtroom, and the Endangerment Finding

Global Warming and CO2

Quotes from reputable, knowledgeable individuals

1} **"Global warming is part of a natural cycle and there's nothing we can actually do to stop these cycles. The world is now facing spending a vast amount of money in tax to try and solve a problem that doesn't actually exist." Dr David Bellamy**, Jan 18, 1933 – Dec 11, 2019, was an English academic, botanist, television presenter, author and prominent campaigner in the UK. pic.x.com/WU1ZHimrr8

2) **"There is no Climate Catastrophe.. We are making ourselves poorer, less secure, dependent on our enemies to achieve nothing except feeling good about how virtuous we are."** Konstantin V. Kisin is a British political commentator, author and co-host with Francis Foster of the *Triggernometry* podcast. The Truth About 'Climate Science' | Konstantin Kisin

3) **"The real environmental emergency isn't the modest warming that has helped humans thrive. It's land degradation, poisoned water and other forms of pollution that are burying the Global South alive. We've been fighting the wrong environmental war." Dr Vijay Jayaraj** is a Science and Research Associate at the CO2 Coalition with postgraduate degree in Energy Management Robert Gordon University, UK, an MS in Environmental Sciences University of East Anglia, UK, a BS in Engineering Anna University in India Real Environmental Crisis Is Not Climate Change - CO2 Coalition

4) **"Two prevalent myths are damaging our economy and hurting the less fortunate: 1) that greenhouse gases, chiefly carbon dioxide, are causing dangerous global warming; and 2) that wind and solar can easily replace fossil fuels, nuclear, and hydro in electricity generation. Both are false yet widely accepted**. " **Thomas S. Drolet** has had a 57-year international career in many phases of Energy, including Nuclear Power, Fusion Power, Nuclear Fuel Supply, major projects in Coal, Natural Gas, Distributed Generation, Oil and other Renewables (Geothermal, Hydroelectric, Solar and Biomass).

5)' **World Climate Declaration: THERE IS NO CLIMATE EMMERGENCY 2,000+ scientists**

Global Warming and CO2

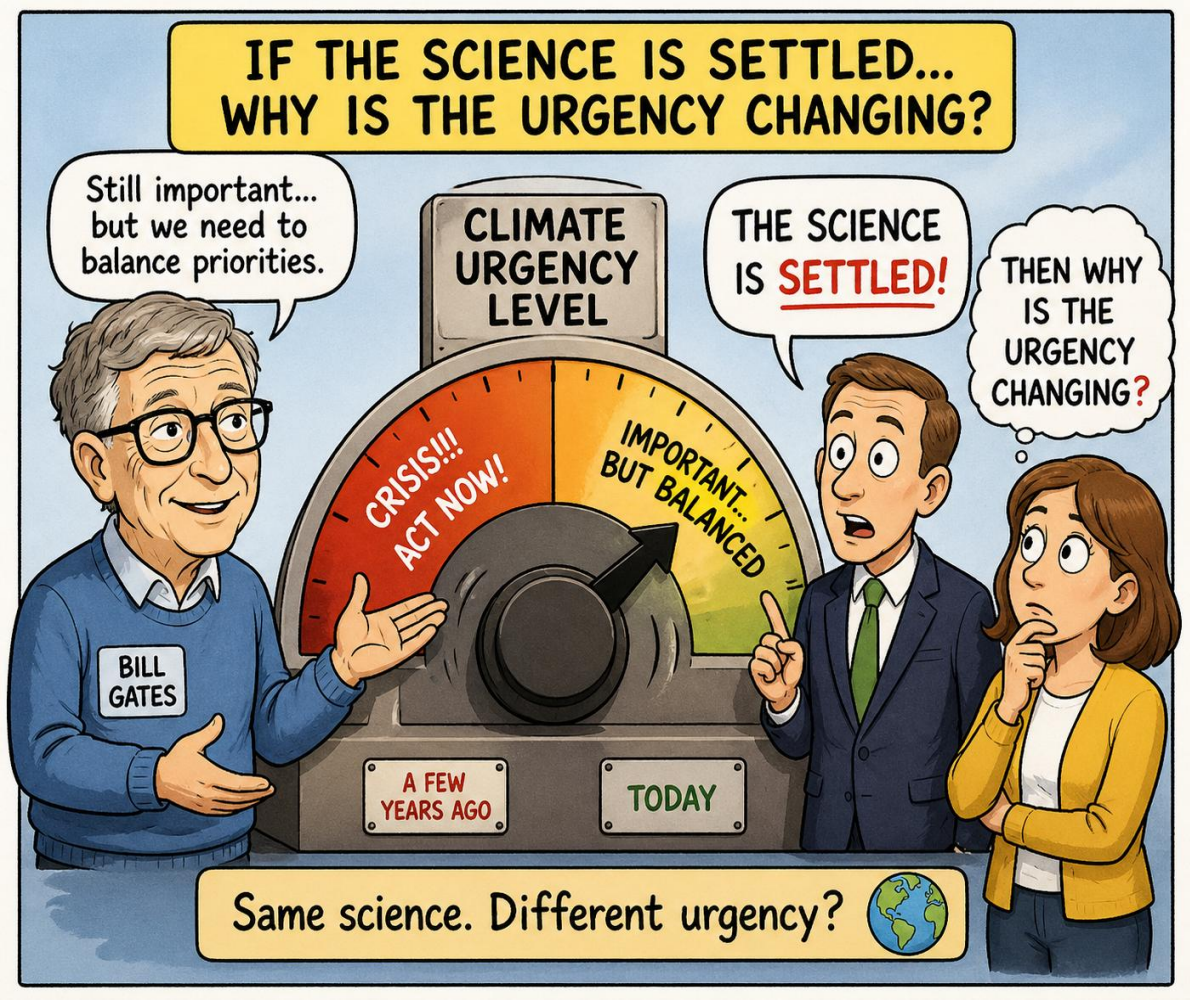

[Cooling Doomsday Rhetoric Affords Rational View of Climate | Newsmax.com](#) Larry Bell

https://sealevel.info/Unsettled-Climate_Changes_Real_Story-NewsMax_and_the_CO2_Coalition-2026-with_ads.mp4

Global Warming and CO_2

CO_2 and Climate Crisis Findings: Myth vs Reality

"The Science" doesn't support a CO_2 Climate Crisis:

Carbon dioxide has two relevant properties: as a creator of food and oxygen, and as a greenhouse gas

1) Global Warming is happening, but this is normal and has been happening throughout geologic history.
2) Warmer temperatures are good
3) More CO_2 is good
4) Global Warming is not caused by increased CO_2, which has only a very minor and ever-decreasing impact
5) We are not in a "Climate Crisis"
6) The Science is not "Settled"

Global Warming and CO_2

Are warmer temperatures and higher CO_2 levels causing a climate crisis?



https://www.climateskeptic.org/p/the-climate-skeptic-podcast-episode-722?r=1jqxnz&utm_campaign=post

1) Warming temperatures are not unusual

The Earth's temperature changed significantly over last 600 million years

- Changing temperature is a natural phenomenon.
- Over most of recorded geologic history, temperatures were much higher than at present time.

Temperature Changes Over 600 Million Years of Geologic History

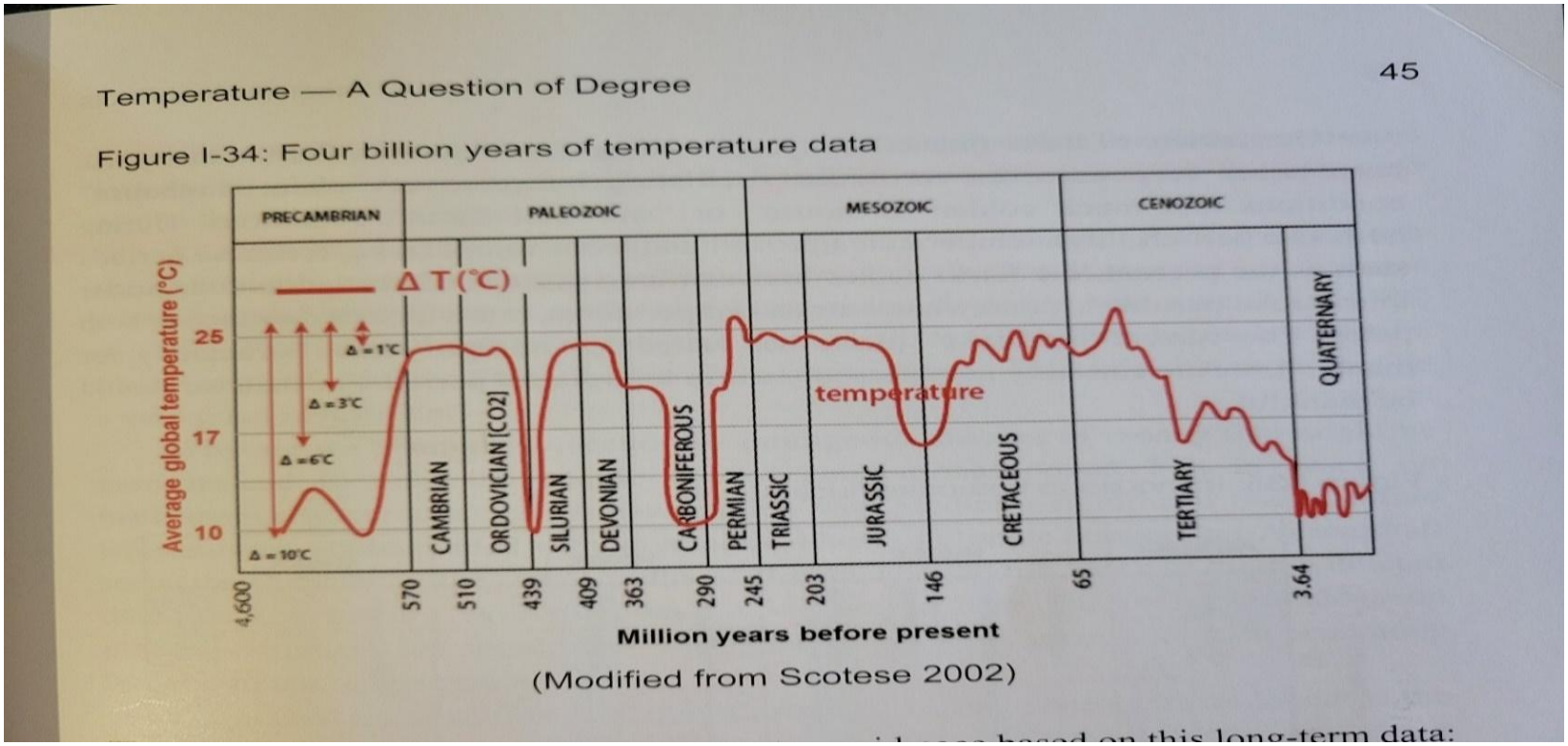

Reference book: Inconvenient Facts page 45 Source: Modified from Scotese 2002

Source: www.climate.gov/news-features/climate-qa/whats-hottest-earths-ever-bean

Paper: An Assessment of the Conventional Global Warming Narrative. Dr. Richard Lindzen Published by the Global Warming Policy Foundation Sept. 22, 2022

2) Warmer temperatures are on balance good
4000 years of temperature-driven cultural advances and retreats

- **Mankind thrived under warmer temperatures and suffered during cold spells.**
- Minoans prospered during **the warm Bronze Age and barely** survived during the colder Greek Dark Age.
- Civilization flourished during the **Roman Warm Period,** when the Romans were **growing grapes in Scotland,** followed by the colder, devastating **Dark Ages**
- The **Medieval Warm Period** saw civilization advance with positive living conditions.
- The **Little Ice Age** brought hardships, including crop failures, famine and population decline.
- **These warm periods, when mankind thrived,** were all higher by 0.5 to 2 ° C than today's temperature

4000 Years of Temperature-Driven Cultural Advances and Retreats.

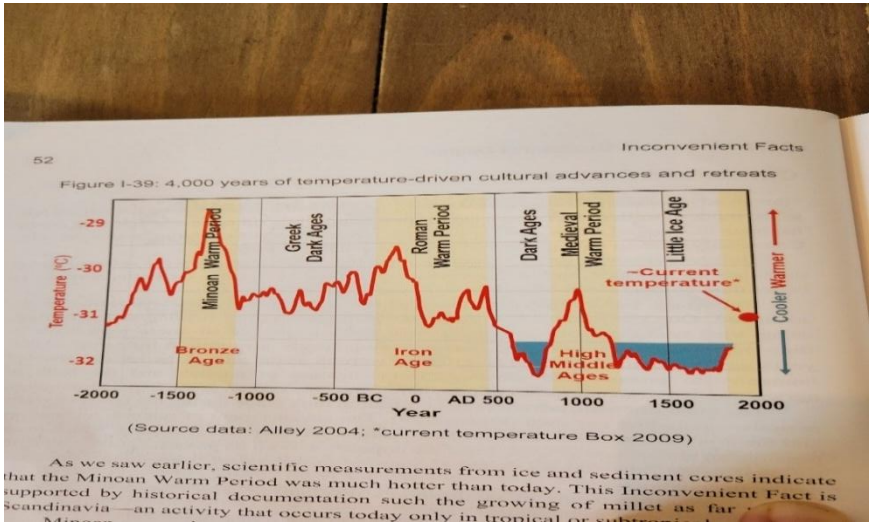

Global Temperature for the past 65 million years

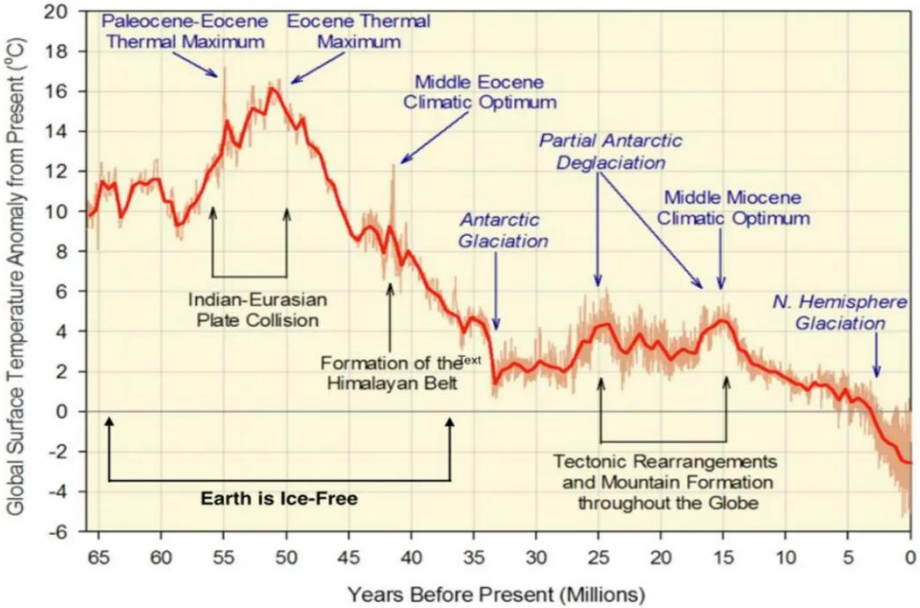

Reference book: Inconvenient Facts

2) Warmer temperatures are on balance good

Deaths from cold temperatures are much greater than from warm temperatures*

- **Four to five times more people have died related to cold temperatures than warm temperatures.**

Higher Percentage of Global Deaths Attributed to Cold Vs Warm Temperatures (1985 – 2012)

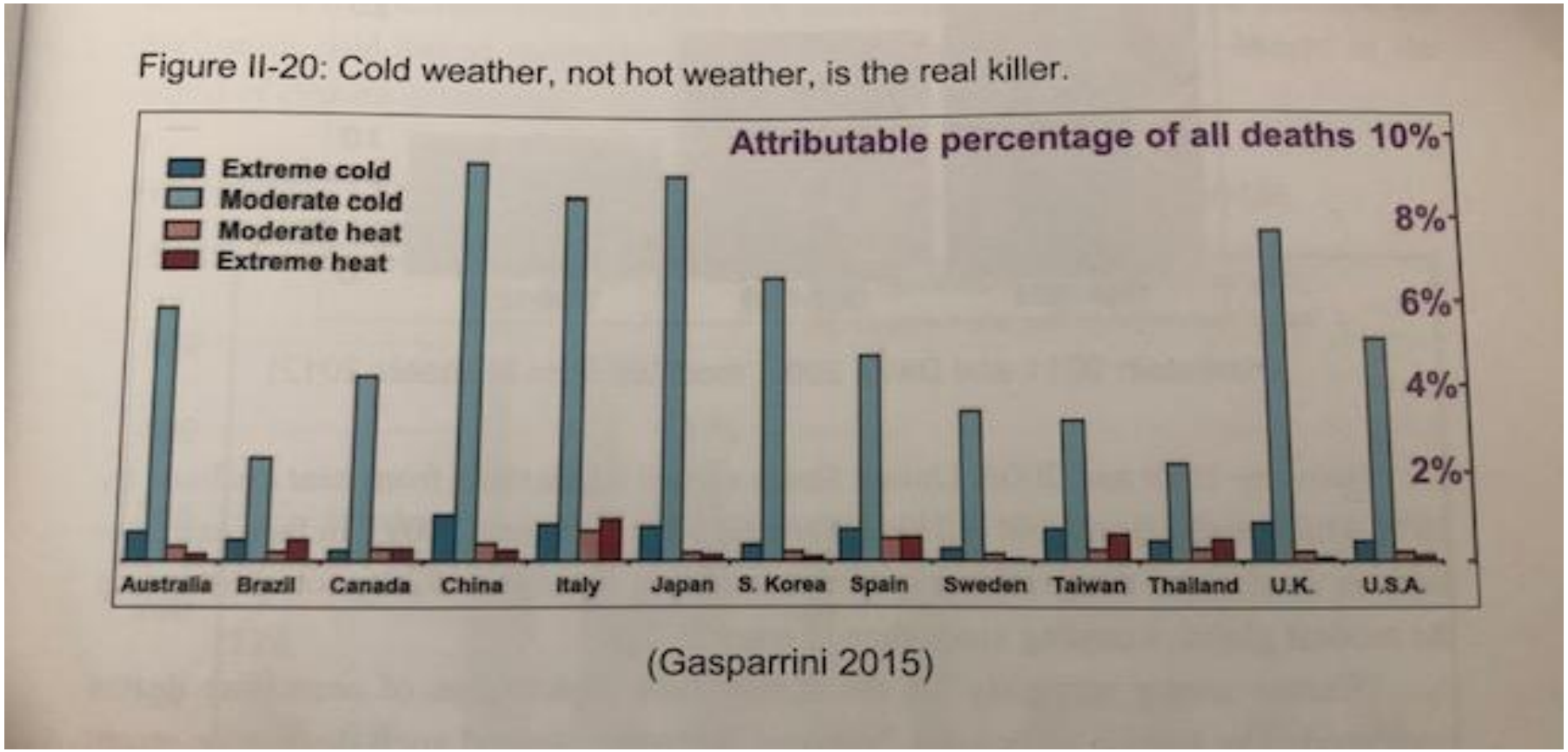

Reference book: Inconvenient Facts page 83; Cool It Pages 17, 38

Source: Gasparrini 2015

2) Warmer temperatures are on balance good

Historically, mankind thrived under warmer temperatures and suffered during cold spells.

Historically, War Occurrences Correlate with Periods of Cold Climate

- In the pre-industrial period, the main source of livelihood was agriculture; traditional agriculture was very much dictated by the whims of climate and weather conditions; any deterioration of climate would trim agricultural production; yield reduction would trigger famine, tax revolt, and a weakening of state power; the deficit in livelihood resources was aggravated by the population expansion accumulated in the previous favorable climate.
- Six major cycles of cold and warm phases were identified between AD 1000 and 1911.
- **Cold:** AD 1110–1152, 1194–1302, 1334–1359, 1448–1487, 1583–1717, and 1806–1911
- **Warm:** AD 1000–1109, 1153–1193, 1303–1333, 1360–1447, 1488–1582, and 1718–1805
- Analysis of the global correspondence of **wars and climate post year 1000 indicates cold periods were much more dangerous than warm:** the number and ratio of wars in the mild eighteenth century were the lowest compared with other centuries; the worldwide war ratio during cold centuries was 1.93 times greater than that of the mild eighteenth century, and 1.77, 1.91, 1.50, and 2.24times greater for the Northern Hemisphere, Asia, the arid areas of the Northern Hemisphere, and Europe, respectively.
- **Cold periods relate to** the two **crises** in Europe, the Middle Ages and the 17th century ones, and to the 1,679 wars in China during the period AD 1000–1911, including 682 rebellions. Of the six cold phases in China, five experienced dynasty collapse. Eight of the ten war peaks coincided with cold phases. All cold phases had one or two war peaks.

https://www.researchgate.net/publication/279192423_Quantitative_Analysis_of_Climate_Change_and_Human_Crises_in_Histo

3) Higher CO_2 levels are not unusual and are good for plant life

Global CO_2 levels changed dramatically over the last 600 million years

- **CO_2 levels have been much higher throughout geologic time**.
- CO_2 highs in the Jurassic **time of dinosaurs were about 2,800 ppm (7 times higher than today)** and nearly 8,000 ppm in the Cambrian period when recorded life began on Earth. Today's CO_2 concentration is 420 ppm
- Concentrations up to 1,000ppm are common and safe in classrooms and large public indoor gatherings.
- US Navy submariners breathe 3000 to 5000 ppm of CO_2 for 3-month tours with no health impact

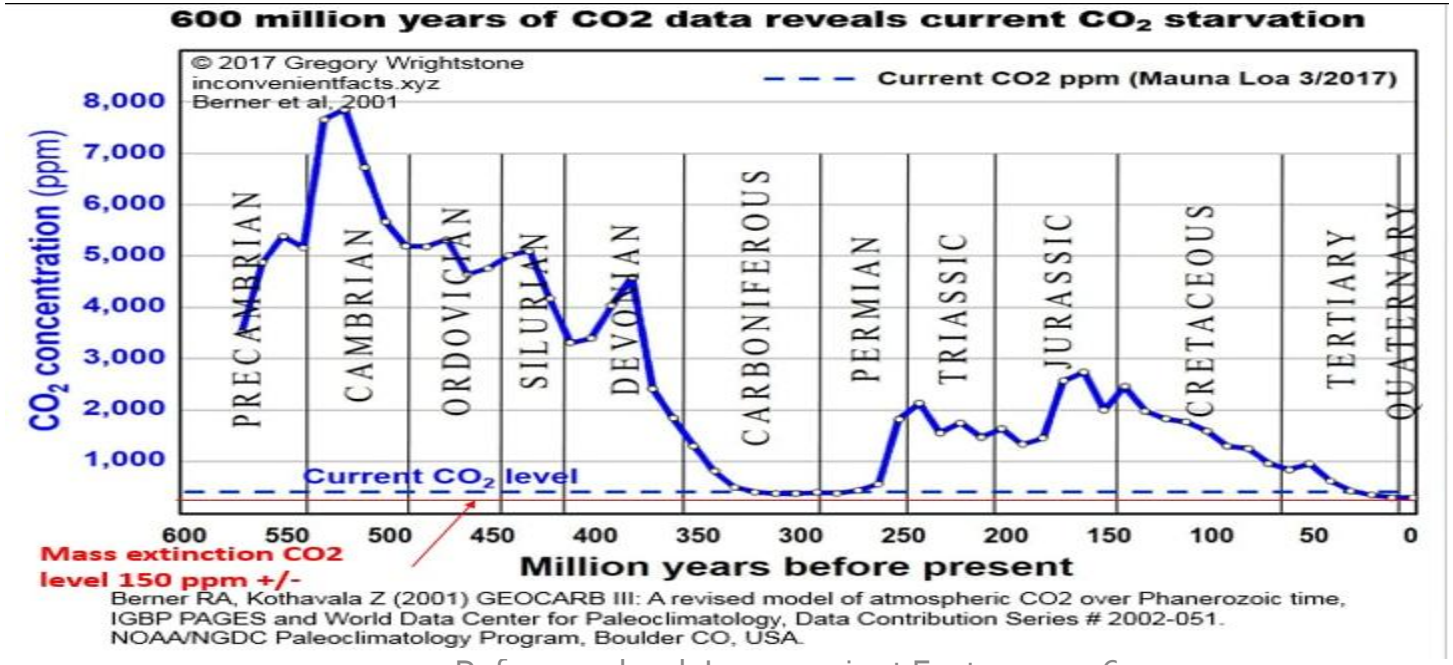

Reference book Inconvenient Facts page 16p

Source: Berner 2001 ; data also available from GEOCARB III; Carbon Dioxide Poisoning 2005 Nigel Langford COPSE MODELS and Royer compilation; Carbon Dioxide Poisoning Nigel Langford

Reference: Book: Unsettled What Climate Science Tells Us, What it Doesn't and Why It Matters Steven E. Koonin

https://www.instagram.com/reel/DQtkpoBjzAT/?igsh=MTg5NHFhMXV5dWF6ag==

3) Higher CO_2 levels are not unusual and are good for plant life

CO_2 levels decline over last 140 million years close to level needed for plant survival

- Over the last 140 million years, CO_2 levels have dropped to a recent low of 180 ppm.
- **A further 30 ppm decline in CO_2 would bring about the end of plant life**.
- Mankind's CO_2 emissions have reversed this trend, bringing CO_2 levels up to 420 ppm.

CO_2 Levels Declining Over Last 140 Million Years

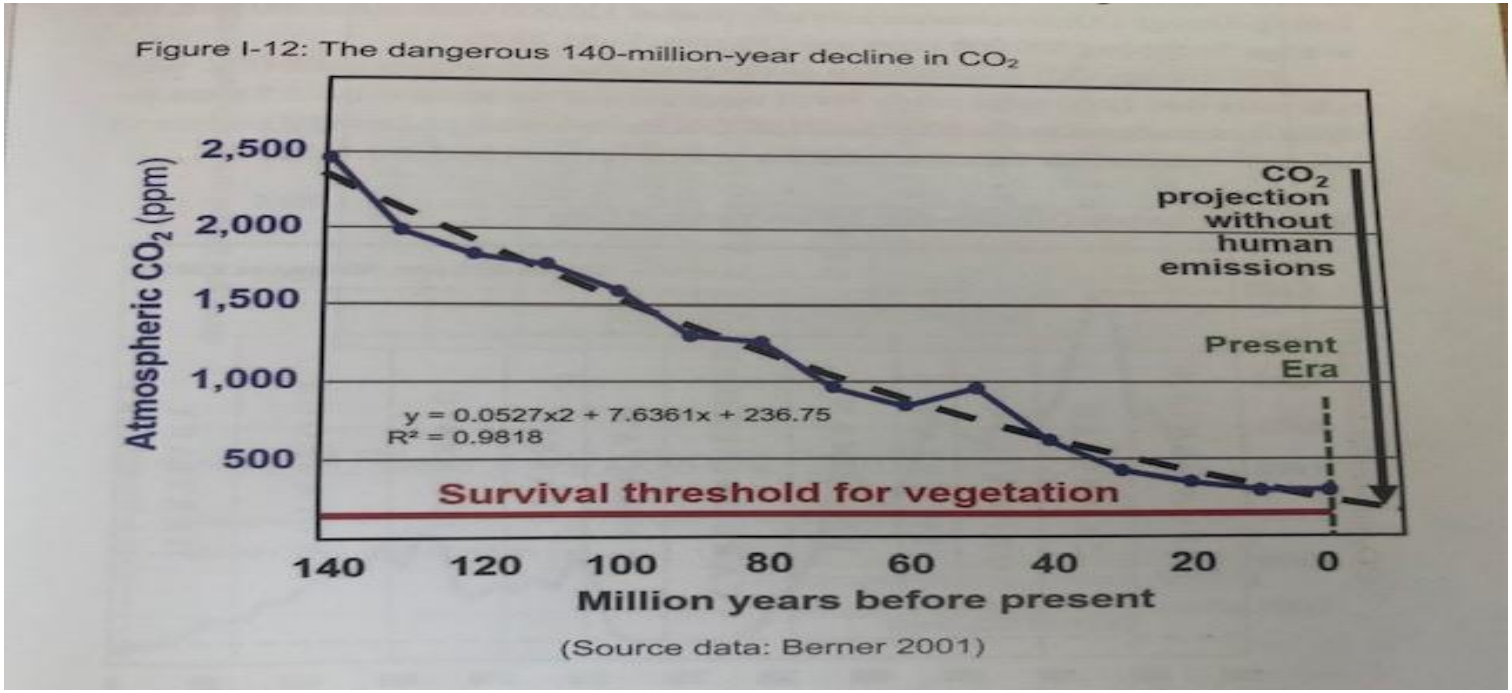

Reference book: Inconvenient Facts page 15

Source data: Berner 2001

Dr. Patrick Moore - A Dearth of Carbon? – YouTube

https://youtu.be/pHCCE-sw_Sc William Harper discussion on CO2

3) Higher CO2 levels are not unusual and are good for plant life

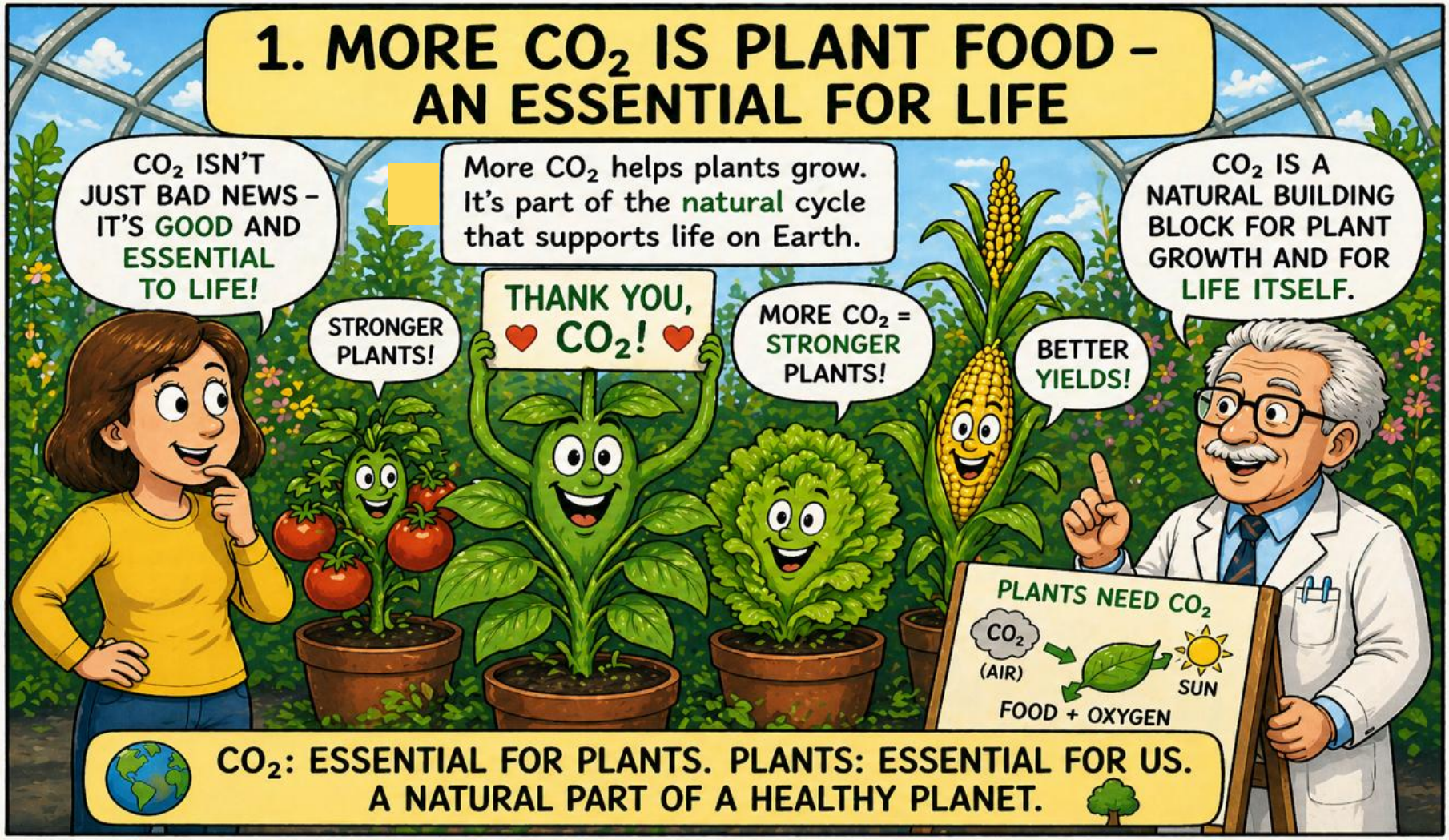

[Hotter than Ever? Climate Research Reports Good News]

3) Higher CO_2 levels and are good for plants

Between 1982 to 2015 the world has been greening with increases in CO_2

- NASA satellite images show vast regions with increased growth due mainly to higher levels of CO_2, as increased CO_2 levels mean plants require less water to grow. Examples are the greening of the lower Sahara and the retreating deserts in China. More CO_2 has resulted in more and more rapid plant growth with significant greening. Since 1980, the semi-arid areas have greened by 40%
- Global warming increases cold temperatures much more than warm temperatures. Temperate and Arctic regions are affected much more than tropical areas, where temperatures have varied little
- As CO_2 continues to rise, global plant growth will also increase. Forests have expanded globally.

Increases in Leaf Areas between 1982 -2015



Reference book: Inconvenient Facts page 76, 213

Source: Modified from NASA 2016, permission R Myneni

Reference book: Cool It Page 12; https://youtu.be/M8iEEO2UIbA William Happer

Study finds CO_2 is greening the earth and making vegetation flourish worldwide (westernstandard.news)

New study finds that CO_2 is increasing the rate by ... - CO_2 Coalition

peter clarke co2 and planet greening **NASA-acknowledged greening of Earth.**

Global Greening Hits New Record as Climate Emergency Fails to ...

The 'Green' Truth Alarmists Won't Mention

3) Higher CO_2 levels are good for plant life

Increases in CO_2 have very beneficial effects

Positive Impacts of Added CO_2

- Global crop yields have risen 15 – 20 % since 1960, almost entirely attributed to CO_2 fertilisation (Idso, 2013, IPCC AR6 WG1 Ch5). Famine deaths have also plummeted over time as the world's population doubled. CO_2 deserves much of the credit. Increased CO_2 over the past century has supported this explosion in plant life and available plant food from booming agriculture.
- There has been a more than 18% increase in the global leaf area in 40 years (from CO_2 fertilisation). Warmer, more balmy temperatures are also lengthening the growing seasons. Every 100 ppm increase in CO_2 typically boosts plant growth by 25-50 % in all non-water-limited conditions. My analysis draws on 776 studies from 1993-2019, clearly showing that an increased CO_2 level delivers an increase in global biomass.
- This is an astonishing windfall for life on earth, chiefly from CO_2, a trace gas at 420 ppm (or 0.04%). It also has a secondary benefit for life by contributing to baseline levels of warmth around the planet, along with water vapour and other trace gases with similar properties, like methane (1,920 – 1830 parts per billion). However, this is not enough to be the defining control knob for changing the climate around the world.
- These are the reasons why commercial greenhouses pump CO_2 to 1000-1500 ppm. It ensures that crop yields jump by 20-70% depending on the crop. If 1000 ppm is good for tomatoes, why is 420 ppm an emergency for the planet?

3) Higher CO_2 levels are good for plant life

Increases in CO_2 have very beneficial effects

Positive Impacts of Added CO_2

- Water vapour and cloud cover are the mainstays of rainfall and the entire hydrologic cycle, returning water as precipitation to rivers, lakes and maintaining the oceans (where 78% of rain ends up).
- The world population has more than doubled since 1970, going from roughly 3.7 billion to over 8 billion by 2022-2025. The population tripled since 1950. This massive global expansion was supported by increased food production and agricultural advancements, known as the Green Revolution.
- CO_2 is the foundation for life on Earth and the chief source of photosynthesis. It also delivers the calcium carbonate in water to produce exoskeletons for all shellfish. This is the miracle of CO_2, enabling green chlorophyll plants and algae to convert sunlight into food energy and oxygen. In this way, CO_2 supports every food chain on earth.
- Science shows that 500-1000 ppm of CO_2 plus 1-2 $^\circ$ C extra warming hits the sweet spot for all terrestrial and marine life, including human civilisation. We should be managing adaptation and energy abundance, not waging a war on a trace gas that makes the planet greener. Higher CO_2 gives a net benefit to life on Earth. This means the current carbon-neutral policy of driving down CO_2 levels - the purpose for net-zero - is anti-life.

3) Higher CO_2 levels are good for vegetation

Test shows improved tree growth with higher CO_2 levels

- **Greenhouse gases keep the world warm; they absorb heat and radiate it back to Earth, warming the surface and atmosphere; humans could not exist on Earth without this warming effect**.
- **When CO_2 increases, plants thrive**, becoming larger and able to absorb more CO_2.
- These trees were grown under the same conditions except with varying CO_2 atmosphere levels.
- A standard procedure for greenhouse growers is to increase the level of CO_2 to 800 to 1,200 ppm.
- Almost all ecosystems have grown greener in the past four decades — by about 15 percent in 33 years. So have marine ecosystems, whether based on phytoplankton, corals, or seaweed: all are growing faster. Plants must open their pores — stomata — to inhale CO_2, and in doing so, they lose water, so **any increase in CO_2 levels helps them reduce water loss**
- **Improving Tree Growth With Increasing CO_2 Levels Optimum plant growthCO_2 levels 1000 – 1400ppm -**

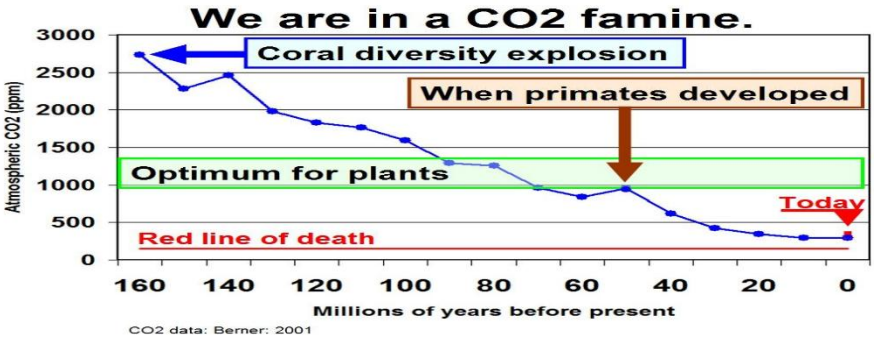

Reference book: Fake Invisible Catastrophes and Threats of Doom page 54

https://youtu.be/PblYr-KjOVY Ridley: CO_2 is greening the Earth - by Matt Ridley

Trees Get Bigger Around the World Thanks to Higher CO_2 Levels

https://www.nbcnews.com/world/latin-america/amazon-rainforest-giant-trees-bigger-carbon-dioxide-climate-change-rcna234064

Climate News Worth Celebrating: The Earth Is Getting Greener.

3) Higher CO2 levels are good for plant life

Crop yields and per-acre crops improved with higher CO2 and temperature levels

- **CO2** works as an aerial fertilizer. **Increases in CO2 benefit crop production.**
- **Global warming** lengthens growing seasons, reduces frost events and adds available farmland

Increases in Bushels of Grain Harvested Worldwide

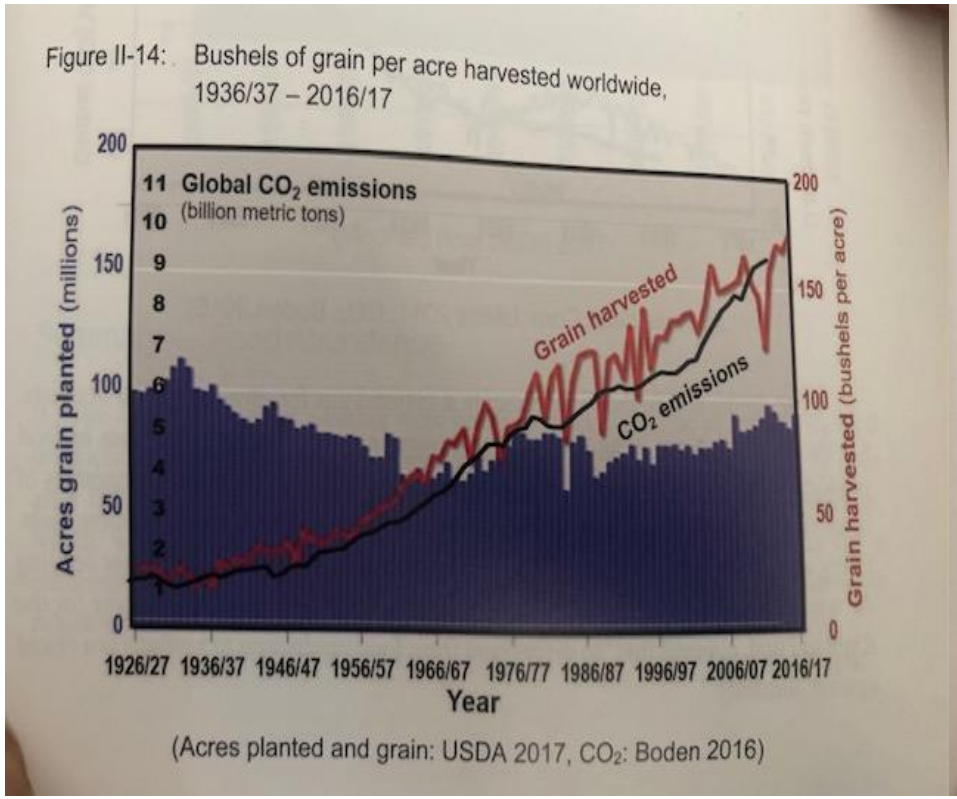

Higher Crop Yields With Increasing CO2

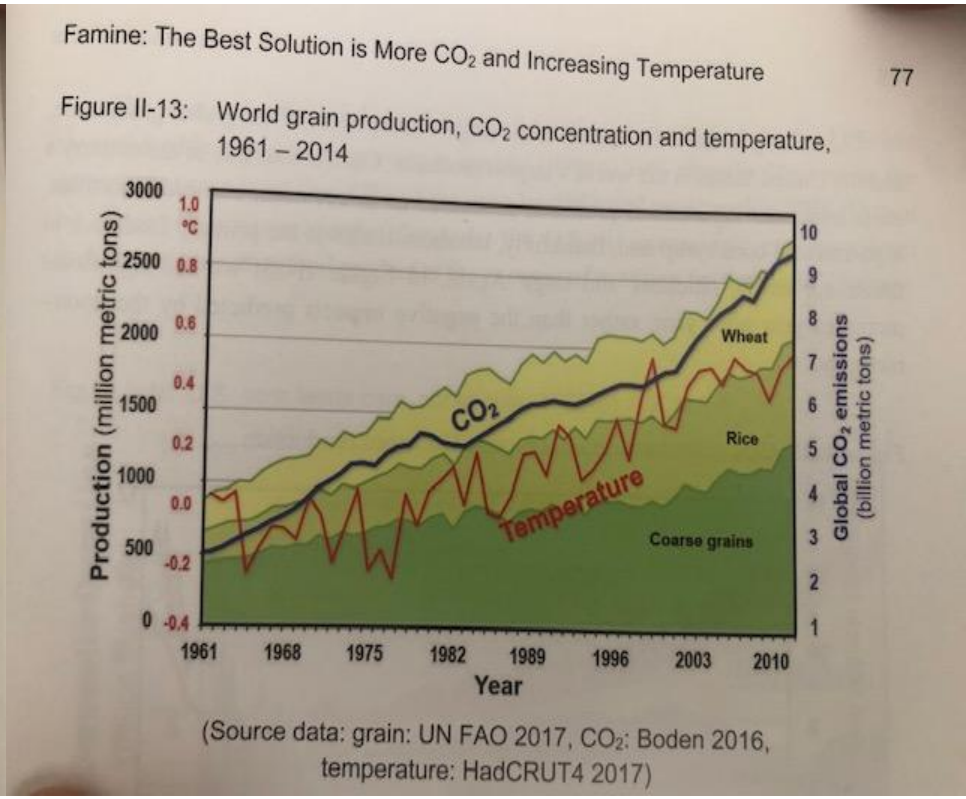

[It Is Easy Going Green The value of added CO2]

Reference book: Inconvenient Facts page 77, Climate at a Glance page 6,7

Source: Acres planted and grain USDA 2017, CO2 Boden 2016

3) Higher CO_2 levels are good for plant life

Tests show improved crop yields with increased CO_2 for plants

- Crop yield growth improved with 300 ppm more CO_2 based on 3,586 experiments on 549 plant species. These tests show that plants benefit from higher CO_2.
- **The degree to which plants respond to more CO_2 varies, but it is always positive.** An increase in CO_2 to 800 parts per million (ppm) or so—more than double the current atmospheric concentration—increases yields by 10% to 100%.
- In greenhouse farming, carbon dioxide levels are elevated to 1,000 ppm or so to increase the yields of tomatoes and cucumbers by 20% to 40%. Plants, such as corn, sugarcane, and millets, also benefit from higher atmospheric CO_2, whose positive effect on them is even more evident in the presence of drought. Vijay Jayarai

Improving Crop Yield With Increased CO_2 Levels

Reference book: Inconvenient Facts page 20

Source: Ids02013, courtesy Monckton 2017

https://youtu.be/pHCCE-sw_Sc William Harper discussion on CO2

3) Higher CO_2 levels and warmer temperatures are good

Science & observations do not support Net Zero policies

Dr W.A. Van Wijngaarden

Actual Impact of CO_2

Ocean Acidification

- Without CO_2 oceans would be very basic with pH of 10.5, like bleach, and would not support life in oceans
- Doubling atmospheric CO_2 lowers ocean pH from 8.18 to only 7.93. This is less than pH variations with latitude, longitude and depth in oceans. This is also comparable to diurnal pH change in surface waters, due to photosynthesis during day and respiration at night
- Coral reefs grow best in warm water

Vegetation

- Vegitation grows much faster with higher CO_2 plus absorbs more CO_2 so may mitigate rate of CO_2 increase
- Increasing CO_2 reduces hole pore space in plants, less water loss and easier to grow in arid regions
- Methane Impact
- Warming due to methane ia $1/10^{th}$ that of CO_2 because of the very low amount of methane being added
- Shooting all the cows would reduce temperature effect by only 0.05 C degrees –-a completely trivial amount

Conclusions

- Doubling of CO_2 warms the Earth by 1 Degree C with an unknown impact on clouds and any added effect
- Evidence does not support hysteria about polar ice sheet retreat, sea level rise or related items
- There is no observed change in precipitation, frequency of severe storms, tornadoes, hurricanes or forest fires
- Sea life, such as coral reefs, are not endangered by small temperature rises
- Net zero efforts to outlaw fossil fuels, reduce cattle numbers and fertiliser use endanger food supply and make it impossible to preserve our standard of living and are not supported by scientific evidence

3) Higher CO_2 levels and warmer temperatures are good

Expert opinion by Gregory Wrightstone, CO_2 Coalition

Gregory Wrightstone: "It's quite obvious that there are huge benefits that are due to climate change:

i) Longer growing seasons

ii) Crop productivity is outpacing population growth,

iii) Extreme weather-related deaths have dropped more than 90 percent since 1900,

iv) Deserts are shrinking, and

v) Forests are expanding."

Reference book: A Very Convenient Warming. How modest warming and more CO_2 are benefiting humanity, Gregory Wrightstone

3) Higher CO_2 levels and warmer temperatures are good

4000 years of temperature driven cultural advances and retreats

- Historically, mankind thrived under warmer temperatures and suffered during cold spells.
- Minoans prospered during the warm Bronze Age, followed by mere survival during the Greek Dark Age.
- Civilization flourished during the Roman Warm Period, followed by colder, devastating Dark Ages.
- The Medieval Warm Period (1.0 to 1.4C ° C warmer) saw civilization advance with positive living conditions.
- The Little Ice Age brought severe hardships, including crop failures, famine and population decline.
- These warm periods, when mankind thrived, were all higher by 0.5 to 2 C than today's temperature

4000 Years of Temperature–Driven Cultural Advances and Retreats.

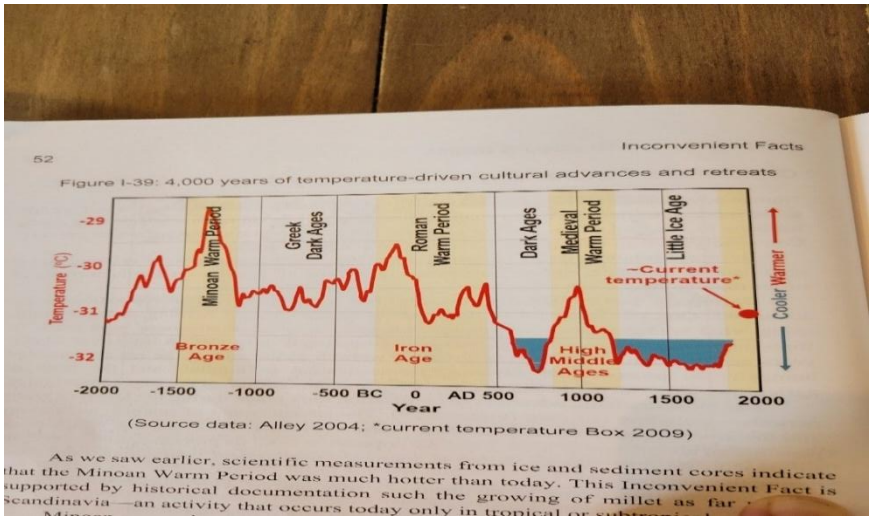

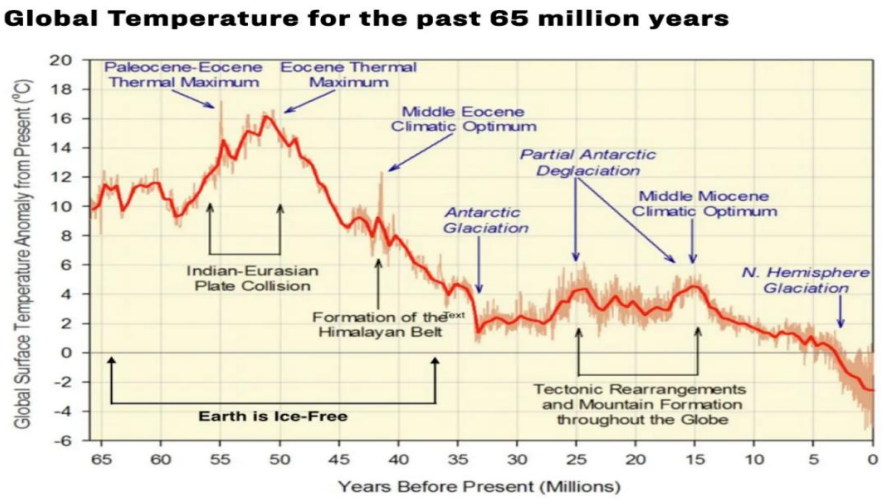

Reference book: Inconvenient Facts page 52

Source: Alley 2004; "current temperature Box 2009

CO2 Climate and the Rise and Fall of Civilizations ¦ Climate Chronicles - CO2 Coalition

4) Global Warming is not caused by increased CO_2

365 years of temperature data from central England, the world's longest-running climate record, show no trend

Despite a six-fold rise in population and a surge in CO_2, January temperatures have barely shifted since 1600. Likewise for July, the hottest month of the year, temperatures are virtually unchanged.

Even during the coal-fired Industrial Revolution there was no sudden spike. The warmest winters on record occurred in the 1700s, the 1800s, and the early 1900s, long before modern emissions.

Any warming appears slow and natural, with the slight modern uptick likely linked to two factors:

1) the urban heat island effect, and
2) 2) Earth's gradual recovery from the Little Ice Age.

If carbon dioxide truly controlled the climate, the CET record would shoot upward on the right. It does not.

https://x.com/i/status/2035370856583409820

4) Global Warming is not caused by increased CO_2

Factors that impact Climate Change

The biggest factor influencing weather and climate patterns on Earth is the Sun.

The sunlight brings heat to the earth and infrared radiation (IR) going to space cools the planet. Some IR is trapped by the atmospheric greenhouse gases. Changes in greenhouse gas concentrations cause changes in outgoing IR.

https://www.youtube.com/embed/1Mj16tiUyI4

Water impact on global temperatures https://youtu.be/4swI8_4LfWc;

https://dailysceptic.org/2025/09/20/sun-and-cosmic-rays-drive-climate-not-co2-says-astrophysicist/

Earth Energy Imbalance: The Sun versus CO_2 - Watts Up With That?

Scientists find cloud feedbacks amplify warming more ...

'Godzilla' El Niño could be one of the strongest ever recorded | BBC News

:Solar-Driven Hadley Cell Expansion: How the SAM Index Explains Global Brightening Since the Little Ice Age

Nir Shaviv - What role has the sun played in climate change? What does this mean for us?

4) Global Warming is not caused by increased CO_2

Factors that impact Climate Change

- **The biggest factor influencing weather and climate patterns on Earth is the Sun.** Depending on the Earth's position to the sun at any given time, climate conditions are going to vary dramatically (day/night, seasons, etc)
- NASA states that the Earth's orbit and the resulting changing angle of the Sun's rays (Milankovitch cycles) are the likely cause of long-term changes to Earth's climate. These cycles operate over timescales of tens of thousands or hundreds of thousands of years. The Earth is presently warming from the last ice age.
- The climate system is very complex. Compared to the effects of the Sun and other natural phenomena, mankind's contribution of CO_2 makes a minor impact on the Earth's energy balance and overall climate:

i) Sun's energy and Sunspot energy emissions. There is a close correlation of temperature with solar activity plus longer-term changes (Milankovitch cycles); ii) clouds have 25 times more impact than mankind's CO_2 impact; iii) tectonics and moving plates and associated volcanos; iv) orbital parameters impact on climate orbit, tilt, wobble effect; v) atmospheric and ocean circulations; v) ocean oscillations; vii) wind circulations; viii) total greenhouse gases. The influence of added CO_2 on the climate has only a minor influence on a massive system.

https://www.sott.net/article/420049-NASA-admits-climate-change-occurs-because-of-changes-in-Earths-solar-orbit-not-because-of-SUVs-and-fossil-fuels

Solar Influence on Weather and Climate | Dr. Brian ...

Impact of global factors on climate http://youtu.be/KtjeNvTwYeU

Reference book: Climate All Is Well, All Will Be Well |Jeremy Nieboer pages28, 29

Reference book: The Real Inconvenient Truth: Chapters 3 and 4

Source::Caleb Rossiter PhD Equal warming 1900 to 1950 versus 1950 to 2018

Freeman Dyson https://youtu.be/BiKfWdXXfIs

Henrik Svensmark & Nir Shaviv - How the sun regulates our climate – YouTube

Natural Climate Variability. Does CO_2 Have Any Effect? | Prof. Judith Curry – YouTube

https://www.sott.net/article/420049-NASA-admits-climate-change-occurs-because-of-changes-in-Earths-solar-orbit-not-because-of-SUVs-and-fossil-fuels

https://www.youtube.com/watch?v=b50yv8I6I-g

Importance of Sun on Climate Willie Soon

https://agupubs.onlinelibrary.wiley.com/doi/10.1029/2024GL111500 - Volcanic activity can have a significantly greater effect than CO_2

Feed | CO_2 Coalition Discussion Group Climate Change and Extreme Weather Events Jim Steele

4) Global Warming is not caused by increased CO_2

Ocean currents, clouds and the urban heat island effects also impact Climate Change

- Cycles of changes in the Earth's ellipsoid orbit cause ice ages every 100,000 years and the changing tilt of the Earth on a 40,000-year cycle causes an increase or decrease in the intensity of an Ice Age
- Prolonged periods of reduced solar activity, termed a Grand Solar Minimum, contributed to the Little Ice Age. Long periods of increased solar activity, termed a Grand Solar Maximum, helped pull the Earth out of the Little Ice Age and contributed to the 20th century global warming.
- The El-Niño Southern Oscillation is so big it drives more than weather; it impacts a longer-term climate change cycle of building up heat on the surface of the Pacific Ocean that warms the atmosphere (El Niño) and then a cooling of the ocean surface, which cools the atmosphere (El Niña). The El Niño effect could explain all the global warming since 1859.
- Other factors impacting the climate include ocean currents, clouds and the urban heat island effect.
- Ocean currents have a major impact on temperatures. However, CO_2 is not a factor in heating or cooling the ocean, as CO_2 gives off longwave infrared radiation, which can only penetrate the ocean's surface by less than a millimetre. This longwave radiation is then immediately released back into the atmosphere. Only the Sun's ultraviolet, visible, and short-wavelength infrared can penetrate many metres into the ocean's surface and heat the water.
- Clouds also impact temperature. Water-rich clouds over the tropical oceans have the greatest cooling effect and low-water ice clouds at high altitudes have the strongest warming effect.
- Higher global surface temperatures result in more surface water being evaporated into water vapour, which enables more water-rich cloud formations when the water vapour condenses. This results in a cooling effect. Nature is dominated by negative feedbacks like this, which mitigate climate change.
- A 1 % change in cloud cover can have the same effect as doubling CO_2 levels.
- Reaching so-called "tipping points" is rare, as complex natural balances of multiple variables have mitigated changes and have done so throughout geologic time.
- All human permanent settlements also contribute to climate change. The average minimum daily temperatures have been warmer because of the urban heat island effect. Reference book Sunset on Net Zero by Ron Barnby

4) Global Warming is not caused by increased CO_2

CO_2 takes up a very small 0.04% proportion of the Earth's total atmospheric gas

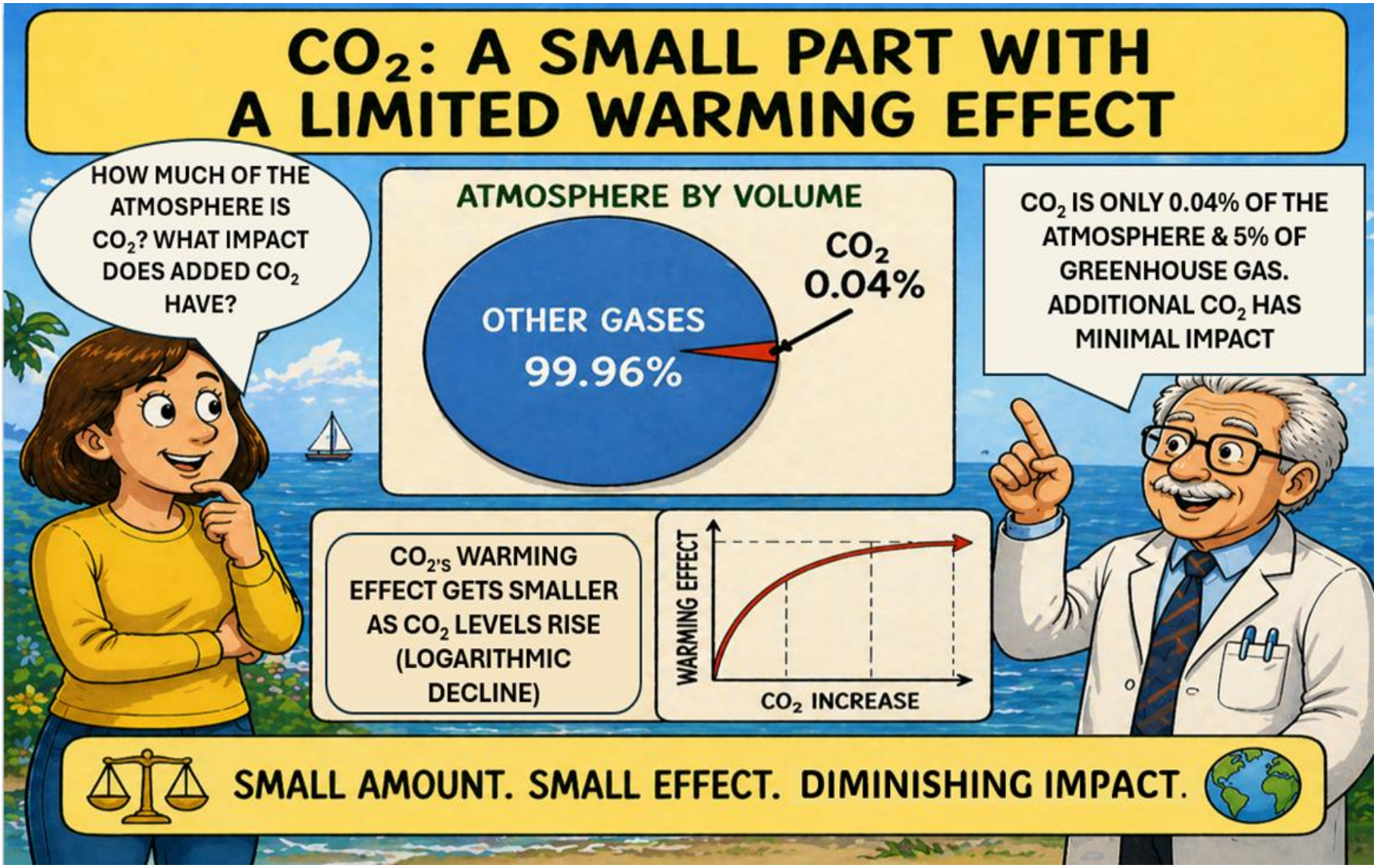

Do Science & Observations Support Net Zero Policies?

4) Global Warming is not caused by increased CO_2

CO_2 takes up a very small 0.04% proportion of the Earth's total atmospheric gas

- Greenhouse gas takes up 0.8% of total atmospheric gases; **CO_2 represents 5% of greenhouse gas**
- **CO_2 represents only 0.04% of the total atmospheric gases The human contribution** to the 0.04% total **is 0.0011%.**
- During the world's history, CO_2 levels varied between 0.02% and 0.4%, with some very high excursions
- 0.04% equates to 4 bathtubs volume compared to an Olympic pool's 10,000 bathtubs of water
- All **greenhouse gases** (5% CO_2) **keep the world warm,** absorbing heat and radiating it back to Earth, warming the surface and atmosphere. Humans could not exist on Earth without this warming effect

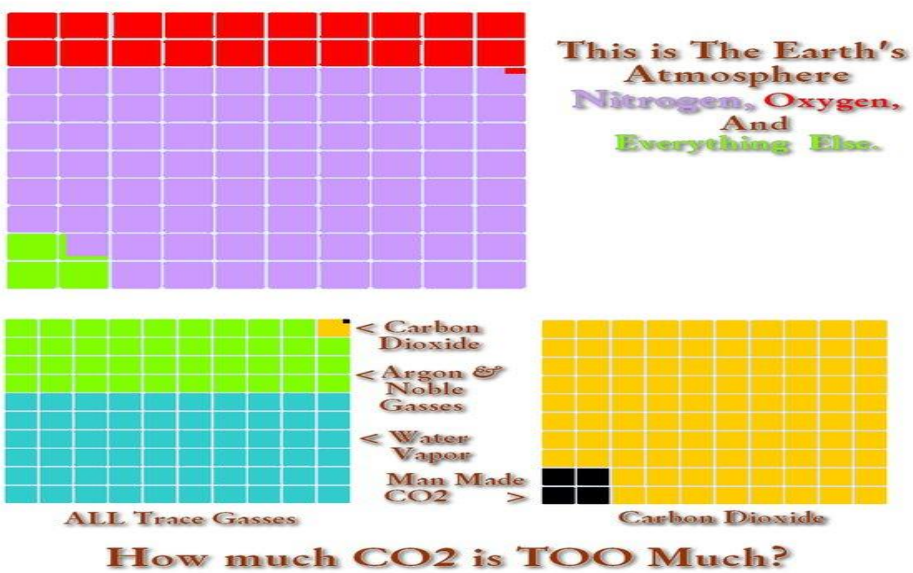

Atmospheric Composition

	% ppmv	
$N_2 + O_2$	99%	78% N_2 21% O_2. Largely invisible to infrared rays
H_2O	0.4%	Varies greatly with location and weather, 0% in cold regions, 5% in the warm tropics (50,000 ppm)
CO_2 total	0.0397%	Increased by 22% 1990-2025 [320] to reach 427ppm
CO_2 anthro	0.0011%	The anthropogenic contribution is 5.3% of the total, 50% of which is absorbed by natural ecosystems = 0.04x 0.053x0.5[321]
CH_4	0.000179%	Increased by 14% 1990-2025, to reach 1.94ppm
Other gases	0.94%	Mostly Argon, which along with other trace gases are inert and don't do much in the atmosphere

https://www.instagram.com/reel/DRZvEfsjnRj/?igsh=bWV2bm1ubDFjYzIq
https://www.researchgate.net/publication/335418316_What_Humans_Contribute_to_Atmospheric_CO2_Comparison_of_Carbon_Cycle_Models_with_Observations

4) Global Warming is not caused by increased CO_2

CO_2 levels were much higher in Earth's past



4) Global Warming is not caused by increased CO_2

Temperature and CO_2 changed independently over the last 600 million years

- **There is no correlation between changing CO_2 levels and changing temperatures over geologic time.**
- For example, CO_2 values peaked at more than ten times the current levels 150 million years ago in direct contrast to dropping temperatures
- Temperatures then began a long, gradual decline, while temperatures remained flat till 50 million years ago, when temperatures also began declining (much later than dropping CO_2)

Geological Timescale: Concentration of CO2 and Temperature fluctuations

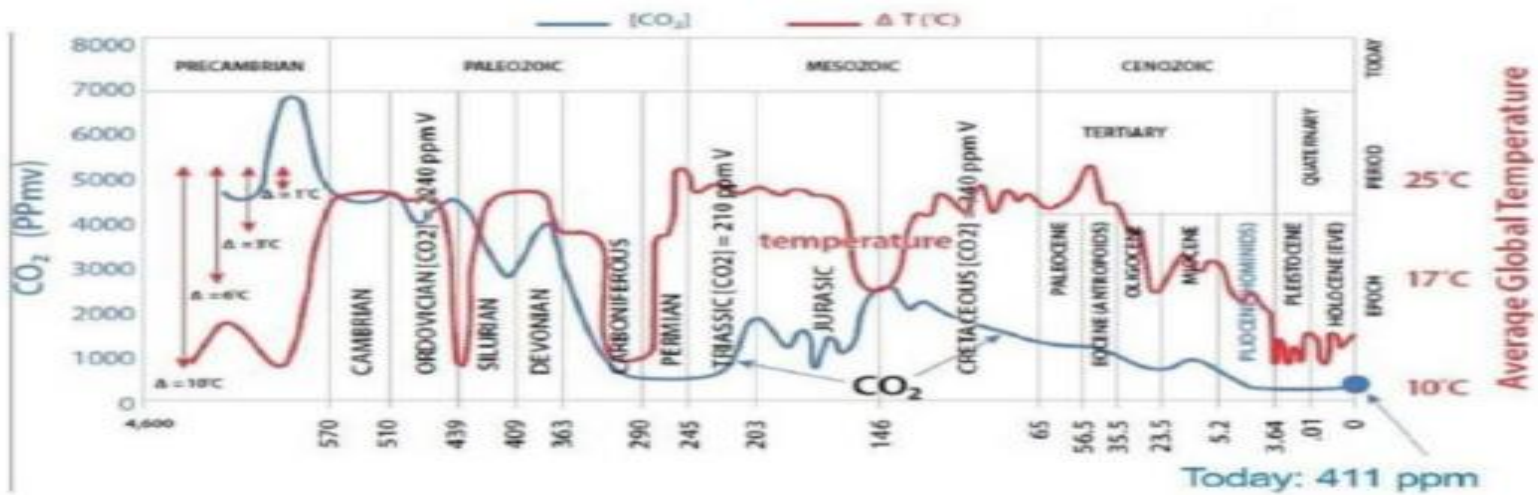

1- *Analysis of the Temperature Oscillations in Geological Eras* by Dr. C. R. Scotese © 2002. 2. Ruddiman, W.F. 2001. *Earth's Climate: past and future* W.H. Freeman & Sons. New York, NY. 3 - Mark Pagani *et al.* *Marked Decline in Atmospheric Carbon Dioxide Concentrations During the Paleocene.* Science; Vol. 309, No. 5734; pp. 600-603. 22 July 2005. *Corrected on 07 July 2008 (CO2: Ordovician Period).*

Reconstructed atmospheric carbon dioxide concentrations (Berner, 2001) & global mean surface temperature (Scotese, 1999) over the last 550 million years

Reference book: Fake Invisible Catastrophes and Threats of Doom page 38

Reference book The Real Inconvenient Truth page 77, 81

[What's the hottest Earth's ever been? | NOAA Climate.gov]

4) Global Warming is not caused by increased CO_2

Natural factors add and remove CO_2

- The emergence of plant life 450 MY ago resulted in plants absorbing CO_2 and adding O_2
- Plate tectonics and volcanics added CO_2. Colliding and spreading plates and warm oceans, which release CO_2 to the atmosphere, presently add about 280 to 360 million tonnes (0.28 to 0.36 Gt) per year of CO_2.
- About 85% of the planet's volcanoes are submarine and account for 75% of the heat transfer to the surface from molten rock, which releases monstrous amounts of CO_2.
- Large disturbances, including immense releases in magma, occurred at least five times in the past 500 million years, dramatically increasing the overall level of CO_2..
- Plants and cold oceans are major reservoirs for absorbing CO_2.
- Over geologic time, global temperatures changed independently from changing CO_2 levels, which have been generally decreasing over the last 150 million years.
- Through burning fossil fuels, human carbon emissions added to atmospheric CO_2 levels
- Modern agricultural practices of preparing a field by spraying with weed killer and then light furrow planting open the topsoil and allow oxidation of the soil carbon, releasing about 18 tons (23% of total) of carbon dioxide into the atmosphere.

Reference book: Fake Invisible Catastrophes and Threats of Doom page 38

Reference book: The Real Inconvenient Truth Chapters 3 and 4; Reference book: Catchments and Carbon Lois Cabon

https://youtu.be/JCt2MhOzWVE?si=StLeINo6uTMDXA06

4) Global Warming is not caused by increased CO_2

Global population growth impacts CO_2 levels: Mankind does have an impact on CO_2 levels

A clear relationship exists between global population growth and atmospheric CO_2 levels, reflecting increased human activity.
However, the temperature data does not display a corresponding relationship.

Carbon Dioxide Concentrations and Population Growth

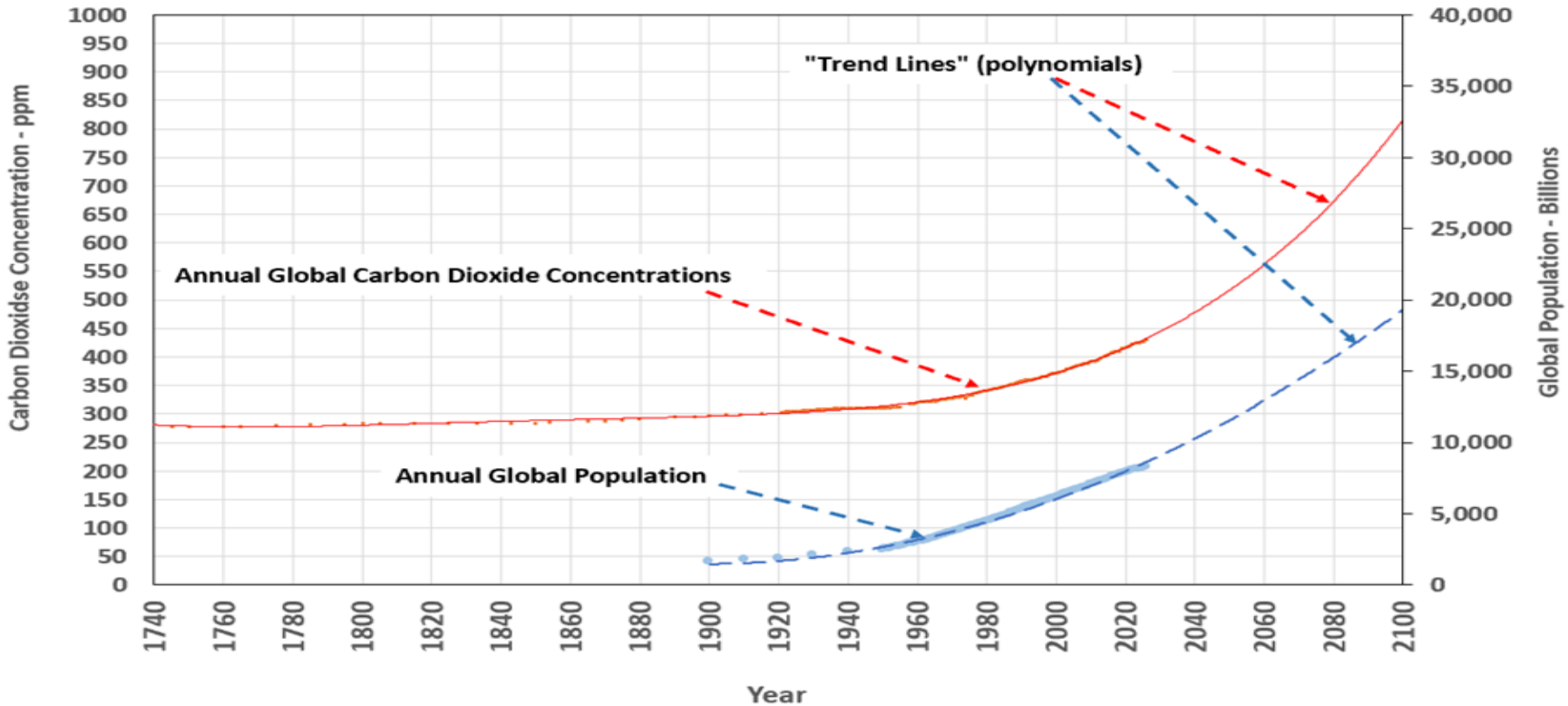

Carbon dioxide concentration versus global population growth using data for periods starting at 1740 (CO_2) and 1900 (population), data for both to 2023. Graphs extrapolated to 2100.

Reference Ian McNaughton

4) Global Warming is not caused by increased CO2

The biggest drivers of Climate are natural events



4) Global Warming is not caused by increased CO_2

Glacier cores show **temperature changed before CO_2 changed***

- Changing glaciation periods are tied to changes in Earth's orbit and have occurred over the last 800,000 years
- As seen in historic ice records, **CO_2 increases occur in response to temperature** increases (650 to 6000 years later) and therefore cannot cause these preceding temperature increases (Malkovich cycles based on Earth's orbit changes)
- **As temperature increases, oceans release CO_2 into the atmosphere.* Henry's Law: warming water holds less gas.**

CO_2 vs Temperature Over the Past 400,000 Years

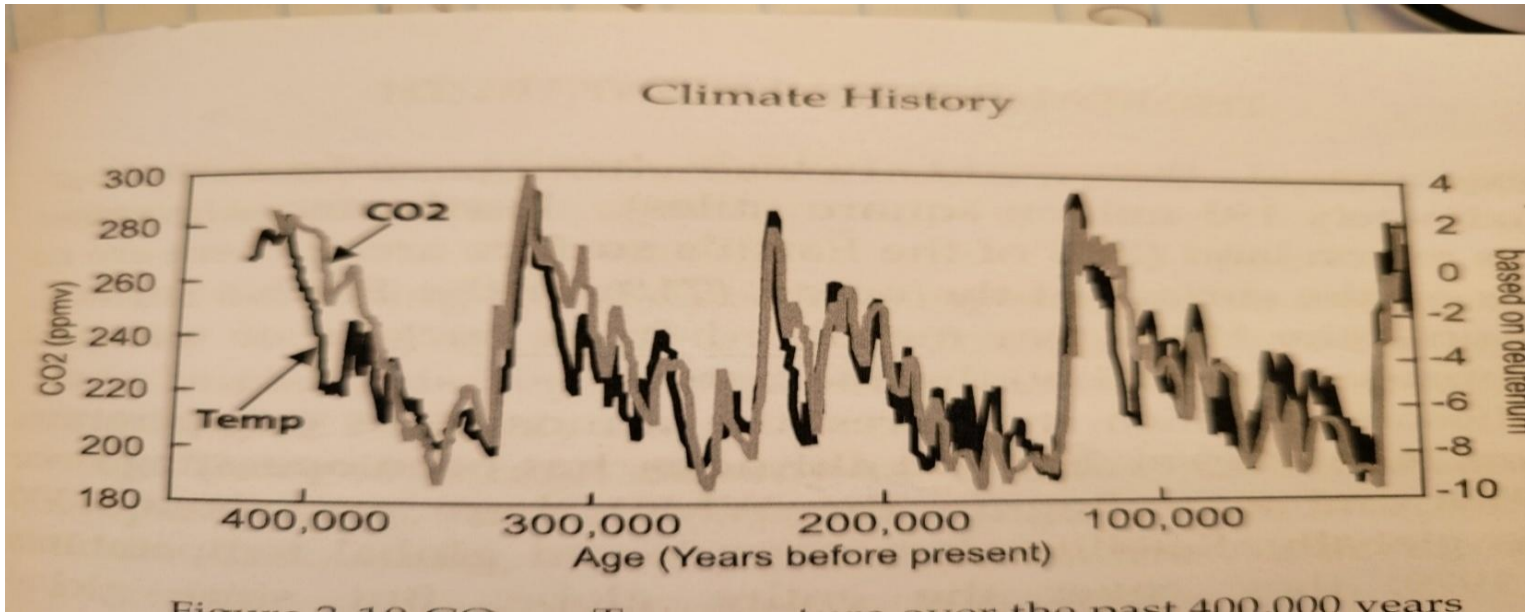

Reference book: The Inconvenient Real Truth pages 80, 81

Source Adapted from U.S.Dept. of Energy: No one has shown human emissions of CO_2 drive Global warming
ehttps://www.facebook.com/share/19rXoXP3Wa/ https://www.facebook.com/share/19rXoXP3Wa/

https://chatgpt.com/share/67a1d406-e52c-8005-b686-261a8b0e9faa

The Truth about Atmospheric Carbon Dioxide with Dr. Matthew M. Wielicki

*** Try an experiment: Fill 2 glasses with soda water, put 1 in fridge and 1 in a warm room – drink and see the differences in fizziness**

4) Global Warming is not caused by increased CO2

Physical chemistry (Henry's Law) shows that warming oceans cause increased atmospheric CO2

Henry's Law explains why warmer temperatures cause higher CO2 levels and not the other way around, as is claimed by those supporting a CO2 driven climate crisis.

Henry's Law states that, at a constant pressure, the amount of gas that dissolves in a liquid is proportional to the partial pressure of that gas above the liquid. Henry's Law itself is about pressure, but **the Henry's Law constant is temperature-dependent**.

In practice, **warming fluids hold less gas. This is well-established physical chemistry.**

This principle is **uncontroversial** and accepted by physical chemists, oceanographers and climate scientists.

Temperature effect is important in understanding the warming ocean's release of CO2

- As temperature increases, the solubility of most gases in liquids decreases.
- Warm water holds less dissolved gas than cold water. Cold oceans can hold more CO_2
- Warm oceans release CO_2 more easily

Why this happens: Gas molecules are only weakly bound in a liquid. When the liquid warms up, molecules move faster and it's easier for dissolved gas molecules to escape back into the atmosphere

4) Global Warming is not caused by increased CO2

Temperature changes correlate with Sun Spot changes

- There is **no correlation** between recent temperature increases and CO2 concentrations.
- **There are large and persistent correlations between solar activity and climate variations**.

Arctic Temperature, Solar Irradiance and CO2

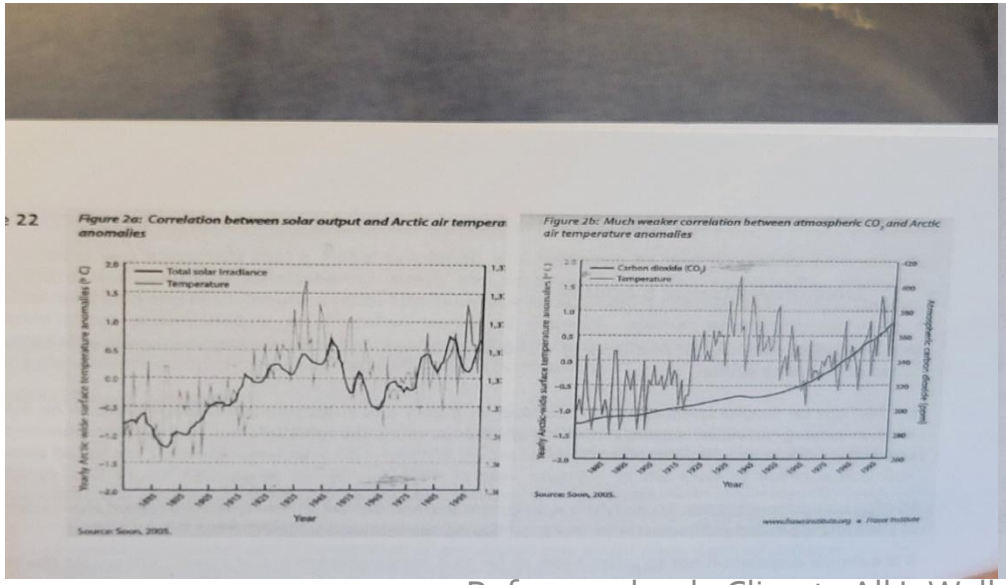

Solar Activity, Temperature and CO2

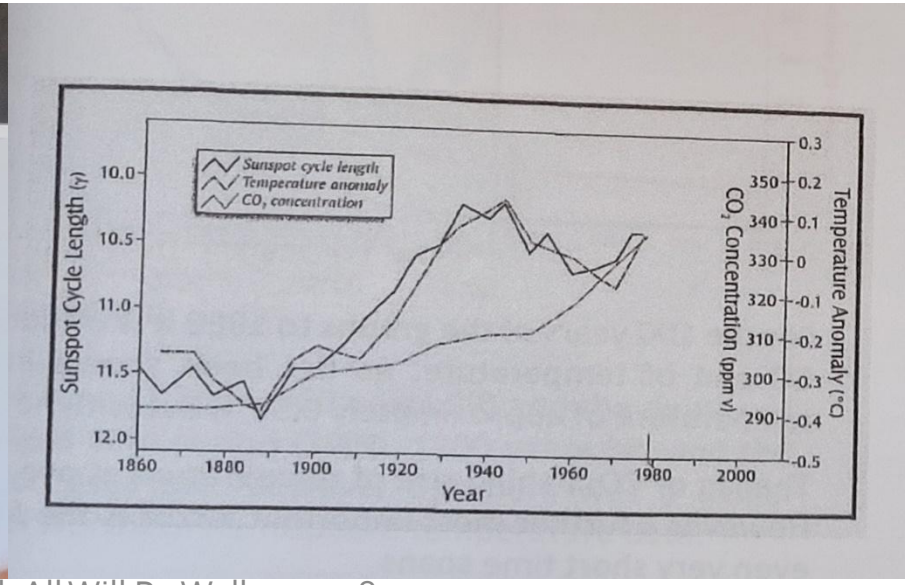

Reference book: Climate All Is Well, All Will Be Well page 28, 29

Source: Soon, 2005; www.fraserinstitute.org

Henrik Svensmark & Nir Shaviv - How the sun regulates our climate – YouTube

info/global-warming-is-caused-by-the-sun-not-co2/

33 points proving 'Global Warming' is caused by the Sun and not CO2 by Dr. Roger Higgs

4) Global warming is not caused by increased CO2 - Sea Levels

Sea level rise is slow and can be safely taken into account

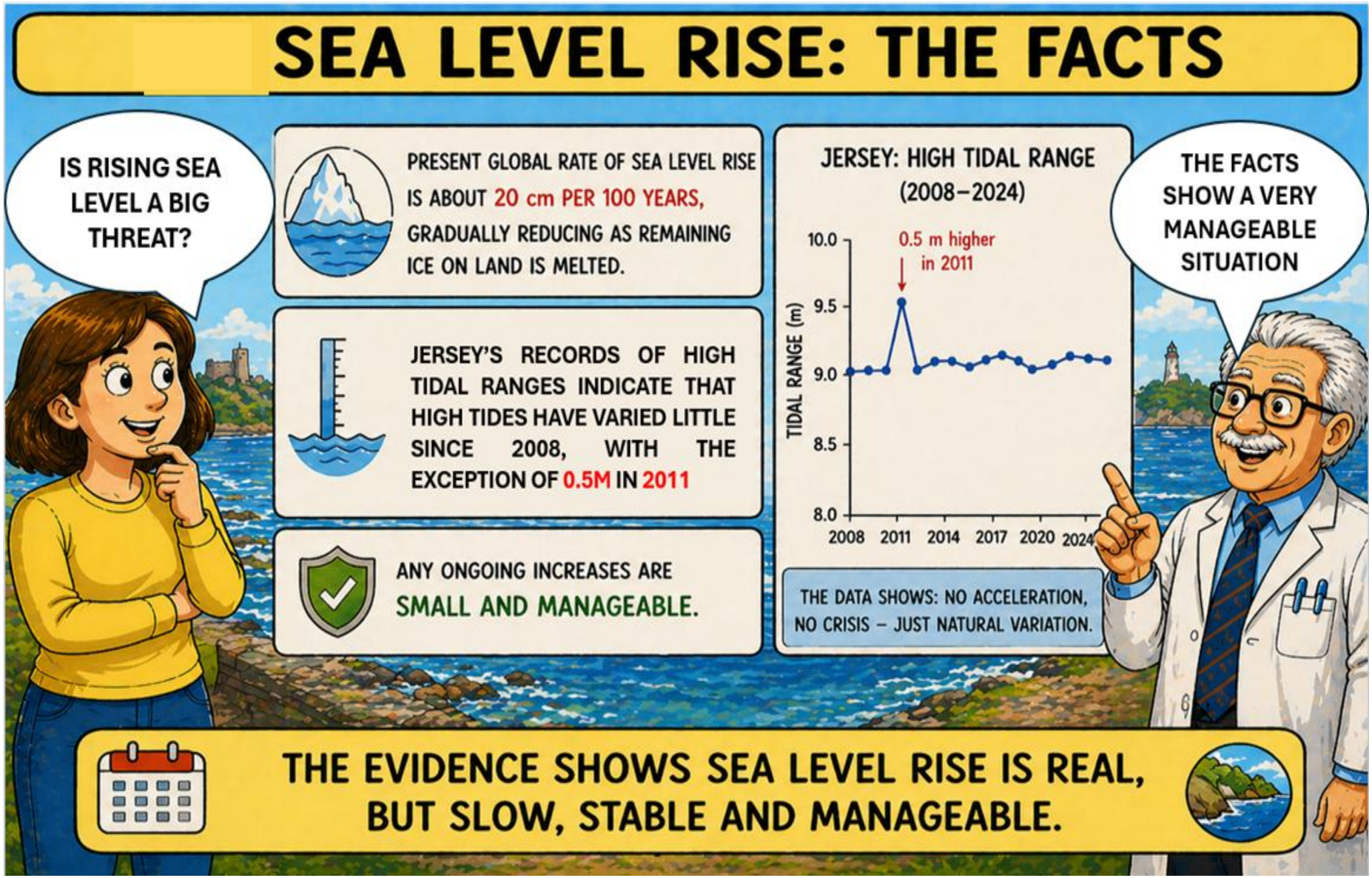

4) Global warming is not caused by increased CO2 - Sea Levels

Sea level has changed significantly over the last 542 million years*

- **Global sea level has continually changed over Earth's history**
- The main factors affecting sea level are the amount of available water, including water taken up as ice caps and the shape and volume of the ocean basins.

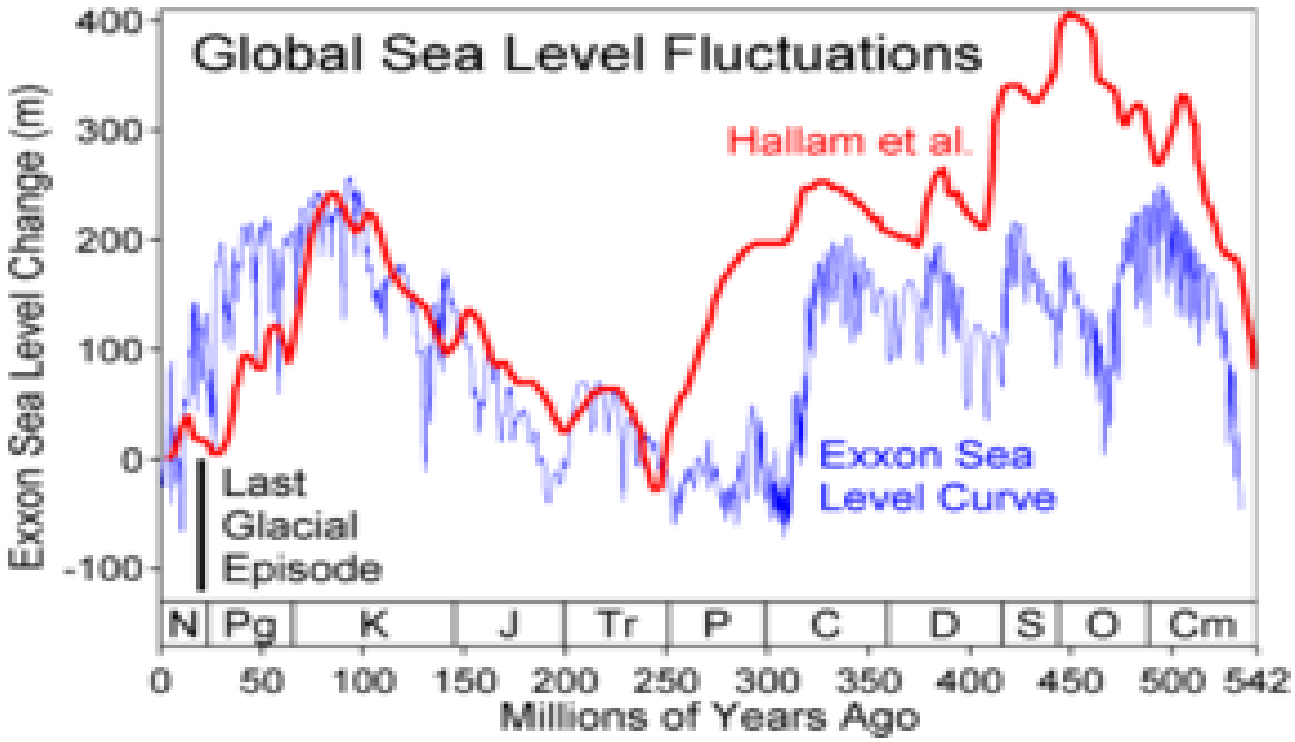

- Geologists have used this global sea level change information to assist their exploration efforts.

Source: Wikipedia, Peter Vail publications
Source: Heaven and Earth, Global Warming and the Missing Science Plimer 2009

4) Global warming is not caused by increased CO_2 - Sea Levels

The rate of rise we've seen over the past centuries is not increasing,

- At the peak of the last ice age, 20,000 years ago, sea levels were 400 feet lower than today.
- As the ice sheets melted, oceans surged upwards, rising at an average of 15 mm per year between 15,000 and 8,000 years ago.
- During 'Meltwater Pulse 1A', seas shot up by 50 feet in just 500 years - a foot per decade as ice sheets collapsed. But by 6,000 years ago, the Great Melt was largely complete.
- Since then, sea levels have been relatively stable. Yet today, we're told to believe that the last few inches are catastrophic and all our fault, not part of the natural cycles that have driven Earth's climate time immemorial.
- That ignores history, data and basic science.
- The rate of rise we've seen over the past centuries is not increasing, according to global tidal gauge data.
- A recent study of 204 tidal gauges worldwide found 95% show no statistical acceleration, and the few that do are explained by local land motion/subsidence - not climate change.

https://x.com/i/status/2027549315586265239

4) Global warming is not caused by increased CO2 - Sea Levels

The rate of rise we've seen over the past centuries is not increasing,

Jersey's anticipated sea level rise in the next 100 years is only about 7.4 inches

Modest, Consistent Sea Level Changes Between 1890 – 2025 in UK

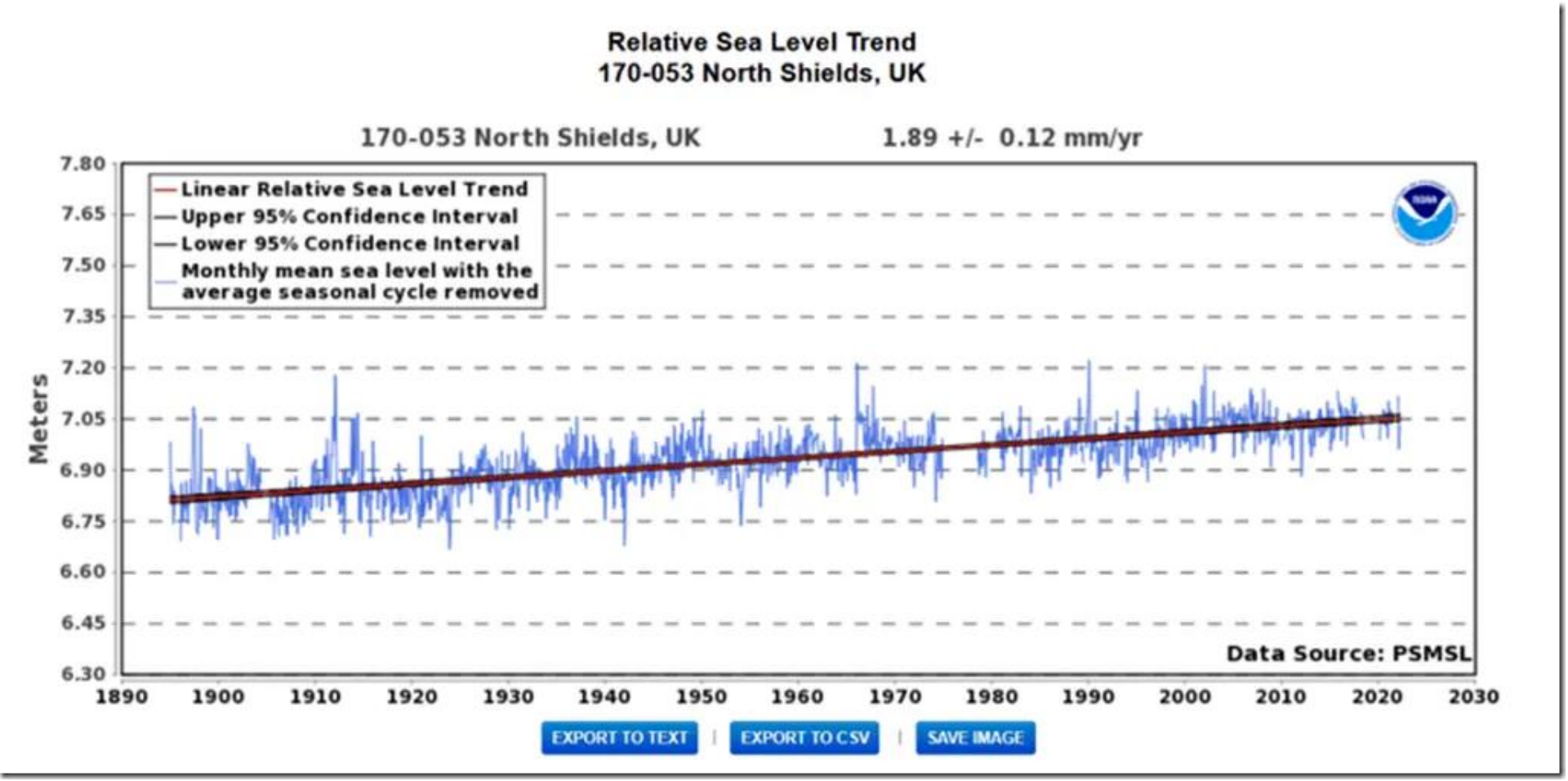

4) Global Warming is not caused by increased CO_2 – Sea Levels

Evidence of Jersey's lower sea levels: dolmens and petrified wood remains on present day beach sites

- Over 7,000 years ago, the **sea level in Jersey was much lower**. At that time, when **mankind was building dolmens, Jersey was connected by a land bridge to France**
- Similar dolmens are also present east of Jersey on mainland France.
- The **presence of petrified trees** from an ancient forest **along St Ouen's beach .**At certain times and tides, tree stumps of Birch (Betula) and Alder (Alnus) are exposed as parts of submerged forest areas around Le Port and L'Ouzière slipways and north of La Saline slipway in St. Ouën's Bay. This also proves that forested land existed where now, with a higher sea level, a coastal beach is present.

6000 year Old Neolithic Dolmen at St Martin, Jersey

St Ouen's Petrified Forest Remains

4) Global warming is not caused by increased CO2 - Sea Levels

Experiment shows water level doesn't change from melting ice in water*

- **When ice** in a glass of **water melts, there is no change in water level**. The ice cube displaces its own weight in the underlying water. The water level remains constant when the ice melts because the melting process replaces the water that has already been displaced by the ice. This effect is known as **Archimedes' principle**.
- Melting the remaining polar ice caps that float on water will not impact sea levels; **only melting the remaining ice on land can raise sea levels.**

Water Level Test: Ice in Water and Melted Ice – No Change in Water Level

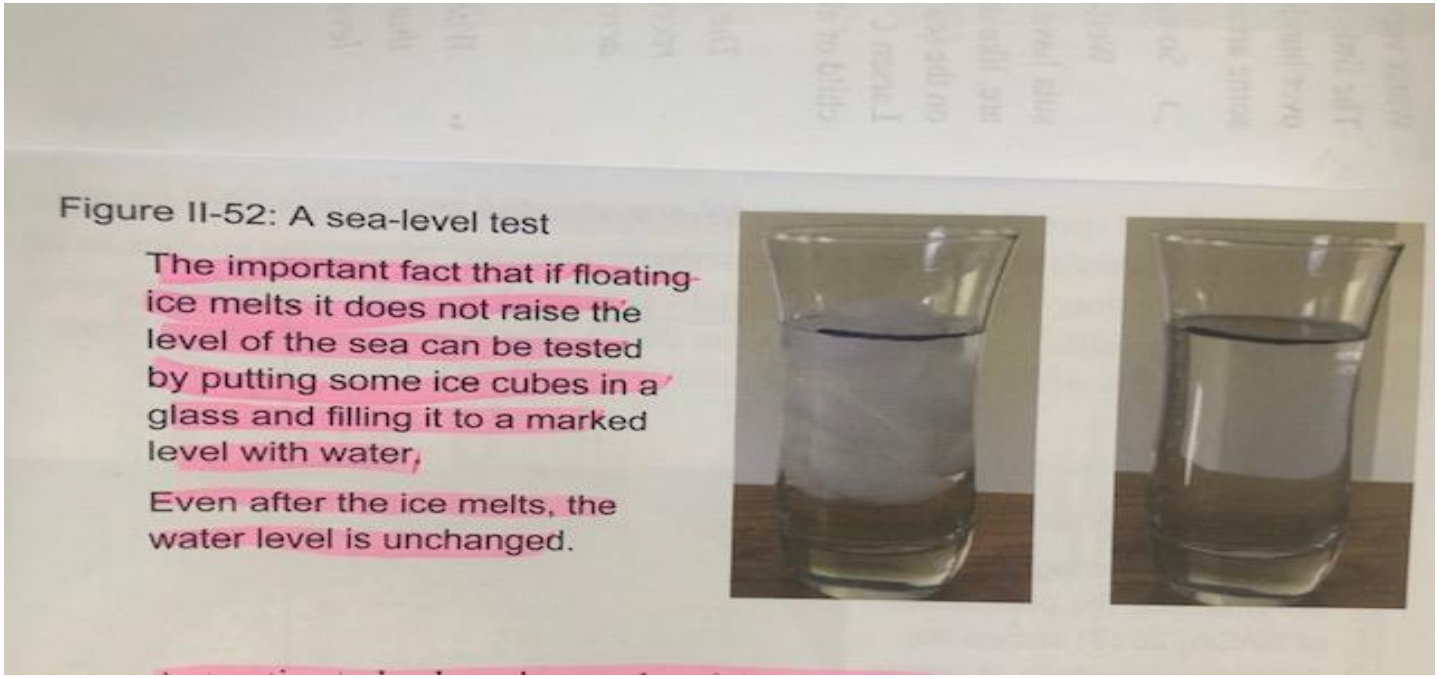

Reference book: Inconvenient Facts page 119

4) Global warming is not caused by increased CO_2 - Sea Levels

This map shows the extent of the most recent glaciation over North America

- Following glaciation, **sea level rise was due to the ice melting**.
- **Most of North America's large ice cap has now melted** and resulted in a previously experienced rapid rise in sea level.
- Only Greenland, Iceland, Alaska, Canada and Siberia now contain glaciers in the Arctic region.
- The remaining global **ice caps on land are now much less, with** correspondingly **less impact**.

Extent of Most Recent, Melted North America Glaciation

Reference book: Inconvenient Facts page 50

Source: Earle 2017

Henrik Svensmark & Nir Shaviv - How the sun regulates our climate – YouTube

4) Global warming is not caused by increased CO2 - Sea Levels

Graph showing stages of sea level rate changes through melting ice cap over the last 20,000 years

- Over the last 6 million years**, the primary driver of sea level changes was periods of glaciation, which locked up huge amounts of water,** drawing down sea levels, followed by **periods of melting and rising seas**. Warming with ice melting resulted in rising sea levels.
- **As the remaining ice on land is reduced, the sea level rise impact is also reduced**.

2000-Year Sea Level Reconstruction

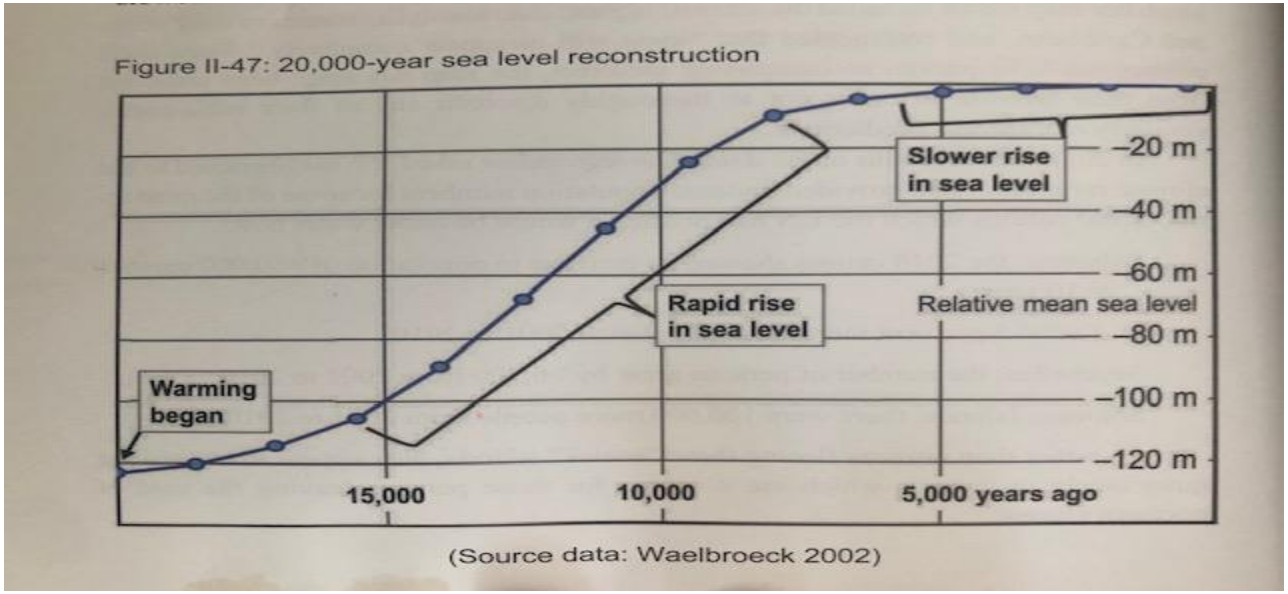

Reference book: Inconvenient Facts page 114

Source: Waelbroeck 2002

4) Global warming is not caused by increased CO_2 - Sea Levels

The rate of sea level rise between 1700 and 2000 did not change with increasing CO_2

- From 1898 to 1998 sea level has risen 20 cm, which is the same rate (20 cm per 100 years) over the previous 100 years.
- **There was no change in the rate of sea level rise with more recent CO_2 increases**.
- The rate of glacier shortening and ice melting has also remained constant since about 1825 and shows no impact due to recent, higher CO_2 levels.

200 Years of Constant Sea Level Rise

Sea Level Rise 1700 – 1988

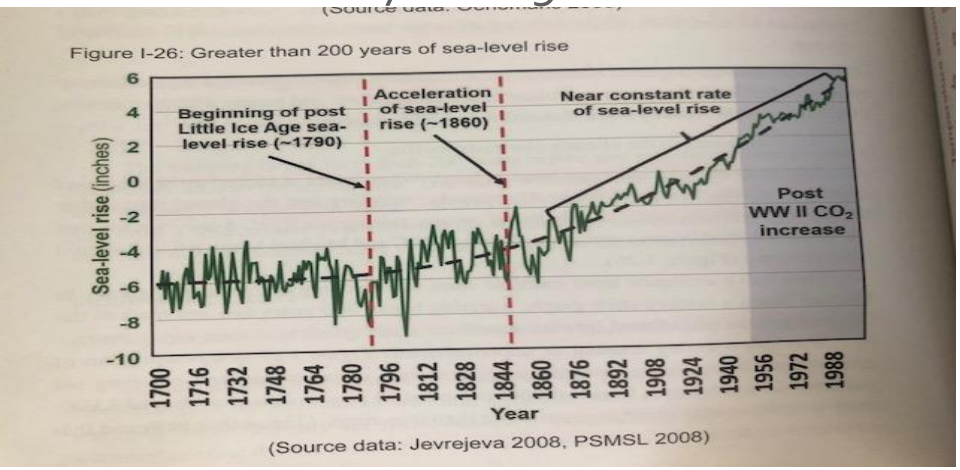

200 Years of Constant Glacial Retreat

200 Years of Constant Glacial Retreat

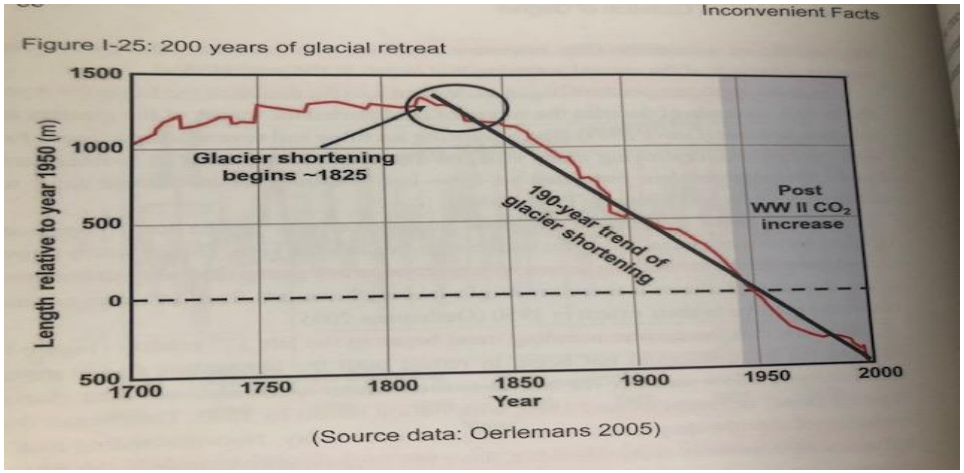

Reference book: Inconvenient Facts

Source: Jevrejeva 2008, PSML 2008

Video Ivan Giaever: //www.foreignpolicyjournal.com/2016/01/01/nobel-laureate-ivar-giaever-on-climate-change/

4) Global Warming is not caused by increased CO2 - Sea Levels

An example of misrepresenting information – recent changes to polar ice

- Climate activists claim the Greenland ice sheet is melting six times faster than it was 30 years ago, but 30 years ago, it was melting at a rate of very low to minimal melting.
- **When recent ice loss is compared to the full Greenland ice sheet, the loss is minimal.**
- **Some studies show Antarctica has been experiencing recent increased sea ice coverage**.

Recent Greenland Ice Sheet Melt vs Total Greenland Ice Size

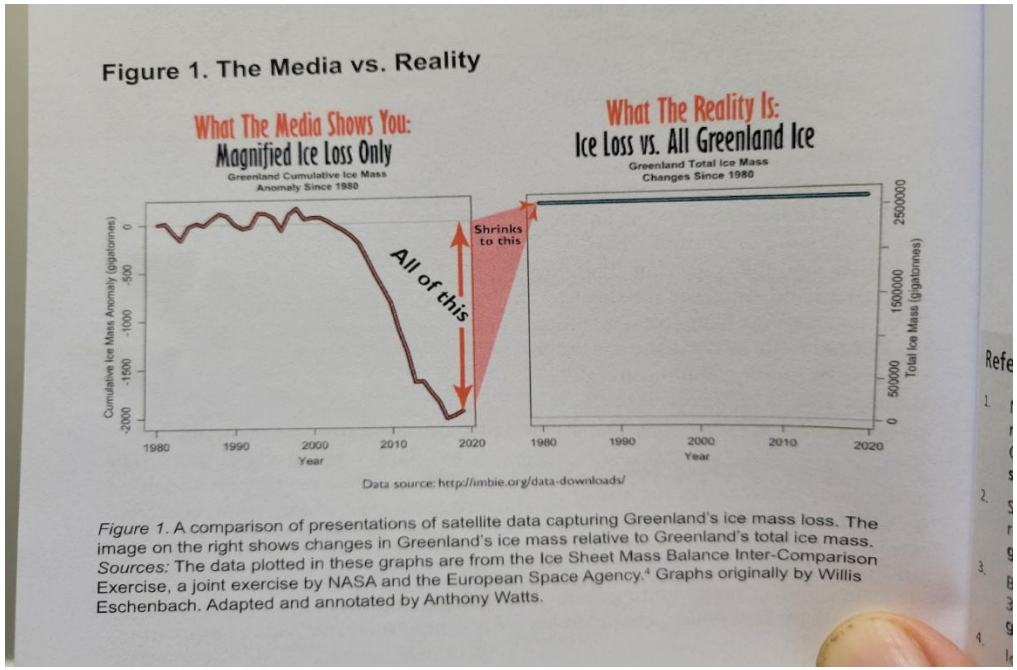

Recent gains in Antarctic ice sheet

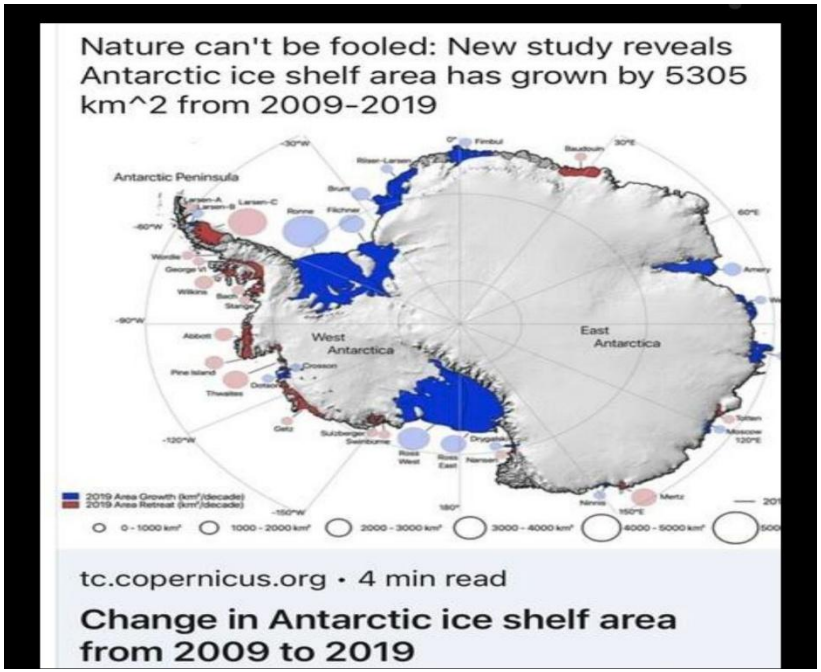

Reference book: Climate at a Glance page 27, 28

Source: The Ice Sheet Mass Balance NASA and the European Space Agency

Reference Book: Cool It by Bjorn Lomberg page xiv Foreword

4) Global Warming is not caused by increased CO2 – Sea Levels

Polar Sea ice extent at both poles is now tracking close to their 1981–2010 averages

Antarctic ice has rebounded sharply from last year's low, while Arctic coverage is now within normal range,

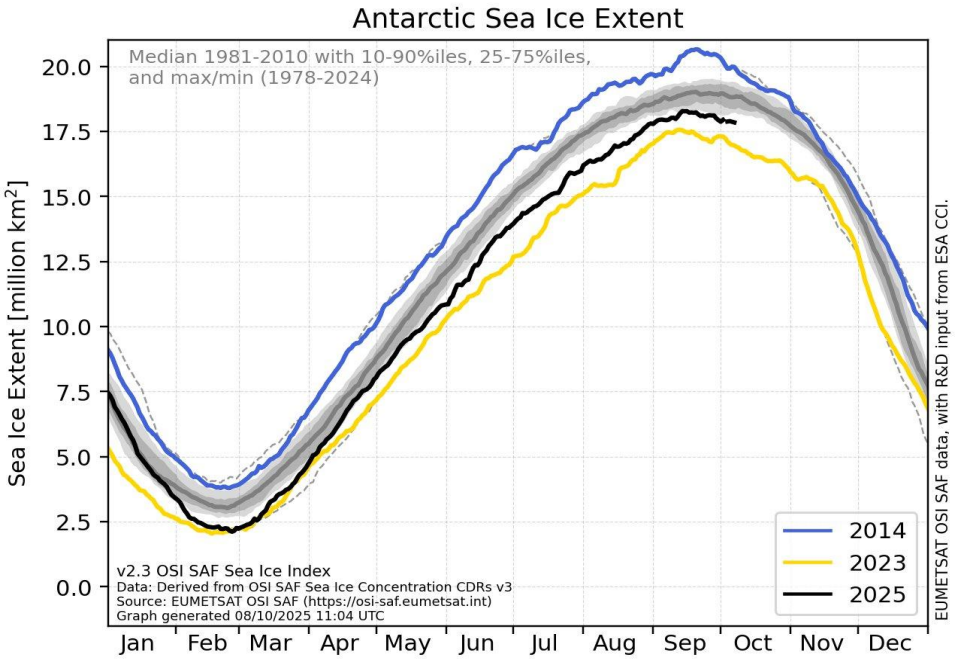

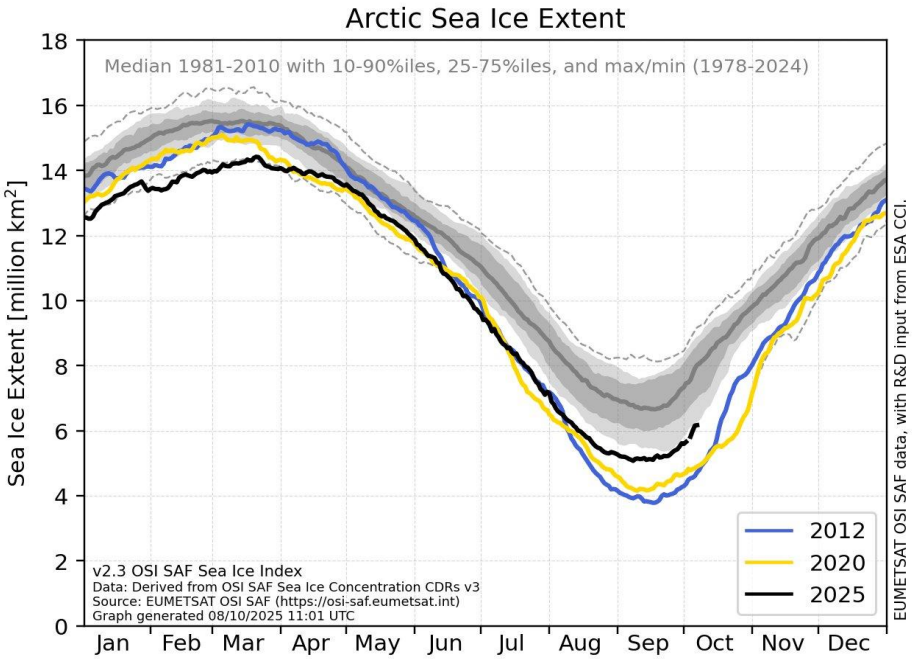

Back in 2009, the newly appointed director of the NSIDC, Mark Cerise, warned that Arctic sea ice was in a "death spiral". He predicted the Arctic could be ice-free by the summer of 2030, likely even earlier. Nearly two decades later, the data tell a different story.

According to the NSIDC's own records, September sea ice has shown no downward trend since 2007.That's 18 years of stability.

Despite rising CO2 levels and every claimed feedback mechanism, the ice is not budging.

As climate researcher Javier Vinós put it, "clearly the models on which these predictions are based do not accurately reflect the actual climate." The Arctic death spiral never happened..

4)Global Warming is not caused by increased CO_2 - Science and CO_2

The Sun's radiation energy, the Greenhouse Gas effect and the warming from CO_2*

- 30% of the Sun's radiation is reflected by clouds and 70% passes through the Earth's atmosphere and strikes the surface.
- **Greenhouse gas** molecules, including CO_2, absorb some of this re-emitted energy and **emit** energy in the form of **heat**.
- **With added CO_2**, the absorption sensitivity of **CO_2 reduces logarithmic** (twice as much CO_2 is needed for same impact)
- **This effect is similar to a sponge that initially absorbs a lot of water; this reduces as the sponge becomes saturated***

The Greenhouse Effect

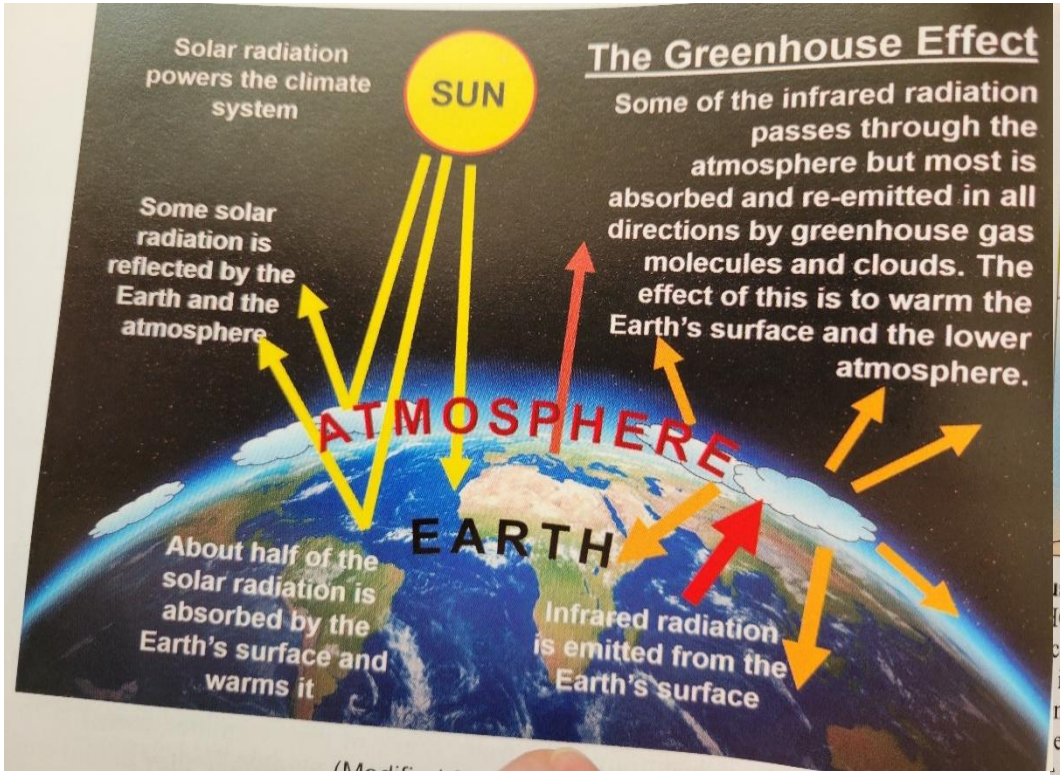

The Sun's Energy Radiation Path

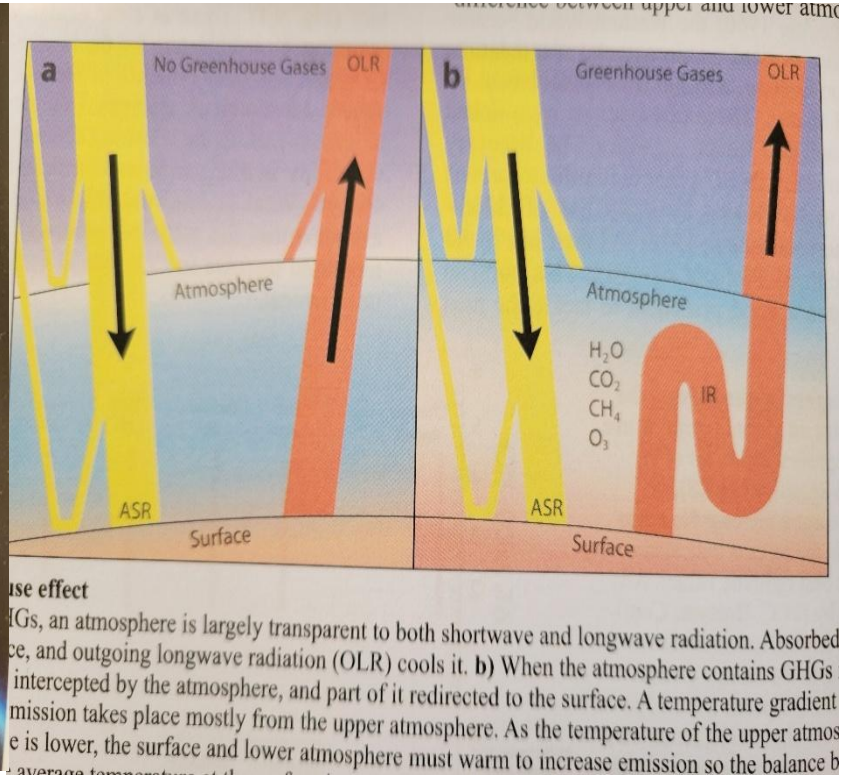

use effect
HGs, an atmosphere is largely transparent to both shortwave and longwave radiation. Absorbed
ce, and outgoing longwave radiation (OLR) cools it. **b)** When the atmosphere contains GHGs
intercepted by the atmosphere, and part of it redirected to the surface. A temperature gradient
mission takes place mostly from the upper atmosphere. As the temperature of the upper atmos
e is lower, the surface and lower atmosphere must warm to increase emission so the balance b

Reference Books:

Inconvenient Facts page 4 Gregory Wrightstone ; Climate of the Past, Present and Future page 138 Javier Vinos

4)Global Warming is not caused by increased CO_2 - Science and CO_2

The heating capacity of CO_2 reduces logarithmically. Clouds are more important.

- **Max Planck** delineated the spectrum of radiation from warm bodies, showing that **the impact of doubling CO_2 from 400ppm to 800ppm is only 0.71C of warming.** Doubling again to 1600ppm adds 0.35C
- Dr. W. A. van Wijngaarden and William Happer demonstrate the **dominant role of clouds on Earth's climate**. Clouds have a large effect on radiative heat transfer from Earth's surface to space. **Greenhouse gases also affect heat transfer, but much less than clouds.**
- Doubling CO_2 concentrations only decreases radiation to space by about 1%. However, clouds cover more than half the planet and an increase in **low cloud cover of only 1% could largely compensate for the same doubling of CO_2**.

Planck Curve - Effect of CO_2 on the Earth's Heat Spectrum

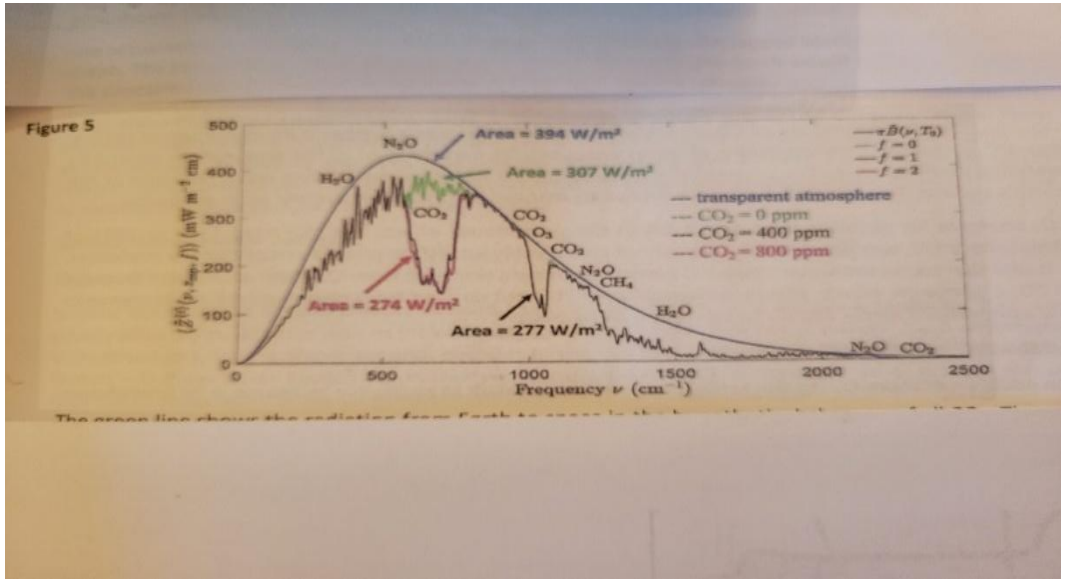

Temperature Impact Decreases with Increased CO_2

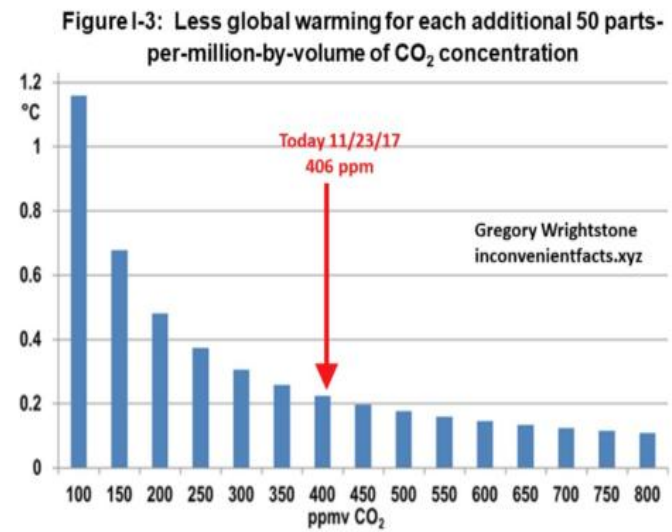

Reference: Climate All Is Well, All Will Be Well Jeremy Nieboer page 13

https://wattsupwiththat.com/2023/09/29/professor-william-happer-ipa-lecture-the-crusade-against-carbon-dioxide-september-2023/

https://wattsupwiththat.com/2025/01/18/the-saturation-effect-questions-the-prevailing-narrative-on-co2/

https://co2coalition.org/publications/radiation-transport-in-clouds/ *** dry sponge/wet sponge saturation effect**

4) Global Warming is not caused by increased CO_2 - Science and CO_2 Factors that impact climate change – Javier Vinos

- The IPCC has contributed to the "emergency discourse" through the development of a series of gloomy future (yet to be seen) scenarios. Javier Vinos provides an alternative set of projections after taking into account fossil fuel supply side constraints and human population dynamics.

CMIP5 models were initialized in 2006 (vertical line) and reproducing historical climate to that point was a prerequisite.

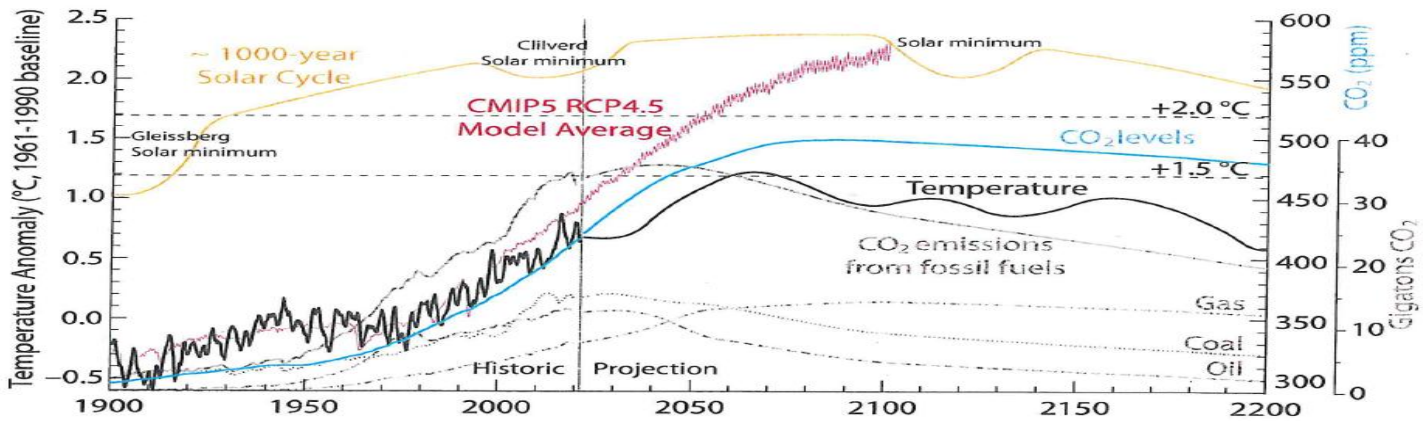

Fig. 13.10 Conservative temperature, CO_2 level, and emissions forecast to AD 2200
CO_2 emissions from fossil fuels forecast (brown continuous line, right outer scale) based on a peak in oil consumption by 2018–35 (dashed brown line), a second peak in coal consumption before 2050 (dotted brown line) and increasing gas consumption to 2100 (dash-dotted brown line), producing a peak in CO_2 emissions from fossil fuels at c. 35 Gtons by 2050. Historical CO_2 emissions from fossil fuels are from Gilfilland et al. (2019), archived at CDIAC (AppState) and updated with data from BP Statistical Energy Review (2022). Atmospheric CO_2 levels (blue line, right inner scale) should therefore stabilize at c. 500 ppm by 2080 before starting to decrease slowly as sinks remove more than is added. Historical atmospheric CO_2 levels are from Law Dome (after Etheridge et al. 1996) to 1958 and from NOAA afterwards. An idealized millennial cycle in solar activity is represented by the orange line, peaking at 2050–2080, temporarily reduced by centennial and bicentennial lows indicated with their names. CMIP5 model-mean temperature anomaly (red line) projects reaching +1.5 °C above pre-industrial by the 2030s, and +2.0 °C by the 2050s. Temperature anomaly should stabilize until the 2030s, increasing afterwards and peaking c. the 2070s at c. +1.5 °C above pre-industrial, due to CO_2, solar activity forecasts, and oceanic oscillations. Afterwards temperature anomaly could enter a slightly declining undulating plateau as both CO_2 and solar activity slowly decline. Historic temperature anomaly is from UK MetOffice HadCRUT 4.6 global surface monthly dataset (13-month averaged).

- Evidence shows that glacial inceptions have taken place for the past two million years every time obliquity has gone below 23 degrees during an interglacial period. Interglacial periods are unsustainable under low obliquity conditions, and there is no evidence that this time will be any different. **Evidence suggests that in 1500 to 4500 years, the next glacial inception will take place**.

Book Climate of the Past, Present and Future Javier Vinos 2022

4)Global Warming is not caused by increased CO_2 - Science and CO_2

CO_2-driven climate models overestimate actual trend of climate change

Computer climate models don't match actual results

Ocean surface temperatures

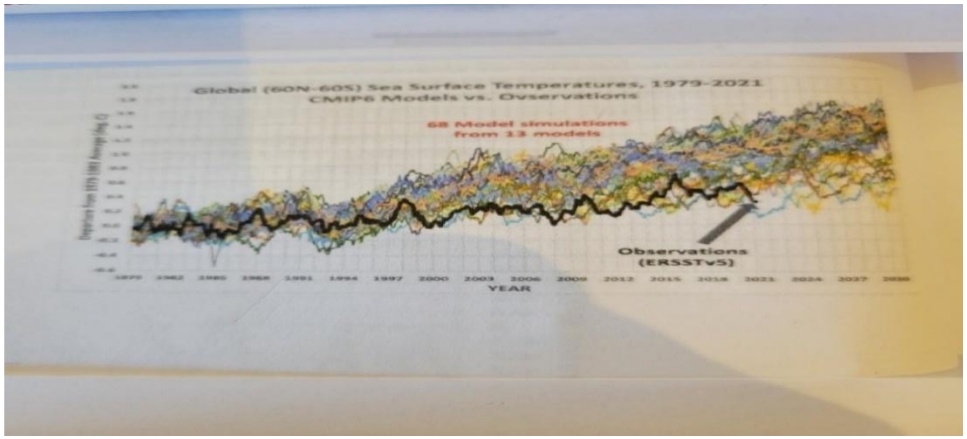

Atmosphere temperatures



Reference: Climate All Is Well, All Will Be Well Jeremy Nieboer page 20017 Source: J.R. Christy, Univ. of Alabama; KNMI Climate Explorer John Christy: Climate models for politics?..."A bridge too far" - YouTube

Global mid-tropospheric temperature change 1979 – 2024 C

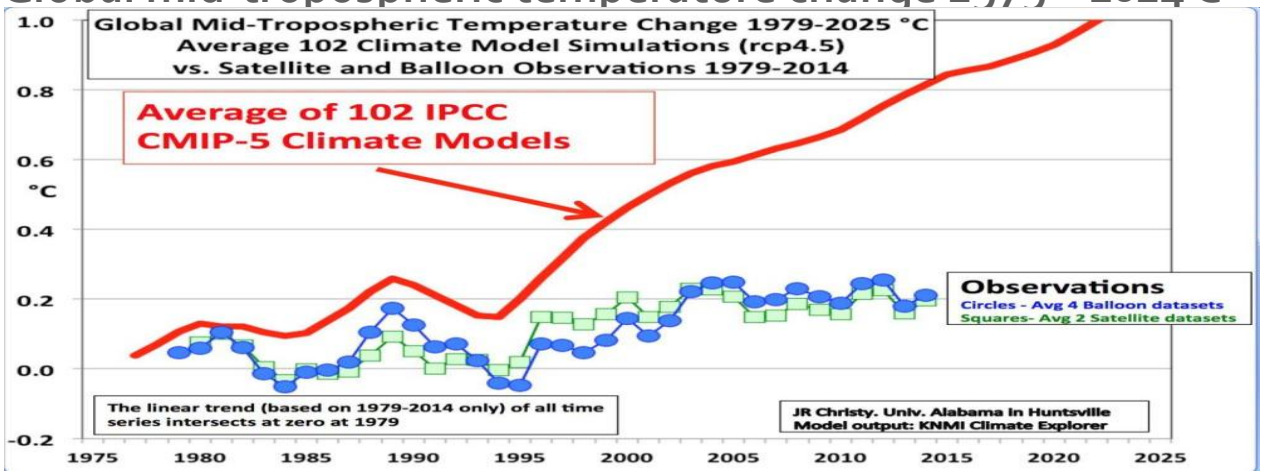

Reference: John Christy: The Climate Real Deal | Science Matters (rclutz.com) Computer Modelling Willie Soon https://www.youtube.com/watch?v=b5oyv8I6I-g

4)Global Warming is not caused by increased CO_2 - Science and CO_2

Finally, a successful climate change model that matches historic results

Paul Burgess's Oceanic – Solar – CO_2 index-based temperature modelling results versus satellite temperatures show an excellent match between 1983 and 2025. Having the model explain the temperatures so exactly shows that since 1983, 75% of the modest global warming experienced occurred due to natural events, strongly impacted by ocean current changes, with only minor CO_2 impact. Only 25% was due to mankind's added CO_2. Based on this model, another 1 degree warming, beneficial to mankind, will occur in the next 175 years.

Yearly Temperature Modeling Results 1983 -2025

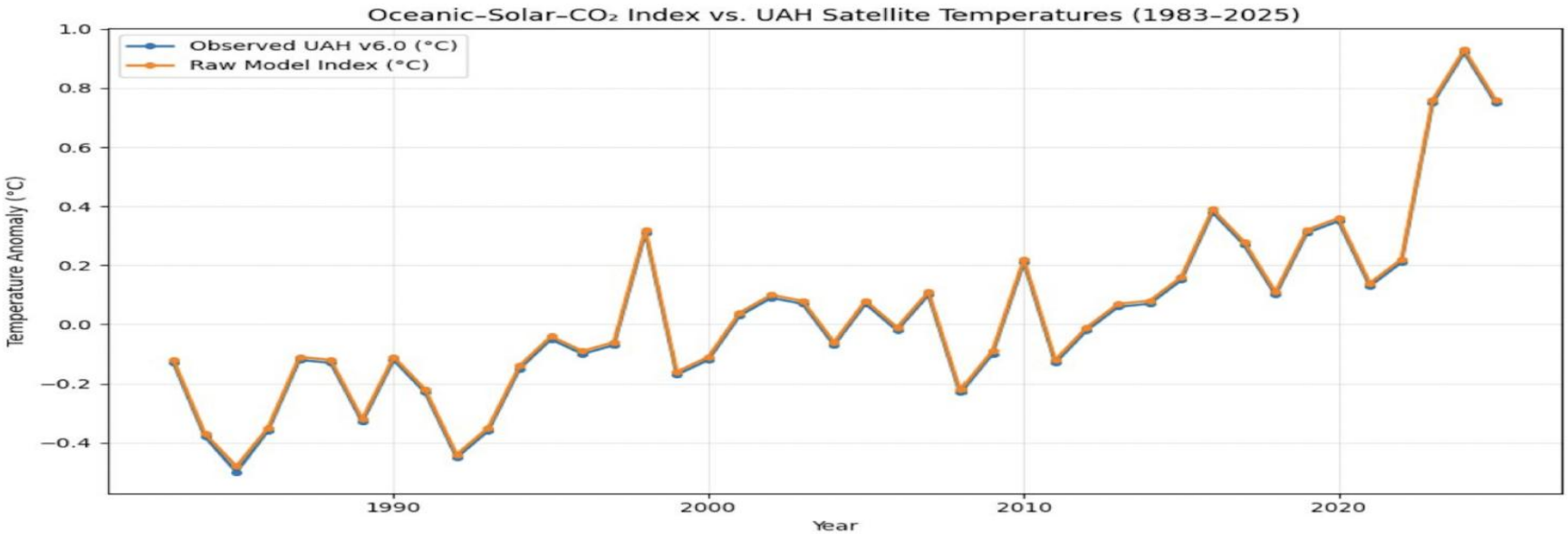

Paul Burgess paper The Oceanic-Solar Index and Sea Surface Temperature A Plain-English Physical Explanation

The Sun, The Clouds, The Oceans In My Most Important Video Ever Paul Burgess's successful modelling shows that since 1983, temperature can be replicated simply by looking at the new Oceanic Index and the amount of solar radiation, not the CO_2 and a small element of CO_2.

At last the answer: how much warming is natural and how much warming is from mankind? Paul Burgess

4)Global Warming is not caused by increased CO_2 - Science and CO_2

Paul Burgess's climate change model demonstrates the oceans' strong impact

Changes in Sea-Surface Temperature (SST) are linked to the Oceanic-Solar Index, which provides a direct, physical explanation of why CO_2 downward reflected energy cannot make a strong impact on ocean temperatures.

1. **How Energy Enters the Ocean**

The ocean is warmed mainly by shortwave radiation from the Sun. This energy moves downward into the ocean and is absorbed up to the upper 100 m water column. In contrast, **CO_2-related infrared radiation is absorbed only at the very surface (due to its radiation frequency), but does not penetrate into the ocean beyond the ocean skin surface.** Sunlight heating penetrates further downward and warms a large volume of ocean water.

2. The Hairdryer and Bath Analogy

Trying to warm the ocean using CO_2 is like trying to heat a bath with a hairdryer. The air just above the water warms briefly, but the bath itself hardly changes temperature. To heat the bath, energy must be delivered deeper into the water, not just across its surface.

3. The Oceanic-Solar Index Connection

Natural ocean cycles change winds and cloud cover. With cloud coverage, less sunlight moves downward into the ocean, reducing absorbed energy and lowering the SST.

The Oceanic-Solar Index captures this sequence and the successful modelling explains (matches) the timing of observed warming associated with the oceans and not changes in CO_2.

The Sun, The Clouds, The Oceans In My Most Important Video Ever Paul Burgess's successful modelling shows that since 1983, temperature can be replicated simply by looking at the new Oceanic Index and the amount of solar radiation, not the CO_2 and a small element of CO_2.

4)Global Warming is not caused by increased CO_2 - Science and CO_2

Paul Burgess's climate change model demonstrates the oceans' strong impact

4 Satellite Measurements Show Limited Impact from CO_2-Reflected Heat

Using satellite measurements, the Oceanic-Solar explanation of Earth's energy balance, rather than surface ocean temperatures, demonstrates why the CO_2 downward reflected wavelength energy has minimal impact. These satellites measure how much sunlight enters the climate system, how much is reflected back by clouds, and how much energy leaves Earth again. The energy budget can be separated into two parts: all-sky covered conditions (including clouds) and clear-sky conditions (clouds mathematically removed). The key finding is that recent warming appears strongest in the all-sky covered data but is much weaker in the clear-sky data. This shows that the dominant energy change is linked to clouds and sunlight, not to greenhouse trapping in clear air. When cloud effects are removed, the apparent excess heating largely disappears, supporting the cloud-impacted solar ocean heating mechanism.

The pattern of ocean heat uptake matches what is expected from sunlight entering from above and being reflected downward, rather than from infrared heating confined to the surface.

Conclusion

Sea-surface temperature changes are controlled mainly by how much sunlight enters the ocean. Because sunlight penetrates deeply and CO_2 does not, the Oceanic-Solar Index provides a physically consistent explanation for observed ocean warming confirmed by independent satellite energy measurements.

Paul Burgess paper The Oceanic-Solar Index and Sea Surface Temperature A Plain-English Physical Explanation

The Sun, The Clouds, The Oceans In My Most Important Video Ever Paul Burgess's successful modelling shows that since 1983, temperature can be replicated simply by looking at the new Oceanic Index and the amount of solar radiation, not the CO_2 and a small element of CO_2.

4)Global Warming is not caused by increased CO_2 - Science and CO_2

The CO_2 saturation effect shows that increasing levels of CO_2 cannot cause catastrophic global warming

- CO_2 radicalism rests on **one main assumption: "Increases in atmospheric CO_2 will cause a linear and dangerous increase in global temperature**." The belief that more CO_2 emitted equals significantly more heat and higher temperatures is a cornerstone of this view. However, many scientists challenge this.

- At current CO_2 atmospheric levels of 420 ppm, **William Happer**, Professor Emeritus at Princeton University and **William van Wijngaarden**, professor in the Department of Physics and Astronomy at York University, raise serious **doubts about this level of CO_2's ability to absorb materially more heat from the Sun as seen on the Planck curve**. This finding was **validated through a controlled laboratory experiment** in 2024. The measured infrared radiation of CO_2 in a test chamber underwent increasing CO_2 concentrations emulating realistic atmospheric conditions. **The study concluded that doubling CO_2 from 400 to 800 ppm "shows no measurable increase in infrared radiation absorption** and can lead to just 0.5 °C warming increase at most".
- In 2020, German chemist **Michael Schnell's paper** "Experimental Verification of the CO_2 Greenhouse Effect" also confirmed that **the saturation effect of CO_2 results in minimal warming.**
- Dr **Franz-Karl Reinhardt** with the Swiss research facility EPF, demonstrated that a doubling of the current level of atmospheric CO_2 from 400ppm to 800ppm would produce only one-quarter of 1 degree Celsius.
- **Climate alarmists have never been able to explain why the Earth has never experienced runaway warming in the past when CO_2 levels were over 10 times more concentrated than today.**

:

reference:: https://wattsupwiththat.com/2025/01/18/the-saturation-effect-questions-the-prevailing-narrative-on-co2/

5) We are not in a climate crisis

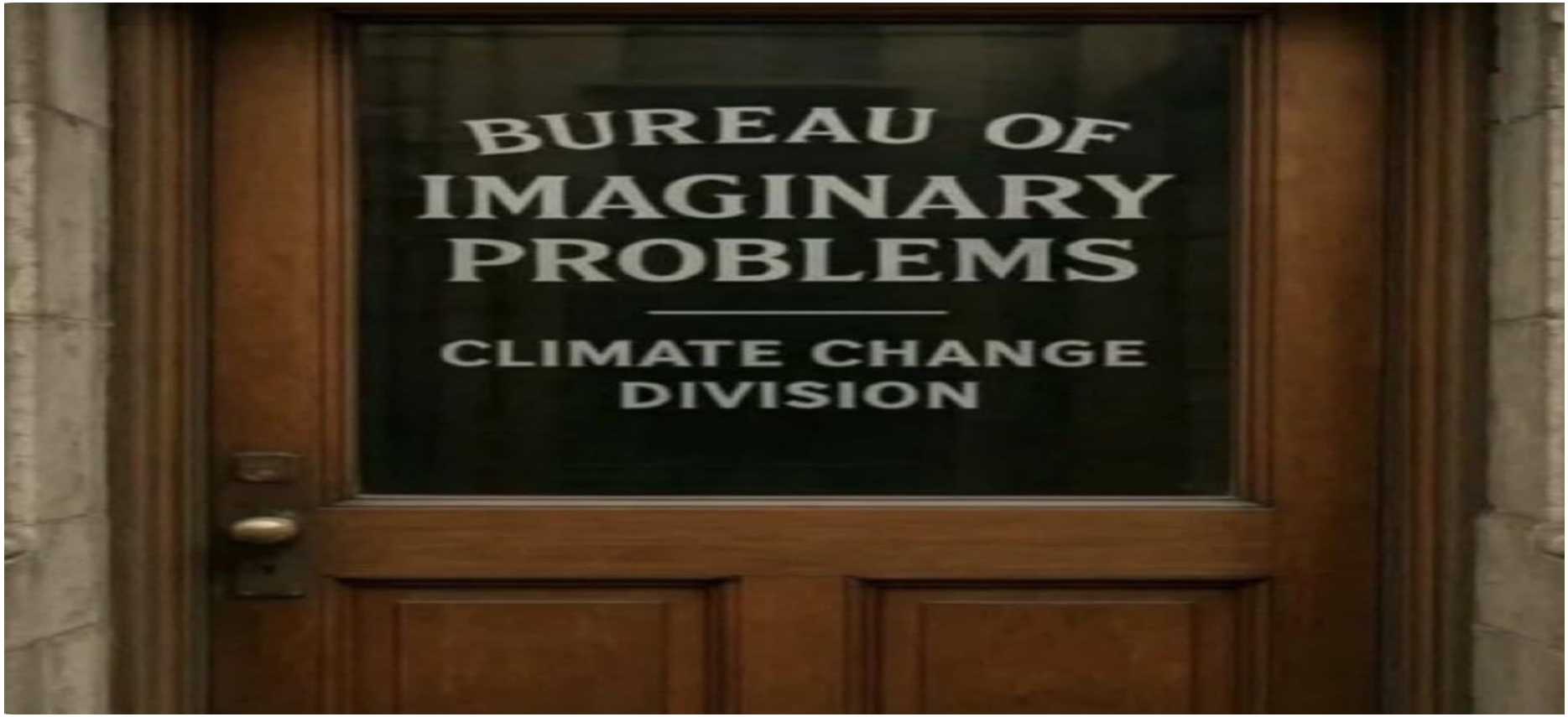

False Climate report: News about Media Doing 'damage Control' As Widely Reported Study ...
Climate Scam Explanation https://www.facebook.com/share/v/14PYv1fEJhD/?mibextid=wwXIfr
The crisis language comes from activists and the media, not from The Science they claim to cite.
https://x.com/i/status/2023427151538835841
Fossil Fuels ⁞ Climate Chronicles - CO_2 Coalition
Nicola Scafetta: Impacts and risks of 'realistic' global warming projections for the 21st century
Do Science & Observations Support Net Zero Policies?
Comparison Of Two German Weather Forecasts: From 25 Years Ago ...

5) We are not in a climate crisis

Extreme weather events are overstated

Extreme Weather and Climate

The failure of the public to get excited over a degree or two of climate warming has led the environmental alarmists to turn to extreme weather events.

However, the claims of increases in extreme weather are made for the simple purpose of frightening the public. However, even the IPCC acknowledges that there is no empirical evidence for such a connection. Moreover, outside the tropics, the claim runs opposite to what accepted theory implies.

Outside the tropics, the main process in generating weather disturbances is known as baroclinic instability: an instability whose energy is proportional to the horizontal gradient in temperature. Globally, the strength of this instability depends on the temperature difference between the tropics and high latitudes. In a warmer world, this difference is expected to decrease or not increase.

We should expect less extreme weather events in a warmer world.

Reference book: Climate Change The Facts edited by Alan Morgan

5) We are not in a climate crisis

Extreme weather events are overstated

35 Claims of False Extreme Weather and Climate

1) Claim: The 130-Degree F Reading in Death Valley Is A World Record

Con: 134 degrees in 1913 is still the official record and there is no reason to change it.

2)Claim: The Global Temperature Record Says We Are in a 'Climate Emergency'

Con: The widely cited NASA global temperature graph is highly misleading, *displaying just the small change of 1.1°C of temperature, which is highly magnified to show the trend. Because this small temperature change is magnified, it gives the false impression of having a steep rising slope.*

3) Claim: Antarctica And Greenland Ice Melt Concerns

Con: The Antarctic continent has not warmed in the last seven decades. Antarctic sea ice area has modestly expanded."https://www.nature.com/articles/s41612-020-00143-w

4) Claim: Climate Change is Causing Accelerated 21st Century Surface Warming

Con: Most Observed Warming is Natural. Almost half of the global warming in the 21st century is due to El Niño events

5) Claim: Climate Change is Increasing the Strength and Frequency of Hurricanes

Con: Hurricanes are Not Getting Worse

5) We are not in a climate crisis

Extreme weather events are overstated

35 Claims of False Extreme Weather and Climate

6) Claim: Climate Change Will Increase the Number and Severity of Tornadoes

Con: Tornadoes are Getting Less Dangerous

7) Claim: Climate Change vs. Crop Production

Con: Food Production is Growing and Safe. As global climate modestly warms, U.S. and global crop yields are setting new records almost every year.

8) Claim: Climate Change is Causing Floods

Con: Flooding is Not Increasing. The U.N. IPCC admits having "low confidence" in even the "sign" of any changes.

9) Claim: Global Warming is Causing Cold Spells

Con: Extreme Weather has always occurred. Global warming does not cause an increase in the frequency or severity of cold weather events

10) Claim: Ocean Acidification is a concern

Con: Seawater is Alkaline and the Changes are Miniscule and Harmless

11) Claim: U.S. Heat Waves are Getting Worse

Con: Heat Waves are Not Increasing. Claims of increased U.S. heat wave frequency and length are often misleading because they ignore the worst US heat waves in the 1930s

5) We are not in a climate crisis

Extreme weather events are overstated

35 Claims of False Extreme Weather and Climate

12) Claim: U.S. Temperatures are rising dramatically

Con: There has been no significant warming in the United States since at least 2005.

13) Claim: We Need to Limit Global Warming to 1.5 Degrees C°

Con: These Temperatures Are Not Abnormal or Dangerous

14) Claim: Great Lakes Water Levels are falling due to Climate Change

Con: The Great Lakes are Doing Fine. The Great Lakes are currently benefiting from record-high water levels.

15) Claim: Droughts are Increasing Due to Climate Change

Con: Droughts are Not Getting Worse. Currently, the United States is benefiting from fewer and less extreme drought events as the climate modestly warms.

16) Claim: Is The US surface Temperature Record a Reliable Indicator of Warming?

Con: Too Many Stations are Compromised And Not Maintained. A study in 2009 showed that almost 90% of weather stations used to measure climate in the USA have been compromised by urbanization effects

17) Claim: Great Lakes Water Levels are falling due to Climate Change

Con: The Great Lakes are Doing Fine. The Great Lakes are currently benefiting from record-high water levels

5) We are not in a climate crisis

Extreme weather events are overstated

35 Claims of False Extreme Weather and Climate

18) Claim: Droughts are Increasing Due to Climate Change

Con: Droughts are Not Getting Worse. Currently, the United States is benefiting from fewer and less extreme drought events as the climate modestly warms.

19) Claim: Is The US surface Temperature Record a Reliable Indicator of Warming?

Con: Too Many Stations are Compromised And Not Maintained. A study in 2009 showed that almost 90% of weather stations used to measure climate in the USA have been compromised by urbanization effects.

20) Claim: Measuring the Earth's Global Average Temperature is a Scientific and Objective Process

Con: Surface Temperature Records are Distorted. Broad areas don't have any temperature measurements being made, now or in the past. In order to get a global temperature average, scientists interpolate data from surrounding areas that have data. When interpolation is done, the measured global temperature actually increases.

21) Claim: Greenland Ice Melting Will Cause Dangerous Sea Level Rise

Con: The Amount Of Melting Ice Isn't Significant. Claims that the Greenland ice sheet is melting six times faster than it was 30 years ago. Thirty years ago, the Greenland ice sheet was barely melting at all.

5) We are not in a climate crisis

Extreme weather events are overstated

35 Claims of False Extreme Weather and Climate

22) Claim: Coral Reefs are Dying Because of Climate Change

Con: Coral reefs are thriving around the globe. Since the peak of the last glacial maximum 33-26 thousand yearsago, global average temperature reached its highest point approximately 7,000 years ago, at least 1 or 2 degrees C higher than today, during which coral reefs thrived.

23) Claim: Sea Level Rise is Accelerating Dramatically

Con: Ocean tide gauge data shows that the sea level trend has not changed in over 100 years, and show no signs of drastic acceleration.

24) Claim: El Niño and The Warming They Bring Are Intensified By Climate Change

Con: El Niño's are a natural phenomenon and of little concern

25) Claim: Tipping Point – 1.5 Degrees Celsius Warming

Con: 1.5 degrees is unnoticeable and not a threat

26) Claim: Climate Sensitivity is a concern

Con: Climate Sensitivity is Likely Low Enough to be of Little Concern.

27) Claim: Water Levels – Lake Tahoe concerns

Con: Lake Tahoe Levels Are Fluctuating Normally

5) We are not in a climate crisis

Extreme weather events are overstated

35 Claims of False Extreme Weather and Climate

28) Claim: Coal Pollution Can Be Seen Pouring From Power Plant Smokestacks

Con: Photos are pure propaganda, blatantly and deliberately deceiving readers. Those black, deadly-looking plumes of "emissions" are really condensing steam. Plumes of condensing water vapor normally look white and benign, but by artfully choosing a vantage point to the east of the plant, and a time just after sunset, *the photographers manage to make the pretty white plumes of harmless steam look black and threatening.*

29) Claim: Climate Models have Accurately Predicted 30 Years of Warming

Con: Global Ocean Temperatures are Warming at Only ~50% the Rate of Climate Model Projections

30) Claim: Urban Heat Islands Do Not Exaggerate Global Warming

Con: Urban Heat Islands Distort the Temperature Record. The majority of U.S. temperature stations utilised for temperature records have been compromised by encroachment of artificial surfaces like concrete, asphalt, and buildings. This creates a substantial false warming trend that is responsible for almost half of reported U.S. warming.

5) We are not in a climate crisis

Extreme weather events are overstated

35 Claims of False Extreme Weather and Climate

31) Claim: We are in the 'Hottest Ever' Period Due to Climate Change

Con: Earth has experienced much warmer periods in the past than we have today. In the recent past global mean temperature appears to have risen by as much as 9-14°F (5-8°C) to an average temperature as high as 73°F compared to the 20th century global average of 56.7°F. Earth's average surface temperature over the past 500 million years showed that for most of the time, global temperatures appear to have been too warm for polar ice caps.

32) Claim: Instrumental Temperature Records Demonstrate Man-Made Global Warming

Con: Earth has been emerging from a period known as the Little Ice Age as long as we've been measuring temperatures

33) Claim: Unprecedented Heat Wave in Pacific Northwest was Driven by Climate Change

Con: A rare heat wave, but cannot be attributed to climate change. *The atmosphere is churning with all kinds of variability inherent in the physics of the atmosphere (also called* natural variability*).*

5) We are not in a climate crisis

Extreme weather events are overstated

35 Claims of False Extreme Weather and Climate

34) Claim: [Increase in U.S. Wildfires Due to Climate Change]

Con: Wildfires are far less frequent and severe than was the case throughout the first half of the 20th century.

35) Claim: [2023 Was Earth's Hottest 12 Months in 125,000 years]

Con: Temperatures were warmer than the present for much of the past 10,000 years

5) We are not in a "Climate Crisis"

Recent **global warming has been modest to flat**

Global Mean Temperature Change 2014 to 2023

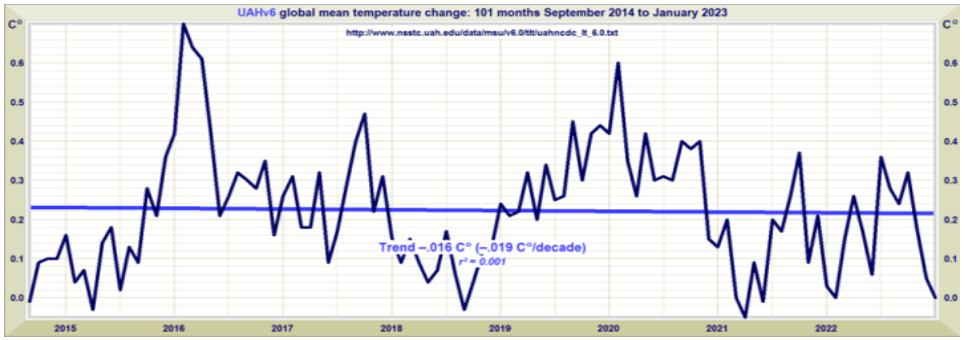

NOAA shows that since 2015 there has not been any global warming despite the emission of more than 450 billion tons of CO2 emissions

NOAA CHARTS REVEAL RESENT GLOBAL COOLING

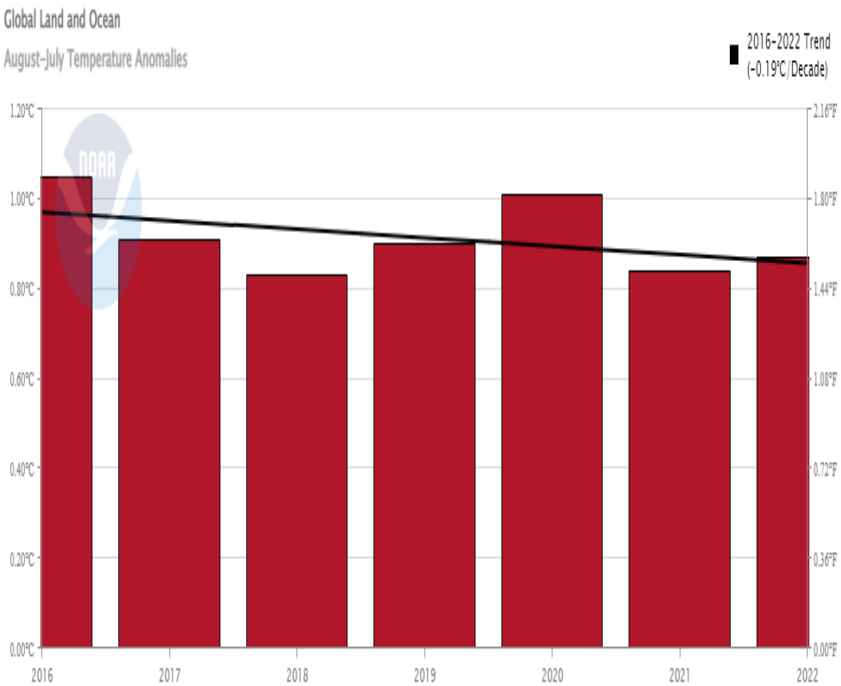

Global Mean Temperature Change 1978 to 2023

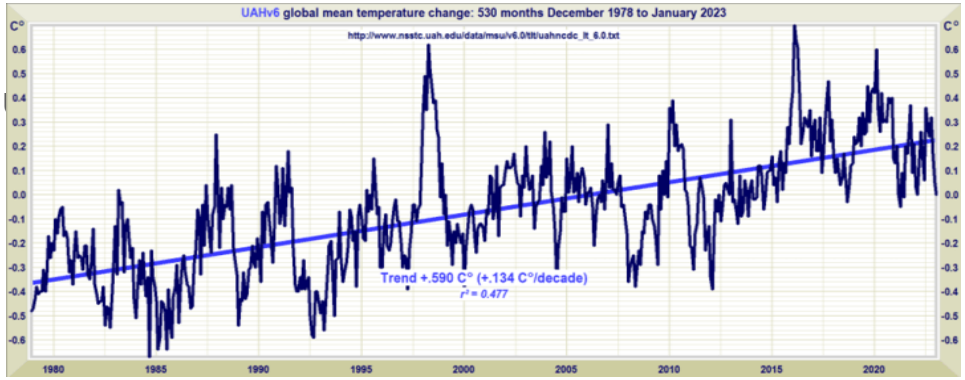

There has been a warming trend since the late 19th century of only about ·
recovering from the Little Ice Age, a cooler period centred on Eurasia. However, over the last 541 million years, Earth's average temperature has often hovered around 19 – 25 °C, far warmer than today's ~ 16 °C, with thriving ecosystems and no human influence. Our current interglacial is relatively cool. A degree or two of variability fits natural cycles

Reference:https://wattsupwiththat.com/2023/02/03/the-new-pause-lengthens-again-101-months-and-counting/

5) We are not in a "Climate Crisis"
The USA experienced higher temperatures in mid-1930s than today

- USA **heat waves have been less frequent and severe than they were in the 1930s**.
- **Most of** the modest **warming** that has occurred over the past few decades **has largely affected winter temperatures, locations closer to the poles** and **temperatures recorded at night**. Daytime temperature changes have been less impacted.

Heat Wave Index for the USA between 1895 and 2020

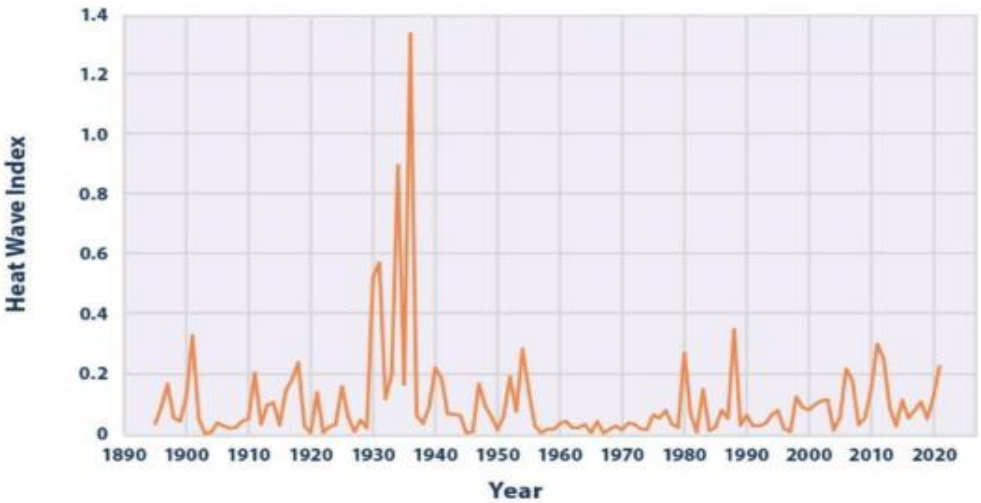

Heat Waves 1900 to 2020

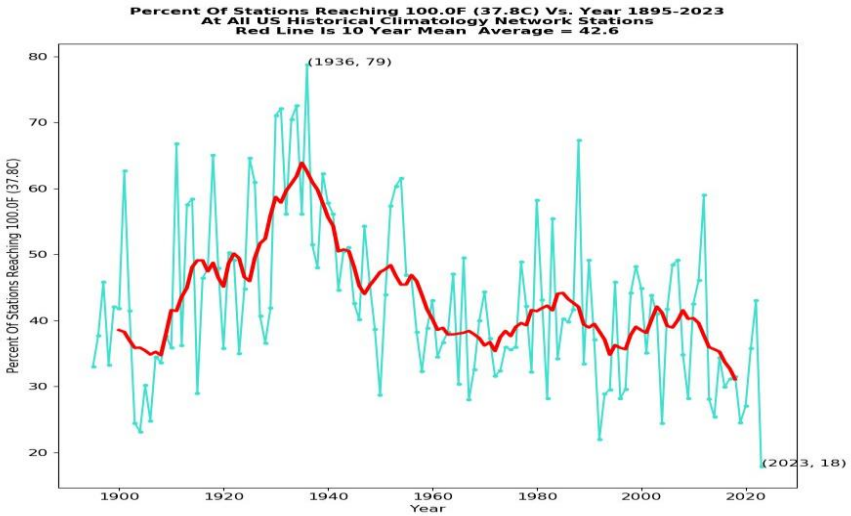

Reference book: Climate at a Glance page 49, (Source: EPA).

Source: Environmental Protection Agency Climate Change Indicators Aug 14, 2021

[(1135) Judith Curry: "Relax, there is no climate emergency!" – YouTube https://youtu.be/pV7TZzD1N5Q](https://youtu.be/pV7TZzD1N5Q)

Climate and environment 2025 updates: US had the coldest January in decades
https://abcnews.go.com/International/live-updates/climate-environment-updates/?id=115115959

5) We are not in a "Climate Crisis"

February 19, 2025: Record-breaking cold across North America

- Recent low temperatures go against CO_2 driven global warming climate crisis

Record-breaking cold: Temperatures to plunge to as much as 50 degrees below

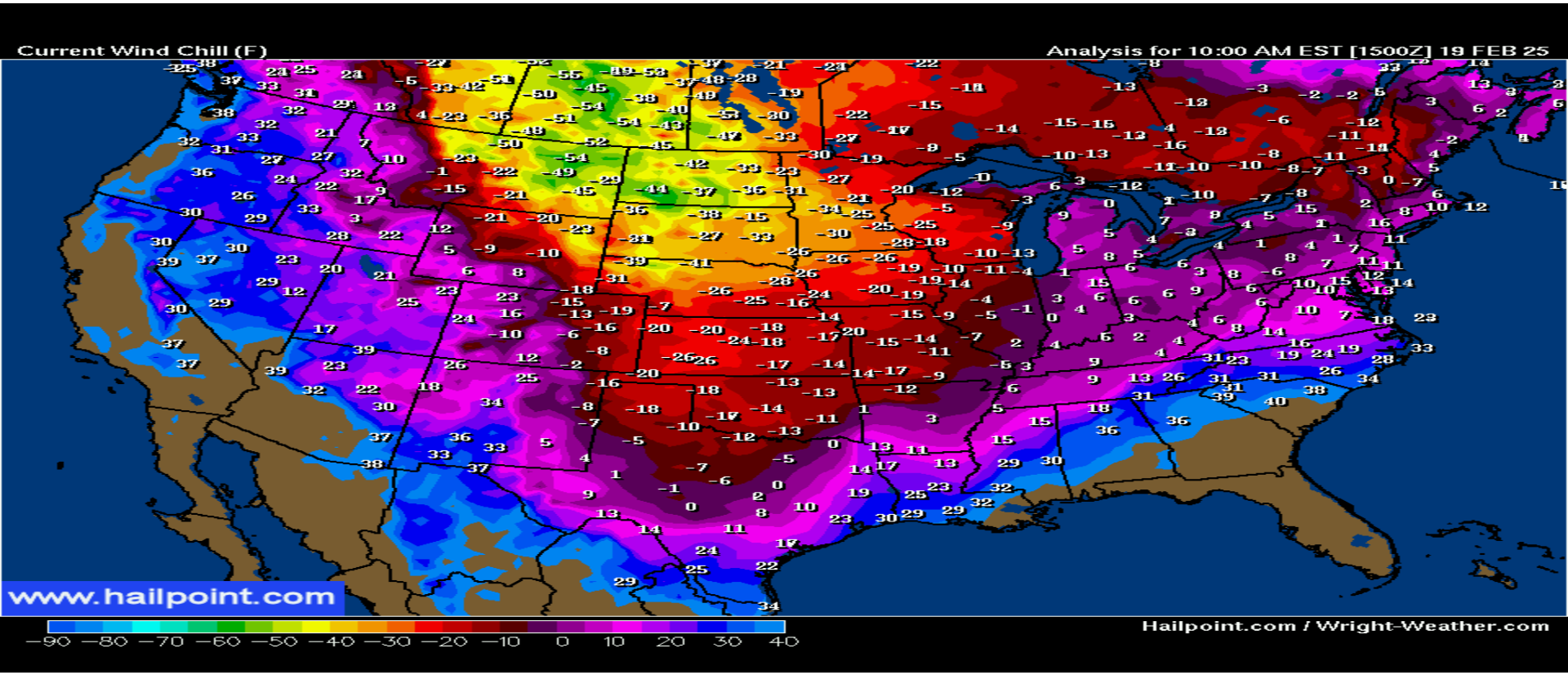

https://www.cnn.com/2025/02/18/weather/frigid-cold-us-flooding-tuesday-hnk/index.html

What Climate Crisis? Weather Channel Reports "Record-Breaking Cold" For August
https://www.zerohedge.com/weather/what-climate-crisis-weather-channel-reports-record-breaking-cold-august

Hunga Tunga Ha'apai Volcano Impacts Global Atmosphere

The eruption of the Hunga Tonga-Hunga Ha'apai volcano 490 feet under the waves on January 15, 2022, blasted an enormous amount of water and volcanic gases into the sky, higher than any other eruption in the satellite era. This underwater explosion sent 146 million tons of water from the South Pacific Ocean into the stratosphere.[60] changing the water composition of Earth's atmosphere and potentially heating it up *for years*. In just a few days, the superheated water from the Hunga Tonga eruption blanketed the entire globe, pole to pole, East to West. It caused the most intense atmospheric explosion ever recorded by modern instruments.

The amount of water vapor ejected was 10 percent of the stratosphere's typical stock.[61] It was enough to temporarily warm the surface of Earth. It is estimated that an excess of water vapour should remain for 5–10 years.[59] Hunga's eruption broke all records for injection of *water vapor* —the most powerful greenhouse gas— into the atmosphere. NASA

Bing Videos Hunga Tunga satellite view
A volcanic eruption sent enough water vapor into the stratosphere to cause a rapid change in chemistry - NOAA Research

Reference witnessed 1816, the year without a summer

5) We are not in a "Climate Crisis"

The USA shows no changes in very wet or very dry conditions between 1895 and 2022

- Between 1985 and 2022, there has been **no significant change in very wet or very dry conditions** in the USA despite increasing CO_2 levels.

Drought and Flooding Conditions

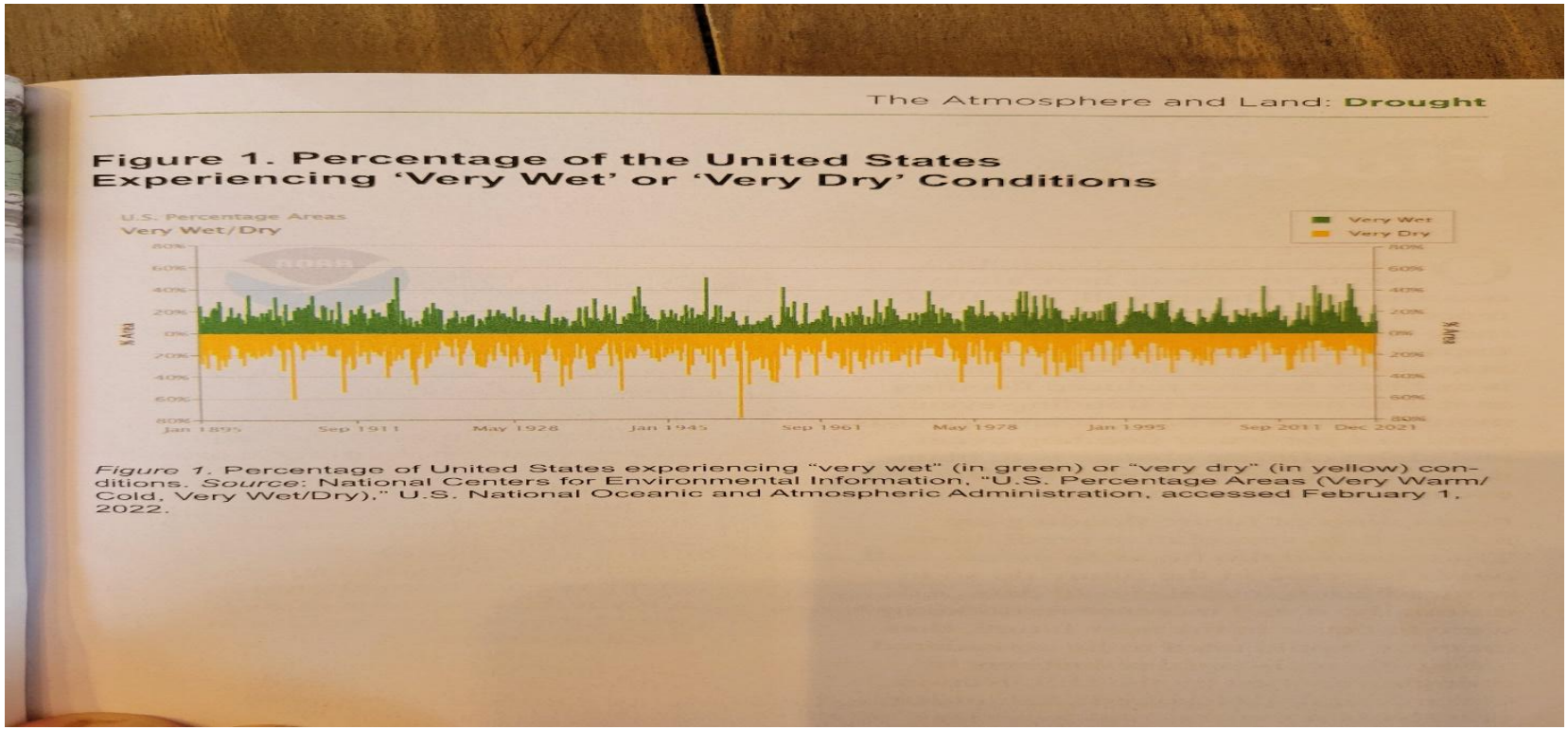

Reference book: Climate at a Glance Page 9

Reference book: Unsettled Chapter 5

Source: National Centers for Environmental Information US National Oceanic and Atmospheric Administration Feb 1, 2022

5) We are not in a "Climate Crisis"

The number of hurricanes and tornadoes over recent times have not changed

- **Global frequency of major hurricanes has remained flat** over the last 50 years and severe **tornadoes have been less frequent** and fell over the last 250 years.
- There is, however, a correlation between intense El Niño ocean currents and hurricanes.

Hurricanes

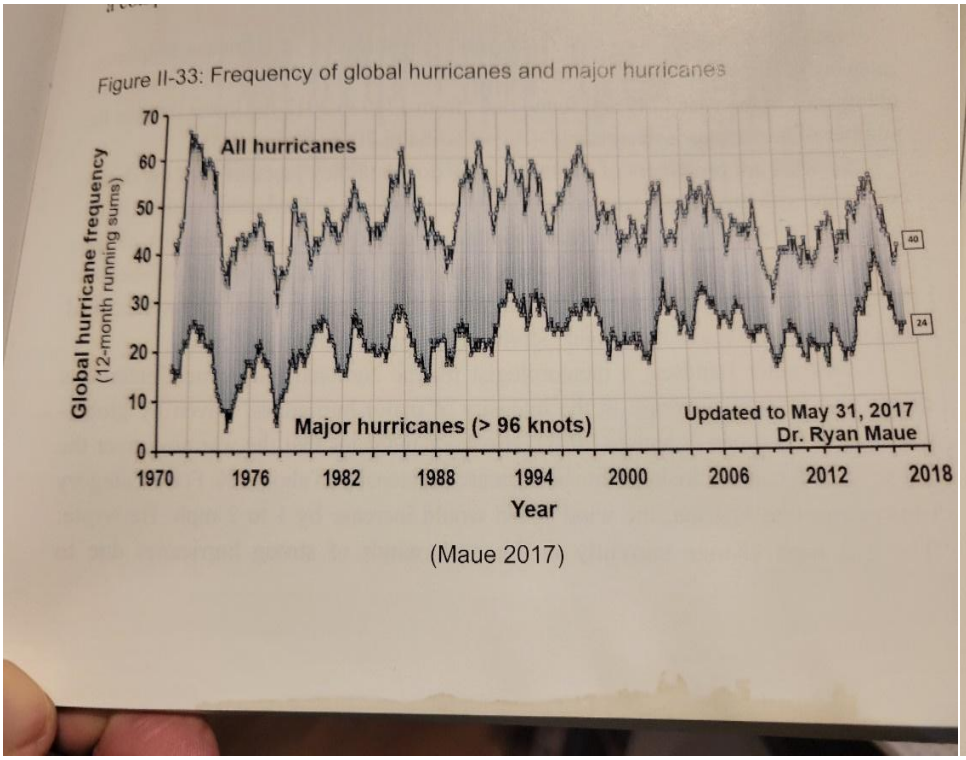

Tornadoes

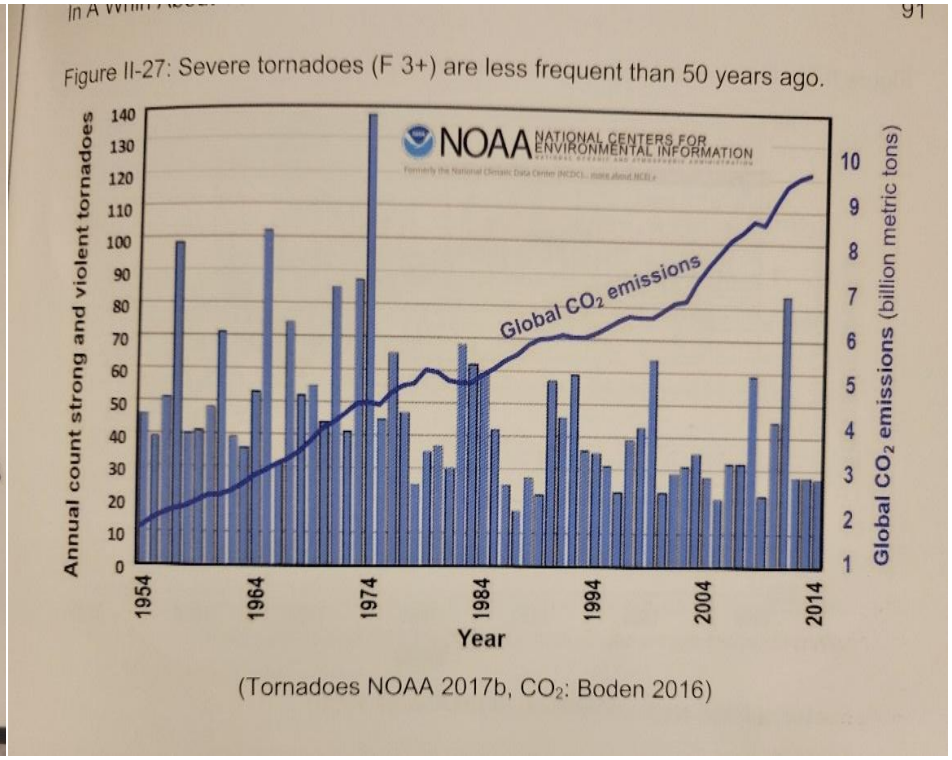

Reference book: Inconvenient Facts pages 91, 95

Reference Book: Unsettled Chapter 6

Source CO2 Boden 2016, Tornadoes NOAA 2017 Hurricanes Maue 2017

5) We are not in a "Climate Crisis"

Graph showing US forest fires between 1962 and 2016 and changing CO2 levels

- Forest fires across the Northern Hemisphere have decreased since 1980, although associated costs and damages increased with more people and buildings impacted.

Forest Fires Across the USA

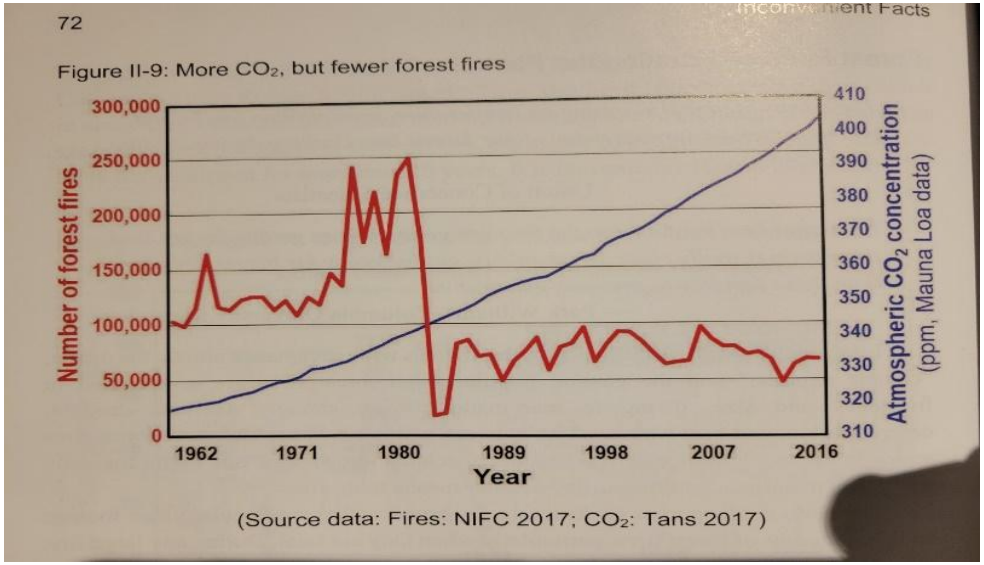

Global Annual Area Burnt

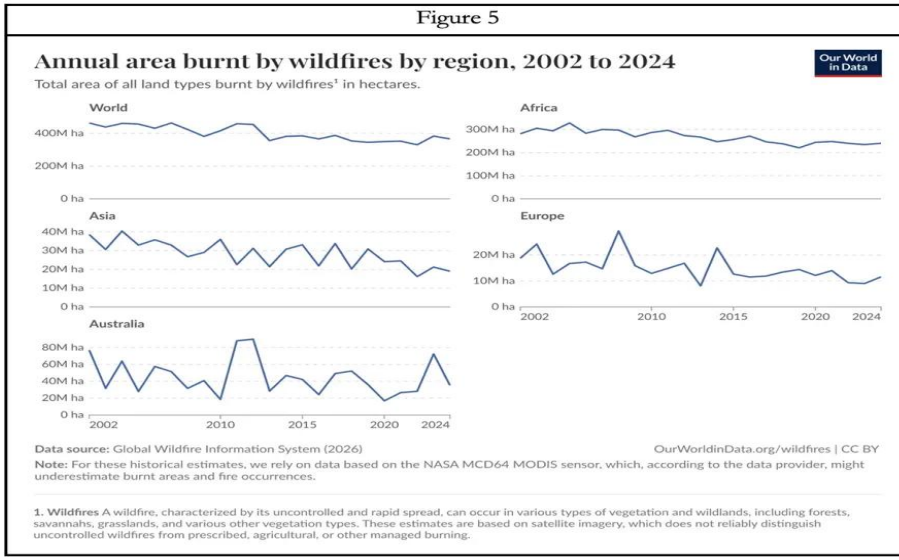

Climate Scepticism in Six Charts – The Daily Sceptic

Reference book: Inconvenient Facts page 72

Source Fires NIFC 2017 CO2 Tans 2017

The vast majority of EU wildfires are caused by human activity including deliberate arson, negligence and accidental ignition, rather than lightning.

- https://open.substack.com/pub/rogerpielkejr/p/what-the-media-wont-tell-you-about-783?r=ukert&utm_campaign=post&utm_medium=emailNorthern
- Increases in the world's most extreme wildfire events probably driven by fire size and simultaneity https://co2-coalition.mobilize.io/file_attachments/668397/download;
- Did Global Warming Play a Role? Cliff Mass Weather Blog.

5) We are not in a "Climate Crisis"

Ocean pH levels do not correlate with changing CO2 levels

- There is **no correlation** between CO_2 and oceanic pH **or evidence** that higher CO_2 levels will make the **oceans acidic**.
- Ocean acidity is now between 7.9 and 8.2. Neutral is pH 7. Vast amounts of acid would be required to acidify oceans.
- The oceans did not become acidic even with CO_2 at 15 times higher than present levels.

Changes in pH and CO2 levels over the last 7000 years and the last 300 years

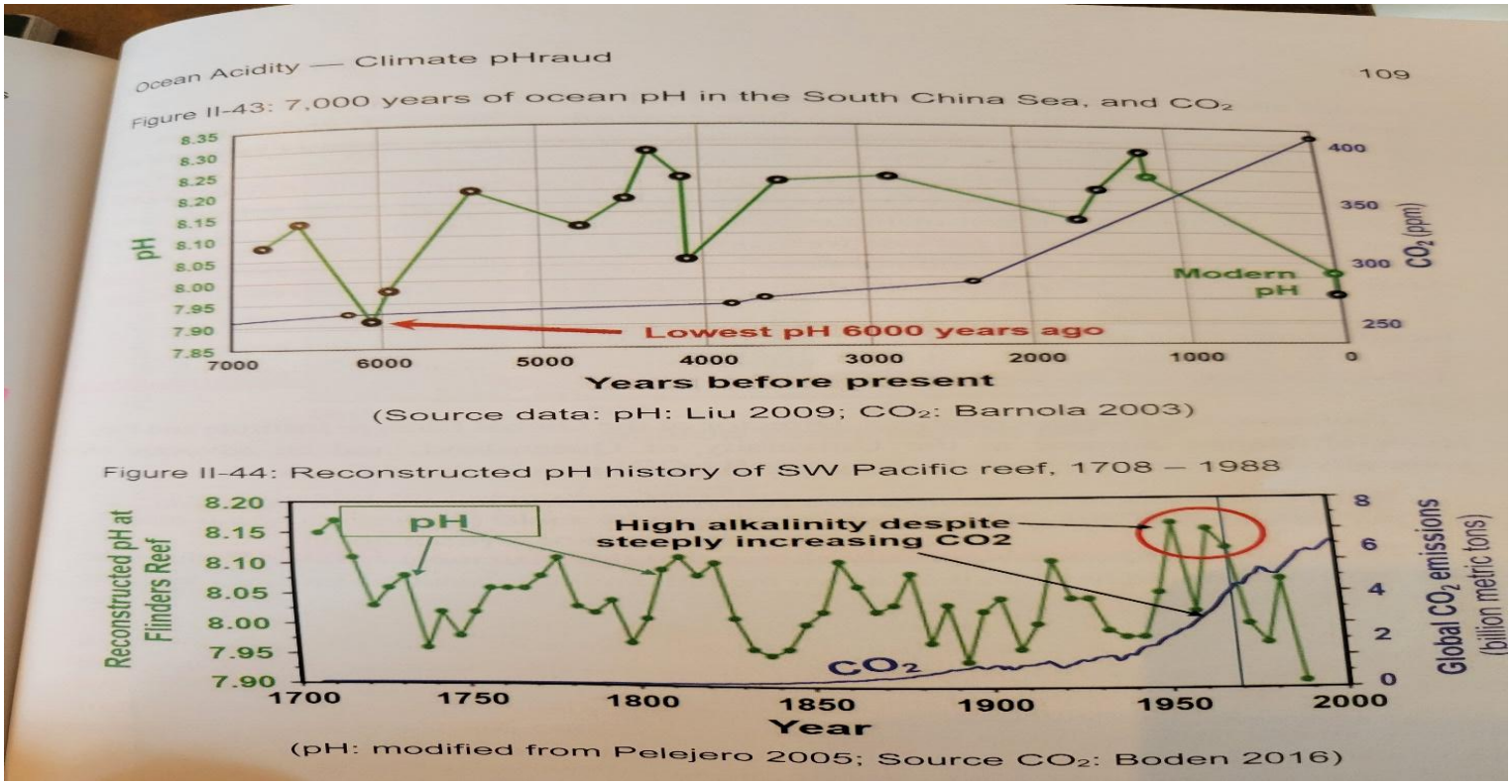

Reference book: Inconvenient Facts page 109

Source pH modified from Pelejero 2005; CO2 Boden 2016

Great Barrier Reef: Record high coral cover on parts of world's largest reef system - CBBC Newsround

5) We are not in a climate crisis

The impact of changing the scale of the graph can be very misleading – perspective is important

- These graphs have the exact **same data** gathered from the Jersey Government weather station
- However, the **scales are different** with the left graph ranging from 0 °C to 30 °C, which is a day-to-night seasonal range experienced in Jersey; the right graph obtained ranges from only 10 °C to 13.5 °C, visually magnifying these changes
- **Scales chosen can magnify change and mislead the viewer**. Picking proper scales to allow changes to be put in perspective is very important

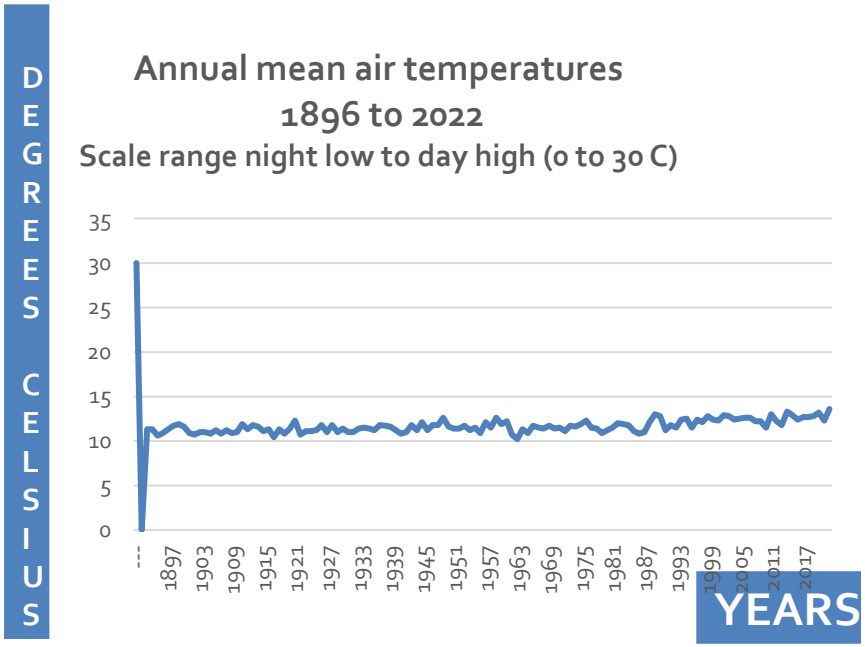

Reference data from Jersey Gov. weather station

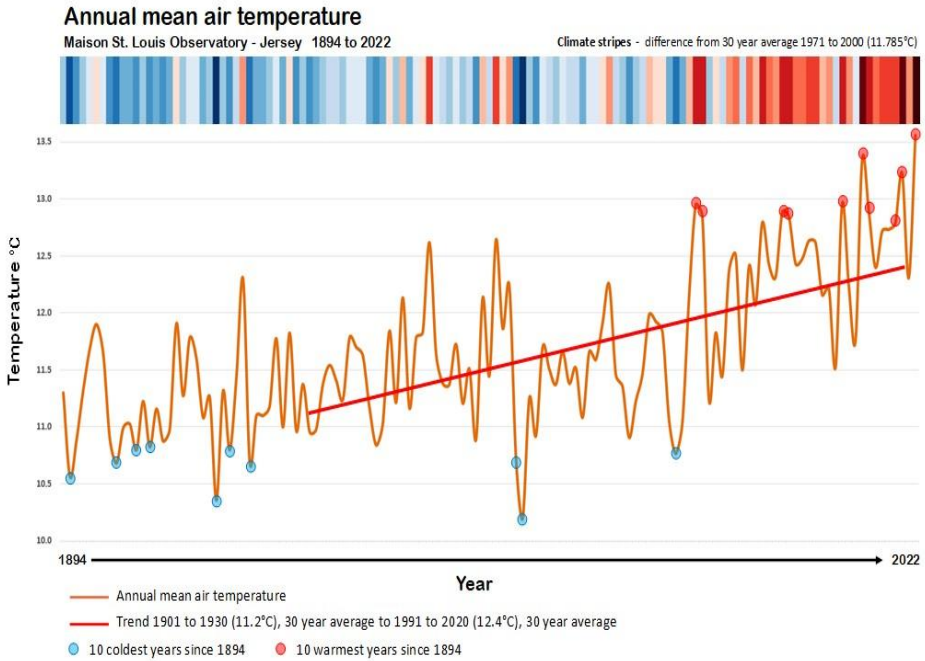

Reference graph from Jersey Met.

5) We are not in a climate crisis

Climate models overstate warming

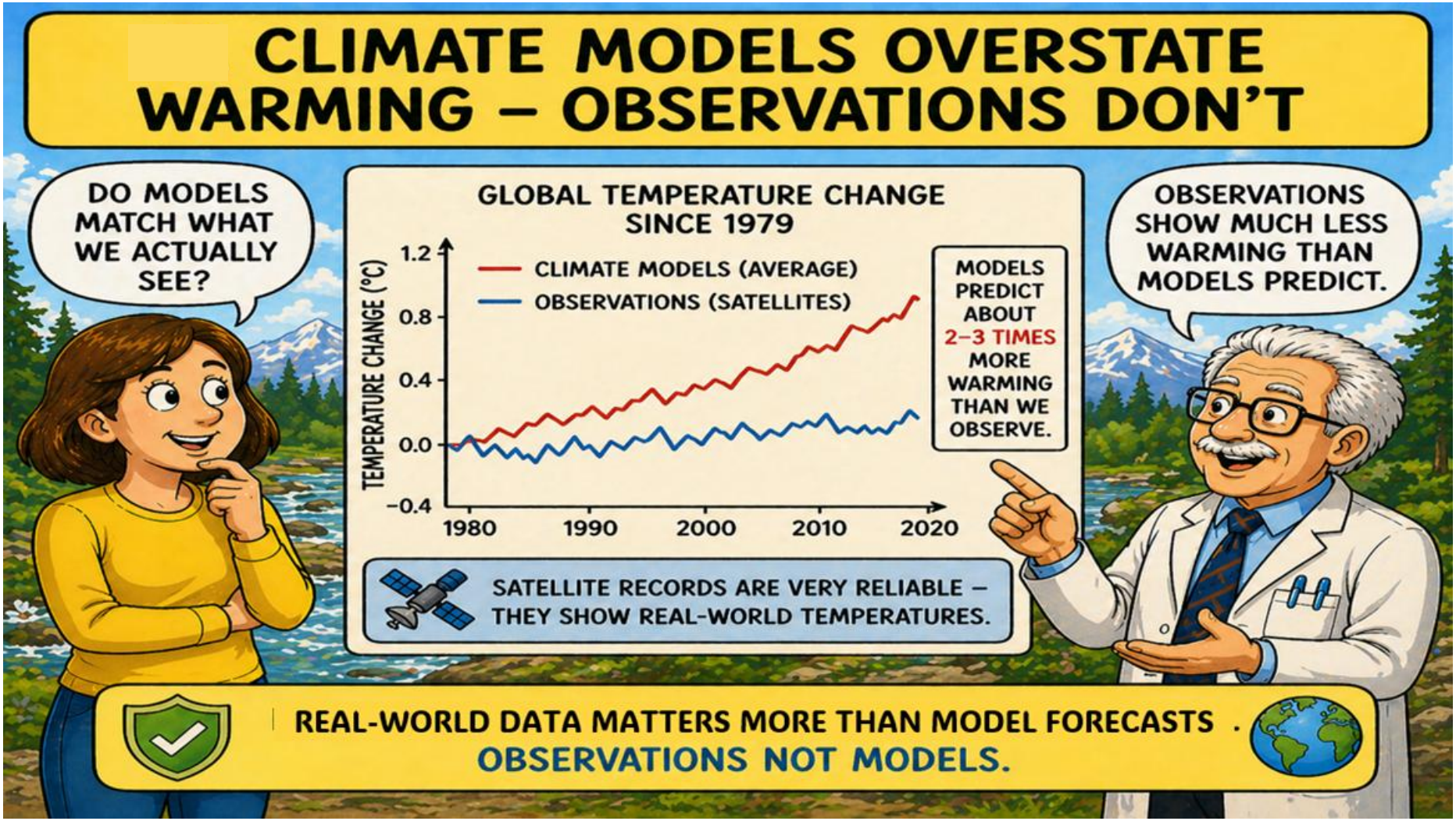

Quote by Leo Tolstoy: "Wrong does not cease to be wrong because the majority share in it."

https://sealevel.info/Unsettled-Climate_Changes_Real_Story-NewsMax_and_the_CO2_Coalition-2026-with_ads.mp4

5) We are not in a climate crisis

Finally, a successful climate change model that matches historic results

Paul Burgess's Oceanic – Solar – CO_2 index-based temperature modelling results versus satellite temperatures show an excellent match between 1983 and 2025. Having the model explain the temperatures so exactly shows that, since 1983, 75% of the modest global warming experienced occurred due to natural events, strongly impacted by ocean current changes, with only a minor CO_2 impact. Only 25% was due to mankind's added CO_2. Using these excellent modelled results, **the CO_2 contribution from 1850 to 1980 was 0.3°C and from 1980 to 2025 another 0.3°C. Based on this model, another 1°C, beneficial to mankind, will occur in the next 175 years.**

Yearly Temperature Modelling Results 1983 -2025

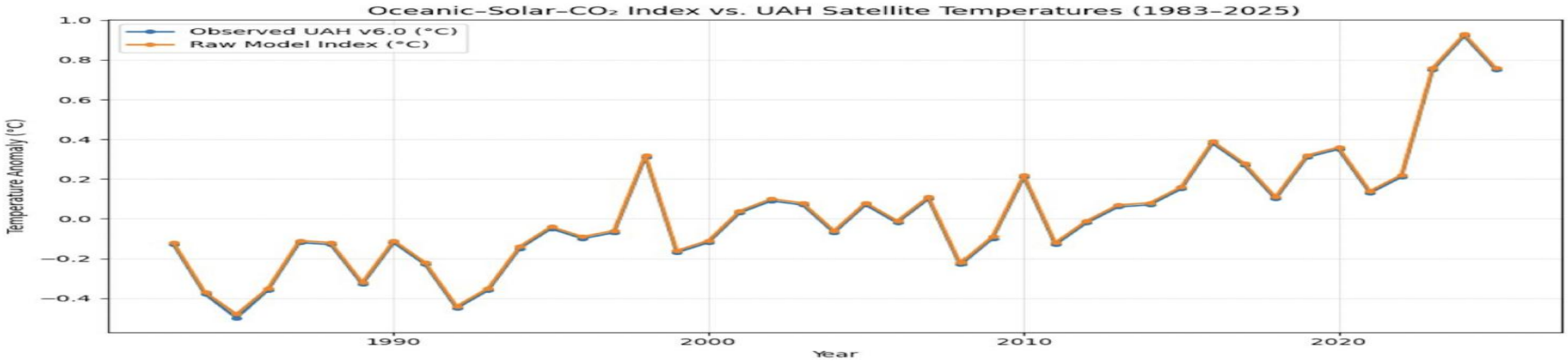

Paul Burgess paper The Oceanic-Solar Index and Sea Surface Temperature A Plain-English Physical Explanation

The Sun, The Clouds, The Oceans In My Most Important Video Ever Paul Burgess's successful modelling shows that since 1983, temperature can be replicated simply by looking at the new Oceanic Index and the amount of solar radiation, not the CO_2 and a small element of CO_2.

At last the answer: how much warming is natural and how much warming is from mankind? Paul Burgess

Final Main Paper Paul Burgess) Final Main Paper Paul Burgess **The Burgess Oceanic-Solar-CO_2 Index and the Climate Record since 1900 An Evidence-Based Assessment**

5) We are not in a climate crisis

1) Weather related crises have not increased with increases in CO_2

- Assertions are made claiming that weather extremes are increasing in frequency and severity, spurred on by humanity's greenhouse gas emissions. However, many types of extreme weather show no signs of increasing and in some cases are decreasing. Drought has shown no clear increasing trend, nor has flooding. Hurricane intensity and number show no increasing trend. Globally, wildfires have shown no clear trend in increasing number or intensity

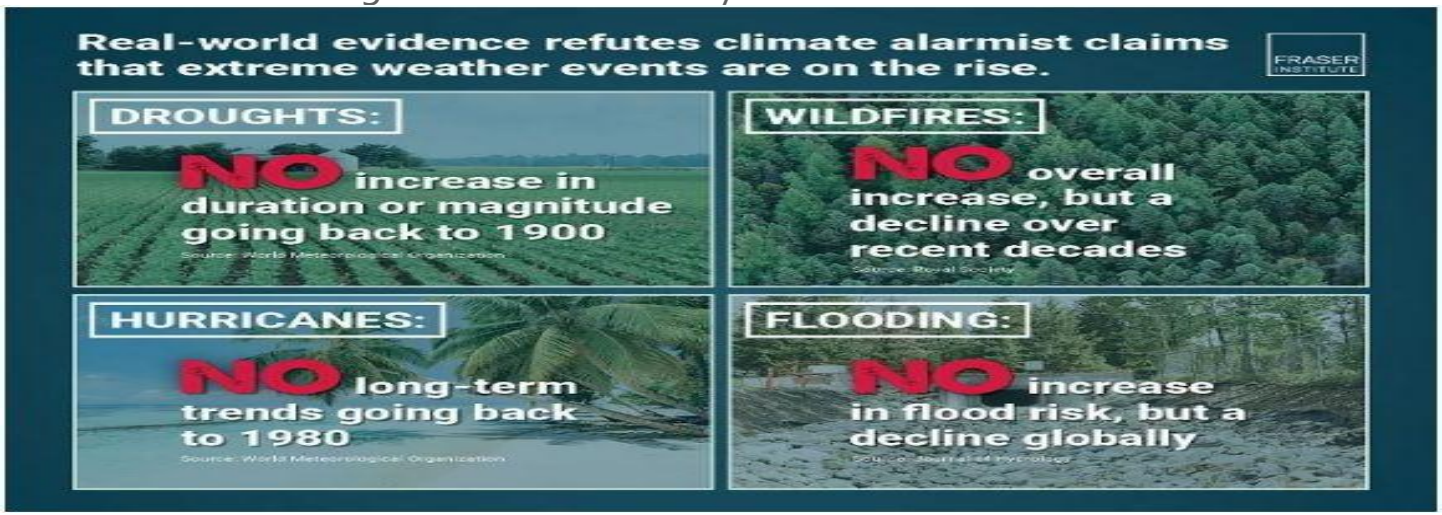

Gregory Wrightstone https://youtu.be/aT2SvlAkE5s; The Climate Crisis Scam
Extreme Weather and Climate Change (fraserinstitute.org)
With Trump soon to be inaugurated, climate scientists declare SUDDEN END to "climate emergency" narrative
Climate Change Myths Part 1: Polar Bears, Arctic Ice, and Food Shortages
https://youtu.be/GctDsMw8N4Y?si=LwJTarZXSw2oh_u3
https://wmbriggs.substack.com/p/climate-attribution-studies-cant-be-trusted-new-paper
Jonathan Cohler **https://youtu.be/hBMwbE9tECo Challenges that mankind's CO_2 emissions are causing a climate crisis**
(15606) Steve Gruber May 2026 – YouTube Interview discussing fallacy of the Climate Crisis claims
Do Science & Observations Support Net Zero Policies?

5) We are not in a "Climate Crisis"

The impact of media bias in reporting can be misleading

- These graphs have similar data from different years gathered from the Government weather stations
- These German temperatures are similar, but the media message signaling is slanted and different.
- The time magazine pictures also show similar biased, sensationalized reporting, overdramatizing reality.

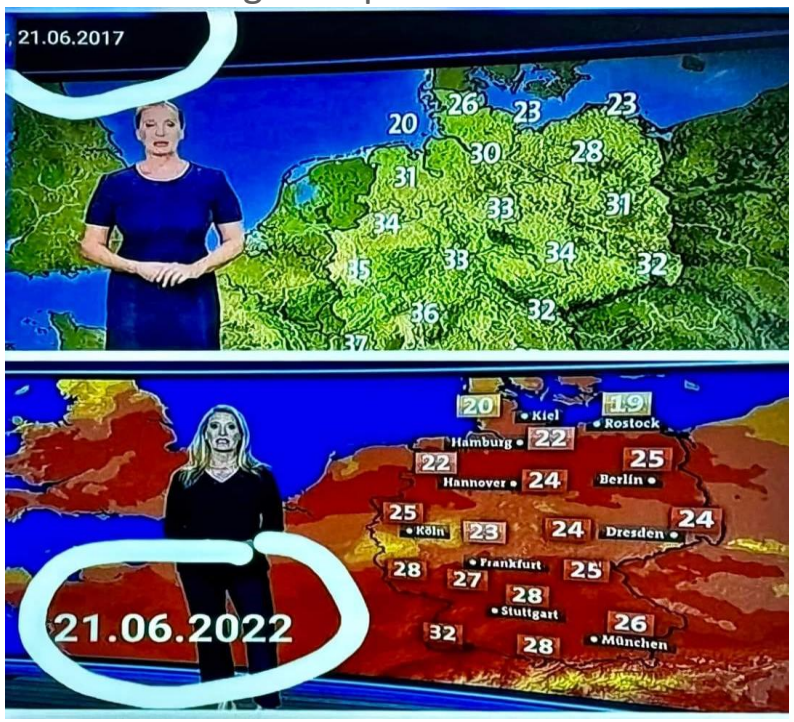

Reference graph from Germany Met.

[Bjorn Lomborg on X: "UN routinely warns us that we have just a few years left until catastrophe: In 1982, Tolba, head of UN Environment Programme told the world that it had just 18 years before an environmental catastrophe as irreversible as any nuclear holocaust https://t.co/8wyP10fJOn https://t.co/zDYD8ldJo5" / X (twitter.com)]

5) We are not in a climate crisis

Media and political reporting can be misleading

Media Lying About Climate And Hurricanes

Media Lying About Climate And Hurricanes

It's time to state the obvious.

Michael Shellenberger
October 5, 2022

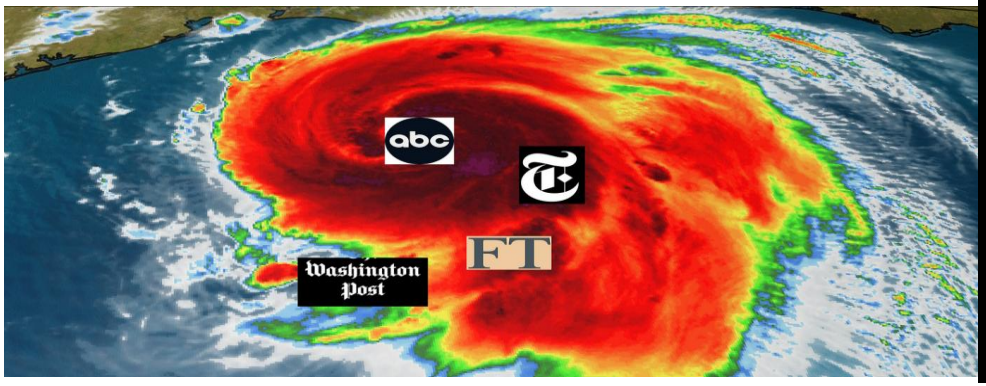

Over the last several weeks, many mainstream news media outlets have claimed that hurricanes are becoming more expensive, more frequent, and more intense because of climate change.

- *The Financial Times* reported that "hurricane frequency is on the rise."
- *The New York Times* claimed, "strong storms are becoming more common in the Atlantic Ocean."
- *The Washington Post* said, "climate change is rapidly fueling super hurricanes."
- *ABC News* declared, "Here's how climate change intensifies hurricanes."
- Both the *FT* and *N.Y. Times* showed graphs purporting to show rising hurricane frequency using data from the U.S. government's National Oceanic and Atmospheric Administration (NOAA).

All of those claims are false.

The increasing cost of hurricane damage can be explained entirely by more people and more property in harm's way. Consider how much more developed Miami Beach is today compared to a century ago. Once you adjust for rising wealth, there is no trend of increasing damage.

Al Gore's Climate Crisis predictions made in 1992 but now 30 years later proven false

Inconvenient Truth: 32 Climate Predictions Proven False | Facts Matter (youtube.com)

. Also see This one for more information

https://static1.squarespace.com/static/656f411497ae14084ad8d03a/t/66bc6870a7ad654a13b2ac7e/1723623541496/Homewood-BBC-2023.pdf

Article on media bias *https://www.dailymail.com › news › Ofcom-accused-Orwellian-assault-free...*
open.substack.com/pub/rogerpielkejr/p/climate-journalism-is-broken?r=ukert&utm_campaign=post&utm_medium=email
Bill Gates and others change their views on the seriousness of Climate Change Prediction of Climate Catastrophe Loses Some of Its Strongest ...
Al Gore's 'Inconvenient Truth' turns 20, and critics say ... An Inconvenient Truth' Predictions DEBUNKED - YouTube
"What did we miss?" — Open Letter to the Editor of The New York Times Get the full story →

5) We are not in a climate crisis

Media and political reporting can be misleading

Implausible: How Scientists, Activist Politicians and Journalists Invented a Climate Crisis

- Almost everything you have read or heard over the last 15 years in mainstream science, politics and media about future fireball Earth is little more than fake pseudoscience designed to drive populations to accept all the horrendous collectivist restrictions imposed by an insane, wicked rush to remove hydrocarbons from modern and developing industrial economies. Life without multi-use hydrocarbons would be unimaginably bad, in fact fatal to billions of people. Without hydrocarbon-produced fertiliser, half the world's population would slowly die of starvation.
- In the developing world, hydrocarbons promise an end to endemic hunger, healthier populations and longer and more prosperous lifespans. There is no better word than wicked to describe shutting the door on all these civilising benefits.
- Almost all the proposed energy replacements are little short of risible. Implausible, no less. A modern economy cannot run on the wind and Sun since these powers are intermittent. There is no viable solution to solving the on/off problem. Battery backup will only ever be measured in minutes when required at scale; hydrogen is expensive to produce and dangerous, while tidal power is often horrendously expensive. Nuclear power is useful base load but fails when electricity demand suddenly spikes.

Reference book: Implausible: How Scientists, Activist Politicians and Journalists Invented a Climate Crisis by Chris Morrison

5) We are not in a climate crisis

Media and political reporting can be misleading

- As seen in many countries around the world over the last 20 years, including the UK and Germany, wind and solar are little more than expensive add-ons that have led to soaring electricity costs and subsequent job-destroying deindustrialisation.
- We cannot do without hydrocarbons, whether it be the energy they provide or the countless uses made of petrochemicals.
- Also, there is no conclusive proof that humans can control the climate thermostat by reducing CO2 emissions. Regrettably, a tissue of lies, misinformation, cherry-picking and political shenanigans are bound up in a preposterous statement that 97% of scientists believe most recent warming is caused by humans.
- The entire 'settled' science con, embraced by mainstream media, politicians and activist scientists reveals the deep and depressing depths to which scientific integrity has fallen. There is not a single scientific paper that conclusively proves the current opinions around anthropogenic global warming. It is impossible to attribute human cause to individual weather events or long-term climate change given the huge variations produced by natural forces.
- Computer models' dismal record over 40 years gives little real guidance. As the growing scandal of the implausible RCP8.5 pathway reveals, they are often worse than useless. Models tell us nothing, but observations provide vital information about what has actually happened.
- Reference book: Implausible: How Scientists, Activist Politicians and Journalists Invented a Climate Crisis by Chris Morrison

5) We are not in a climate crisis

Media and political reporting can be misleading

- In their studies, geologists can see the past, notably how the Earth has changed over the 600 million years back to when life as we know it today started to form.
- Looking at the record of CO_2 and temperatures going back to the Cambrian epoch, we see little connection over the 600 million years. Sometimes they rise and fall together; often they do not. There is no evidence in the record that suggests a strong, unbreakable connection – something that the current opinion on human-caused global warming surely demands. Nor is there any evidence that the recent "mankind driven" rapid increase in CO2 levels has had any impact on climate change.
- Note that the atmospheric CO_2 level was much higher in the past, with the average over 600 million years probably around 2,700 parts per million (ppm). That is nearly seven times higher than the current level of 420 ppm. Far from spending pointless billions of pounds on CO_2 'capture', it might be better if it rises a little longer. Plants have evolved to grow efficiently in much higher CO_2 levels, and over the last 40 years a tad more food in the atmosphere has led to a sensational but largely unreported 15% 'greening' of the Earth.

- Reference book: Implausible: How Scientists, Activist Politicians and Journalists Invented a Climate Crisis by Chris Morrison

Chris Morrison, Implausible

5) We are not in a "Climate Crisis"

Media reporting can be misleading – We are not experiencing a record temperature rate rise

Recent "record warming rates" are not the highest rate records after all.

The Central England Temperature record is the longest thermometer record available.

- The 40-year period from 1695 to 1735 had an increase in temperature of 2.0 degrees C or 0.04 degrees per year. From 1978 to 2018 it rose 1.2 degrees C or 0.03 degrees per year.
- The Central England Temperature record is consistent with the proxy ice core records, for previous warmings, the medieval warming, Roman warming, the Minoan warming, etc.
- The Greenland Ice Sheet record shows that the run-up to the Minoan, Roman and Medieval Warm Periods occurred with faster warming. The modern temperature spike is not climate; it is statistical. https://x.com/i/status/2022838278399922632

https://climatechangedispatch.com/ice-core-data-modern-warming-statistically-unremarkable/

Separating Weather from Hysteria: The 'Double Heat Dome' Story

It Was Hot In 1911 As Well, Mr Miliband!

5) We are not in a "Climate Crisis"

Political reporting can be misleading

Falsified temperature records by the Netherlands Meteorological Institute

- In 2016, the Netherlands Meteorological Institute adjusted temperatures at De Bilt - the country's main climate station. Daily maximums from 1901 to 1950 were lowered by up to 1.9C, which removed 16 of 23 heatwaves from the record. The altered data were then used to claim modern heatwaves were unprecedented.
- Four researchers challenged the changes. But the institute dismissed the criticism. So the **analysis went to peer review**. In 2021, **it was published**, conclusively demonstrating the method systematically erased historical heat extremes. Today, the Meteorological Institute has quietly changed its approach and **seven erased heatwaves have been restored**.
- A government agency was caught rewriting climate history. The Netherlands Meteorological Institute erased heatwaves of the past, ignored critics, and reinstated the truth only when the evidence became impossible to ignore.
- Policies were built on that manipulated record. Dutch farmers lost livelihoods. Industry and the wider economy paid the price.

https://x.com/i/status/2021252821425979841

5) We are not in a "Climate Crisis"

Fearmongering shouldn't drive climate policy.

Fearmongering shouldn't drive climate policy.

Over the past half-century, environmentalists predicted countless calamities that didn't happen and pitched draconian countermeasures that turned out to be mostly misguided.

Forests have expanded globally, most obviously in rich countries but also increasingly across the world.

A recent peer-reviewed study counts almost 100 doomsday predictions made by environmentalists over the past 50 years. Two-thirds predicted doom before today. **All turned out to be wrong.**

The simplistic, alarmist predictions of the 1970s set the tone for decades, however, and still echo in the climate alarmism that argues for expensive, inefficient policies by recycling many of the old scare stories of not enough food and more and more weather catastrophes. Climate change is a real challenge, but, as before, its scariness is greatly exaggerated.

Bjorn Lomborg: Fearmongering shouldn't drive climate policy
Apocalypse now? Communicating extreme forecasts by David C. Rode; Paul S. Fischbeck
International Journal of Global Warming (IJGW), *Vol. 23, No. 2, 2021*

:

5) We are not in a "Climate Crisis"

Climate CO2 Hoax: How Individuals are Hijacked by the Environmental Movement by Lucy Biggers

An **explanation** about what is happening to our younger generations, by Lucy Biggers…
(Note: her Substack article has a short video to go along with each of her three points.)

Step 1: Deconstruct your identity.

- When I entered a newsroom at 25, this was the pervasive ideology: The world is divided into two groups—the oppressed and the oppressors.
- If you are white, straight, privileged, or American, you are inherently an oppressor. Everything you grew up believing is wrong or evil. You cannot be trusted to see the world as it really is because you are inherently racist, biased, and part of the oppressor class.
- I was young, excited to be there, and surrounded by people I thought were smarter and cooler than I was. So I absorbed their worldview and ceded my judgment to the group.
- Once you are demoralised, feel guilty for being an oppressor, can no longer trust your own intuition, or your own interpretation of the facts, you will believe whatever the group tells you to believe.

How I Was Brainwashed Into Becoming a Biased Climate Reporter

5) We are not in a "Climate Crisis"

Climate CO2 Hoax: How Individuals are Hijacked by the Environmental Movement by Lucy Biggers

Step 2: Atone for your sins.

- Because you are an oppressor all you can do is atone for the sins of your birth. You can do that by repeating and advancing the group's ideology. You never question it, because questioning the ideology is treated as proof that you are racist, selfish, or an oppressor.
- For me, this manifested as becoming a climate reporter. Through my work I could help the downtrodden, the indigenous people and other marginalized groups. I could be a good ally.
- And so without questioning, I pushed the idea that climate change was an existential crisis, fossil-fuel companies were evil, capitalism was destroying the planet, and America was an imperialist country that had destroyed the environment. Essentially all of the problems we faced were because of Western imperialism.
- If I had any doubts about this way of thinking I would shut them down. Who was I to question any of it? I was just some *stupid, privileged white girl who didn't know anything.* That was what I had been told about myself and that is what I believed. Better to go along with the group, keep my head down, and be a good ally.

How I Was Brainwashed Into Becoming a Biased Climate Reporter

5) We are not in a "Climate Crisis"

Climate CO2 Hoax: How Individuals are Hijacked by the Environmental Movement by Lucy Biggers

Step 3: Fully submit to the ideology.

- The West is evil. America is evil. Capitalism is evil. White people are evil. Everything you grew up believing is wrong. The only way to fix the world is to tear these systems down.
- The weird thing is that I fell for all of this from a place of compassion. I wanted to help the downtrodden. I wanted to solve inequality. I wanted to fix the world.
- I thought that by giving up my personal agency to this ideology, I was playing my part in atoning for the sins of my birth.
- I believe what I went through (and how thoroughly my sense of self was deconstructed) is still incredibly relevant today. It helps explain the DSA's growing power within the Democratic Party. Why most Democrats can't bring themselves to condemn socialism. Why so many young people believe America deserved 9/11. Why young people and celebrities chant "Free Palestine" without understanding that Hamas is a terrorist organization or anything about the conflict. They've been told what to believe and who the oppressor is in each of these situations.
- Ten years of cancel culture has taught people that questioning the ideology doesn't simply mean you disagree. It means you are an evil oppressor. You are racist, sexist, privileged, out of touch, evil. Disagree and you will be cast out and lose everything.
- Once people become afraid to trust themselves, examine the facts, or stand against the group, you've got them. They can be convinced to believe and do anything.

How I Was Brainwashed Into Becoming a Biased Climate Reporter

5) We are not in a "Climate Crisis"

Scientists, institutions, activists and NGOs are contributing to climate misinformation

Conformance pressures are real in the media, governments, corporations, NGOs, schools and the public

A Self-Reinforcing Alignment of Perspectives and Interests.

1) **The Media**: With the age of the internet, headlines become more provocative to encourage clicks. The general lack of actual scientific knowledge, the drama of extreme weather events and pressure within the industry all work against a balanced coverage
2) **Politicians**: Politicians win elections by arousing passion and by motivating and persuading. The threat of climate catastrophe resonates with everyone.
3) **Scientific Institutions**: Concerning climate, institutions seem more concerned with making the science fit the narrative than ensuring the narrative fits the science. Assessment reports often summarize data in misleading ways. Scientific institutions have been willing to persuade rather than inform.
4) **Scientists**: For academics, pressure occurs to secure funding through grants, promotion, tenure and peer pressure.
5) **Activists and NGOs**: Organizations based on "climate emergency" rely on donations, claiming climate change is one of the most devastating problems that humanity has ever faced.
6) **The Public**: Concerns about climate change are as old as humanity. Public attitudes often involve unquestioning acceptance of wisdom handed down from on high and do not have the time or expertise to examine the science themselves.

Reference: Unsettled by Steven Koonin

5) We are not in a "Climate Crisis"

2.000+ scientists' World Climate Declaration: THERE IS NO CLIMATE EMERGENCY

There is no climate emergency

- A global network of over 2000 scientists and professionals has prepared this urgent message. Climate science should be less political, while climate policies should be more scientific. Scientists should openly address uncertainties and exaggerations in their predictions of global warming, while politicians should dispassionately count the real costs as well as the imagined benefits of their policy measures.

Natural as well as anthropogenic factors cause warming

- The geological archive reveals that Earth's climate has varied as long as the planet has existed, with natural cold and warm phases. The Little Ice Age ended as recently as 1850. Therefore, it is no surprise that we are now experiencing a period of warming.

Warming is far slower than predicted

- The world has warmed significantly less than predicted by IPCC on the basis of modeled anthropogenic forcing. The gap between the real world and the modeled world tells us that we are far from understanding climate change.

Reference Clintel Foundation *There is no climate emergency*

5) We are not in a "Climate Crisis"

2,000+ scientists' World Climate Declaration: THERE IS NO CLIMATE EMMERGENCY

Climate policy relies on inadequate models

- Climate models have many shortcomings and are not remotely plausible as global policy tools. They blow up the effect of greenhouse gases such as CO_2. In addition, they ignore the fact that enriching the atmosphere with CO_2 is beneficial.

CO_2 is plant food, the basis of all life on Earth

- CO_2 is not a pollutant. It is essential to all life on Earth. Photosynthesis is a blessing. More CO_2 is beneficial for nature, greening the Earth: additional CO_2 in the air has promoted growth in global plant biomass. It is also good for agriculture, increasing the yields of crops worldwide.

Global warming has not increased natural disasters

- There is no statistical evidence that global warming is intensifying hurricanes, floods, droughts and such natural disasters, or making them more frequent. However, there is ample evidence that CO2 mitigation measures are as damaging as they are costly.

Climate policy must respect scientific and economic realities

5) We are not in a "Climate Crisis"

2,000+ scientists' World Climate Declaration: THERE IS NO CLIMATE EMMERGENCY

- There is no climate emergency. Therefore, there is no cause for panic and alarm. We strongly oppose the harmful and unrealistic net-zero CO_2 policy proposed for 2050. If better approaches emerge, and they certainly will, we have ample time to reflect and re-adapt. The aim of global policy should be 'prosperity for all' by providing reliable and affordable energy at all times. In a prosperous society, men and women are well educated, birth rates are low and people care about their environment.

Epilogue

- The World Climate Declaration (WCD) has brought a large variety of competent scientists together from all over the world*. The considerable knowledge and experience of this group is indispensable in reaching a balanced, dispassionate and competent view of climate change.
- From now onward, the group is going to function as "Global Climate Intelligence Group". The CLINTEL Group will give solicited and unsolicited advice on climate change and energy transition to governments and companies worldwide.
- * *It is not the number of experts but the quality of arguments that counts*

https://clintel.org/wp-content/uploads/2023/11/WCD-version-111523.pdf

5) We are not in a "Climate Crisis"

The Climate "Green" Industry is a $4.7 Billion per Year Business *(Gross receipts of top 25 NGOs in $ Millions*

Groups lobbying for reduced CO2 emissions are **spending staggering amounts of money to push claims** that we must only use alternative energy sources like wind and solar.

On 17th October 2024, Oxfam published a report that **shockingly found that up to $41 billion** in World Bank climate finance, nearly 40% of all climate funds disbursed by the Bank over the past seven years, is "**unaccounted for** between the time projects were approved and when closed." No one knows how the money was used.

The Climatism Industry Is A $4.7 Billion Per Year Business

Rockefeller Brothers Fund	$838	Sierra Club Foundation	$123
Natural Resources Defense Council	$548	League of Conservation Voters	$71
World Resources Institute	$306	Union of Concerned Scientists	$64
ClimateWorks Foundation	$350	Center for American Progress	$40
Environmental Defense Fund	$385	Center for Biological Diversity	$34
National Audubon	$361	Greenpeace	$33
Windward Fund	$224	Climate Reality Project	$30
Climate Imperative Foundation	$289	EDF Action Fund	$29
The Energy Foundation	$133	Public Citizen Foundation	$25
Earthjustice	$198	350.org	$23
Sixteen Thirty Fund	$192	Friends of the Earth	$20
Sierra Club	$184	Nextgen Climate Action	$20
Rocky Mountain Institute	$164	**Total**	**$4,684**

Source: Guidestar

Gross receipts of top 25 Climate NGOs, in $Millions

©Robert Bryce

Imagine the benefits if these funds were directed towards mitigating any negative impacts of climate change rather than trying to prevent natural climate change by reducing valuable CO2 emissions

https://www.realclearenergy.org/articles/2025/01/05/the_climate_agendas_march_through_the_institutions_can_it_be_stopped_1082512.htm

Book | **Climate CO2 Hoax: How Bankers Hijacked the Environment Movement** Mark Gerard Keenan

5) We are not in a "Climate Crisis"

Net Zero by 2050 is pointless and not achievable

- Net Zero 2050 is pointless. 90% of the CO_2 warming is in the past because the atmosphere is already in a CO_2-saturated state. This is no longer just theoretical; it has now been observed in nature, consistent with the scientific method. Since the IPCC predictions about CO_2 warming have all been wrong, their hypothesis is wrong. Period.
- A Net Zero 2050 is unachievable. A stable, affordable, non-CO_2-emitting power grid cannot be built using today's technologies, unless it is nuclear. Many of the attempted alternatives have significant environmental downsides.
- Net Zero 2050 is unfair. G7 countries have dropped their share of total global emissions from 40% to 21%, while their share of global GDP dropped from 51% to 41%. China went from 14% to 31% of global emissions, while its share of global GDP increased from 3.6% to 17%. And poor countries are paying more for food as crops are turned into biofuels.
- **The WEF introduced Net Zero and the Climate Crisis to control humanity**

'*Sunset on Net Zero: A Heretic's Guide to the Futile CO_2 Target*', *Ron Barnby*

Media doing 'damage control' as widely reported study on cost of climate change gets retracted

News about Media Doing 'damage Control' As Widely Reported Study ...

Dr Steven E Koonin - With climate realism ascendant, what now?

How the Club of Rome and the WEF invented Climate Change in order to control humanity pic.x.com/M27VcBeoEB

5) We are not in a "Climate Crisis"

The Great Climate Change Debate Professor David Karoly versus Professor William Happer

"The whole point of science is to question accepted dogma" Freeman Dyson Nov. 5,2013

- Karoly, Tamblyn and Happer agree that the contribution of human emissions to modern warming cannot be measured and must be compared with climate models. Karoly and Tamblyn think the IPCC models are accurate and use them to predict dangers to mankind and the planet. Happer disagrees and provides evidence that the models are not accurate and compute too much warming. He also provides a calculation of the direct impact of CO_2 on temperature of about one degree Celcius per doubling of CO_2, which will take 320 years for temperature to rise two degrees over pre-industrial (Little Ice Age) levels.
- Is warming of two degrees a hazard or will we be fine up to higher temperatures? Even the assertion that two degrees above the Little Ice Age is a dangerous rise is speculative and controversial. The current global average temperature is about 15 C, but over the last500 million years the overall average surface temperature has been estimated to be 17to 20 C, two to five times higher than today.
- The alleged dangers due to man-made climate change hinge on Climate Sensitivity (CS). All the projected future hazards to mankind and the planet hinge on the value of CS and the global average temperature considered to be dangerous. Cloud cover feedback is, by far, the largest component of CS uncertainty. Yet, cloud feedback is unknown. The best answer to what the impact of CO_2 and clouds is on climate is "We don't know".
- Happer points out that global warming and the addition of CO_2 are beneficial and will be for many more years. The "dangers" rely on an assumed and unsubstantiated "tipping point" of an additional two degrees C. These statements are unproven. "There is no scientific basis for the claim that increases in atmospheric CO_2 due to burning of fossil fuels will cause climate change that will have substantial adverse impacts on humanity or natural systems".
- Plus, "Any resulting climate change will be moderate and there will be very major benefits to agriculture and other plant life."
- The author concludes Happer won the debate.
- Reference: Book: The Great Climate Change Debate by Andy May, Feb 2016

5) We are not in a "Climate Crisis"

The UN COPs 30 years of illusions without results

Climate Change and Energy: World Leaders in Turmoil

"There is no evidence that UN COP meetings and more than $10 trillion spent on renewables over the last 30 years have affected the climate. The average atmospheric carbon dioxide concentration, which is blamed for global warming, has been rising over the last 50 years without any change to the trend."

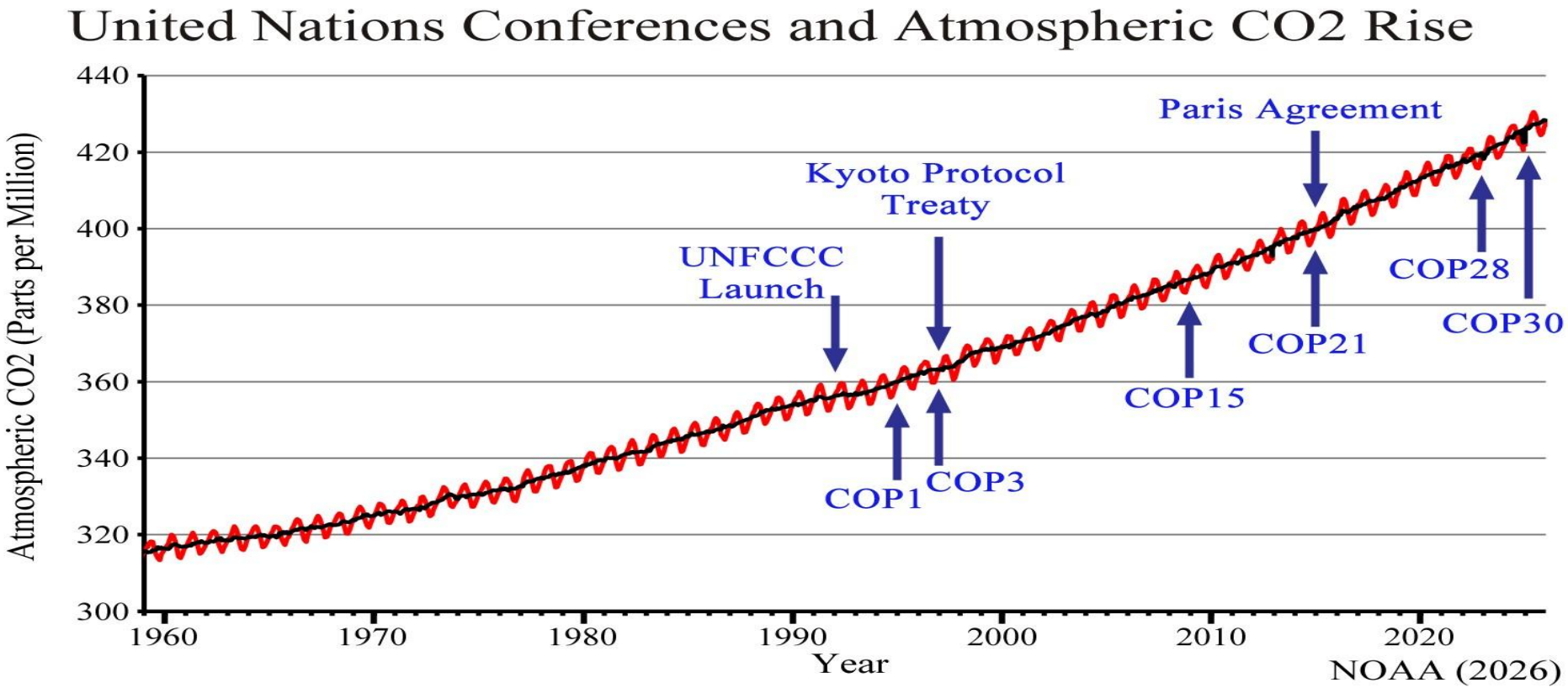

Climate Change and Energy: World Leaders in Turmoil Steve Goreham

5) We are not in a "Climate Crisis"

Climate Crisis Summary: Predictions have been proven to be false

Reality - We Are Not Experiencing or Facing a Climate Crisis

- **Extreme weather events** show **no long-term trend attributed to human emissions of CO_2**
- **Hurricanes, tornadoes, heat waves, droughts, floods, forest fires** and ocean **acidification** are not increasing. **Polar bear** population has been **increasing** and coral **reefs are expanding**.
- Since the melting of the North American, European and Asia ice caps, sea level rise has decreased dramatically and the **rate of sea level rise has been stable over the past 6,000 years**.
- Projections of **future climate-based disasters are based on faulty climate models**. There are no reliable climate models that can accurately replicate the past or future predictions

This is what catastrophic sea-level rise actually looks like

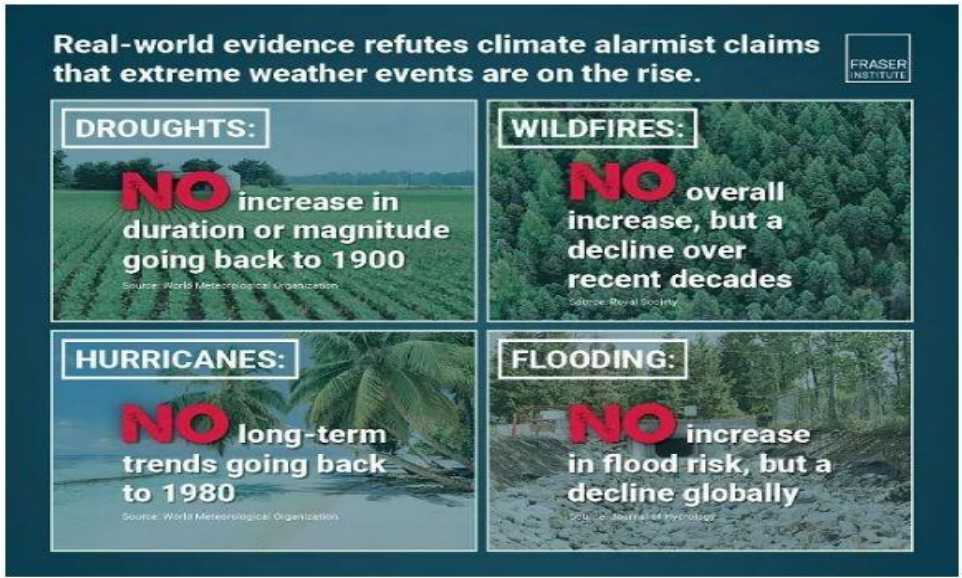

5) We are not in a "Climate Crisis"

Real Environmental Crisis is not Climate Change *Vijay Jayaraj*

Real Environmental Crisis Is Not Climate Change

- The real environmental emergency isn't the modest warming that has helped humans thrive. It's land degradation, poisoned water and other forms of pollution.
- While our children drink poisoned water, our governments divert precious financial resources, energy and administrative bandwidth toward fighting a ghost. Billions allocated to renewable energy transition in poor countries translates into delayed investment in wastewater treatment, sanitation systems and waste management technology.
- The climate scare is a luxury adventure for the rich. For most, the fight is for clean water, breathable air and the dignity of a life free from filth.
- The abstract, unscientific, and profitable carbon targets tailor-made for multi-billion-dollar corporations is not going to save the Global South from the suffocating effect of real pollution.
- The longer developing nations remain entranced by climate virtue signalling, the longer they defer the genuine environmental remediation their populations deserve.

Real Environmental Crisis Is Not Climate Change - CO_2 ...

6) The Science is not "Settled" – Science is never "Settled"

Reputable scientists disagree that mankind's emissions of CO2 is causing a climate crisis



6) The Science is not "Settled" – Science is never "Settled"

Reputable scientists disagree that mankind's emissions of CO_2 is causing a climate crisis

There is consensus that temperatures have been and are increasing (agreement on climate change) and that mankind has increased CO_2 levels. However, there is ***no consensus regarding the degree to which mankind's CO_2 emissions are impacting temperatures or that this is causing a climate crisis****.*

A large and increasing number of world-renowned scientists speak out against this, including:

Dr. John Christy, Professor of Atmospheric Science, Director of Earth System Science Center U. of Alabama

Dr. John F. Clauser Degrees from Caltech and Columbia Universities, a Nobel Prize winner in science

Dr. Judith Curry, Climatologist, former chair of Earth and Atmospheric Sciences, Georgia Institute of Tech

Dr. Ivar Giaever, Professor emeritus at the Rensselaer Polytechnical Institute, Nobel Prize in Physics

Dr. William Happer, Physics professor Emeritus, Princeton Univ., atomic physics, optics, spectroscopy

Dr. Steven Koonin, Theoretical physicist, and former director Center for Urban Science at New York Univ.

Dr. Richard Lindzen, MIT atmospheric physicist on the dynamics of atmosphere and ozone photochemistry

Dr. Patrick Moore, Ecologist, UBC, co-founder of Greenpeace

Dr S. Fred Singer, Atmospheric physicist, professor emeritus of environmental science U. of Virginia

2000+ Scientists signed the World Climate Declaration: THERE IS NO CLIMATE EMERGENCY, stating:

i) Natural as well as anthropogenic factors cause warming; ii) Warming is far slower than predicted; iii) Climate policy relies on inadequate models; iv) CO_2 is plant food and the basis of all life on Earth; v) Global warming has not increased natural disasters; vi) Climate policy must respect scientific and economic realities Many governments also moving away from or delaying carbon-neutral implementation.

https://youtu.be/P_nH1BAfDhs?si=OVxNpHIBiUNkX20t https://principia-scientific.com/46-climate-change-denying-statements-made-by-former-ipcc-scientists/

7) Pursuing a carbon-neutral policy has negative implications

Reducing fossil fuel usage would negatively impact 3rd world economy Vijay Jayaraj

Access to fossil fuel energy will greatly help 3rd world economies and lifestyles.

In the developing world, climate activism movements, often bankrolled by foreign non-governmental organizations (NGOs), have stalled critical projects across continents. These efforts ignore the human toll of energy poverty: children studying by candlelight, hospitals without power, and economies stunted by unreliable grids.

First, the developing nations should investigate the funding and motives behind climate activism. Who bankrolls these NGOs? Are their campaigns aligned with national interests, or do they serve foreign agendas?

Greenpeace International, for example, has undertaken protests of power generated by fossil fuels and nuclear reactors and of coal and aluminum mining across India, while half of India suffers from unreliable electricity supplies.

Greenpeace leadership enjoys the comfort of an industrial economy but is asking poor people in the Third World to forgo energy abundance and rely instead on useless wind turbines and solar panels and accept generational poverty for the sake of addressing a fabricated climate emergency.

7) Pursuing a carbon-neutral policy has negative implications

Reducing fossil fuel usage would negatively impact third-world economy Vijay Jayaraj

Access to fossil fuel energy will greatly help 3rd world economies and lifestyles.

Africa, home to over 600 million people with limited access to electricity, stands at the frontline of energy deprivation. Nigeria, Angola, and Mozambique have vast natural gas reserves, yet face continual opposition from international lobbies.

In the Democratic Republic of Congo, one of the world's poorest countries, the non-profit 350Africa.org coordinated demonstrations against oil and gas exploration, mobilizing hundreds of groups. In Uganda and Tanzania, the $3.5 billion East African Crude Oil Pipeline (EACOP), a lifeline for regional energy, has faced relentless opposition from groups like StopEACOP.

Second, governments must assert authority over energy policy, curbing local states or municipalities that align with crusades against fossil fuels. Many cities across the developing world have designated themselves as Net-Zero entities under an initiative of the World Economic Forum.

It is exasperating to see cities, still struggling to provide basic services for the health and safety of their citizens, are willing to prioritize foolish opposition to rational energy development. It is even more weird that municipal leaders would align with foreign organizations like the World Economic Forum and the United Nations in opposition to their own national interests.

7) Pursuing a carbon-neutral policy has negative implications

Reducing fossil fuel usage would negatively impact third-world economy *Vijay Jayaraj*

Access to fossil fuel energy will greatly help 3rd world economies and lifestyles.

Third, legal mechanisms should be used to deter frivolous lawsuits and protests. African nations rich in energy resources could adopt statutes penalizing activism that delays critical infrastructure without evidence of harm, mirroring the U.S. Attorney General's mandate to challenge unconstitutional state and local laws. Such measures would shift the burden onto activists to justify their claims, rather than paralyzing projects by default.

Energy security is national security, and no ideology should usurp that. From Nigeria's oil fields to India's coal mines, national leaders must dismantle efforts to stymie sensible energy use and clear a path for energy abundance and the eradication of poverty.

This commentary was first published at *Townhall* on April 22, 2025. *Vijay Jayaraj is a Science and Research Associate at the* CO_2 *Coalition, Arlington, Virginia. He holds an M.S. in environmental sciences from the University of East Anglia and a postgraduate degree in energy management from Robert Gordon University, both in the U.K., and a bachelor's in engineering from Anna University, India.*

7) Pursuing a Carbon-Neutral policy has negative implications

The cost of going "Carbon Neutral is significant

Global Electricity Price Comparison (Residential)

German household electricity prices are among the highest in the world, averaging around $0.38 to $0.40 (USD) per kilowatt-hour. This is significantly higher than the global average of roughly $0.15/kWh, making Germany the second most expensive country in the G20 and one of the priciest in Europe.

1, **Germany's household power prices 5th highest in the world – report**

2, Top 20countries with highest electricity prices

3, **Expensive German electricity**

4] **Germany is a leader in renewables, so why does it have one of the highest EU electricity prices?**

While many developing nations heavily subsidize their energy, European countries (and island territories) tend to top the charts due to heavy grid investments, geopolitical policy decisions and heavy taxation. [1]

Global Average: $0.15/kWh
Germany: $0.38 - $0.40/kWh
United States: ~$0.16/kWh
France: ~$0.29/kWh
United Kingdom: ~$0.34/kWh
India: ~$0.07/kWh
Saudi Arabia: ~$0.05/kWh

7) Pursuing a Carbon-Neutral policy has negative implications

The cost of going "Carbon Neutral is significant: Jersey and UK example

- The UK industrial electricity prices were median until 2005. They are now 63% higher.
- Ed Miliband's Climate Change Act 2008 had no democratic mandate or parliamentary vote, nor had Jersey's Net Zero policy
- Analysts have calculated the total UK cost of Net Zero and energy-related subsidies at £585 billion over many years.
- Jersey is coming late to this party and is proposing expansion to join the UK in its economic disaster.
- £18.86 million was spent over 2020–2025 on expenditure that the Government classifies as arising from or linked to the climate emergency.
- Its Climate Emergency Fund is continuing. The approved 2026 Budget provides:
-
    - 2026: £4.077m expenditure
-
    - 2027: £4.427m
-
    - 2028: £4.363m
-
    - 2029: £4.300m
- That's £17.17 million over 2026–2029
- The 2026 spending specifically includes continuation of grants for low-carbon heating, EV charging and home energy audits, plus support for biodiesel, active/public transport and **climate education**.

Professor Adrian Demaid

7) Pursuing a Carbon-Neutral policy has negative implications

Are scientists, institutions, activists and NGOs contributing to climate misinformation?

Conformance pressures are real in the media, governments, corporations, NGOs, schools and the public

Possible factors: A Self-Reinforcing Alignment of Perspectives and Interests.

1) **The Media**: As the age of the internet advances, headlines become more provocative to encourage clicks. The general lack of knowledge of what the science actually says, the drama of extreme weather events and their heart-wrenching impact on people and pressure within the industry all work against a balanced coverage in popular media
2) **Politicians**: Politicians win elections by arousing passion and commitment from voters – by motivating and persuading. The threat of climate catastrophe resonates with everyone. Politicians declare the science is settled and label anyone who questions that "a denier"
3) **Scientific Institutions**: When it comes to climate, institutions frequently seem more concerned with making the science fit the narrative than ensuring the narrative fits the science. Assessment reports often summarize or describe the data in ways that are misleading. Scientific institutions have been willing to persuade rather than inform.
4) **Scientists**: For academics, pressure occurs to secure funding through grants, plus the matter of promotion and tenure, plus peer pressure.
5) **Activists and NGOs**: Have built organizations based on "climate emergency" that rely on donations to exist, making claims that climate change is one of the most devastating problems that humanity has ever faced.
6) **The Public**: Concerns about climate change are as old as humanity. Public attitudes mostly involve unquestioning acceptance of wisdom handed down from on high and do not have the time or ability to examine the science themselves. Getting information from social media can also be misleading.

Reference: Unsettled Chapter 10 Steven Koonin

7) Pursuing a Carbon-Neutral policy has negative implications

Recent countries' actions going against "Carbon Neutral" policies and initiatives

USA: moves away from carbon-neutral policy and related initiatives
https://youtu.be/FF9dSJEhx1Y?si=iHUgK1hdAmkpsKPI

U.S. Energy Secretary calls net-zero-by-2050 "sinister",and suggests a different energy conversation focused on humans and prosperity *The Trump administration* wants to end climate change NOAA programs.

Time to Defund Climate Models? *By Steve Goreham – April 29, 2025*

https://journalposts.com/trump-hits-multiple-home-runs-on-climate-and-energy-resetting-America-back-on-a-path-to-energy-security-independence/

US Department of Energy: *A Critical Review of Impacts of Greenhouse Gas Emissions on the US Climate*. Authors – John Christy Ph.D, Judith Curry Ph.D, Steven Koonin Ph.D, Ross McKitrick Ph.D, Roy Spencer Ph.D.

UK: Reform UK Party's position also moves away from carbon-neutral policy: https://www.msn.com/en-gb/video/news/man-made-climate-change-is-garbage/vi-AA1z94Ta?ocid=msedgntp&pc=HCTS&cvid=cfa592b2dcaf468fb1500aed4da18925&ei=11
Shortened: Artistly.ai - Unlimited AI Images, Consistent Characters, Perfect AI Text

Dozens of Labour MPs write to Keir Starmer demanding party waters down net zero commitments

Canada: Banks quit Carney's Net Zero alliance. Giving up the ideology is next. | Financial Post

International BRICS countries, including **Saudi Arabia, China, India, Brazil, and the United Arab Emirates,** represent more than 45% of the global population and 35% of the global gross domestic product. They declared that their domestic energy needs and economic well-being will take precedence over international climate agreements like the Paris Accords and "net zero" initiatives.
https://co2coalition.org/2024/11/18/brics-kazan-declaration-trumps-cop29-climate-blather/

Japan: Mitsubishi Corporation is preparing to withdraw from three offshore wind projects

Japan's Green Energy Failures Serve as a Warning to the US: Don't Fall for the Climate Agenda - CO_2 Coalition

7) Pursuing a Carbon-Neutral policy has negative implications

The cost of going "Carbon Neutral is significant: Recent Country actions

UK

Reform UK will make 8 major policy changes

Britain warned of tight energy supplies this winter

News about Uk Conservative Party Position On Carbon Neutral Poli…

Kathryn Porter on the Lies of the Green Zealots

https://www.youtube.com/watch?v=8jY8k8iMrOE Why Net Zero Is Failing Britain Kathryn Porter, Lord Frost

The Hill published my article Britain's net-zero scheme is being derailed by opposition to solar and wind projects

Tilak's Substack | Tilak Doshi | Substack Households hit with higher bills in £1bn 'racket' that sees wind farms paid to turn off power | The Independent

https://dieterhelm.co.uk/energy-climate/british-energy-policy-not-cheap-not-home-grown-and-not-secure/

The Coming UK Energy Disaster – YouTube

Prime Minister Keir Starmer is **reportedly preparing** to delay or dilute key green commitments to curb the voter revolt

The **problem** with net zero konstantin kisin.

"The expansion of large-scale solar farming in the United Kingdom is a policy built on selective arithmetic and seasonal blindness. It counts summer megawatts without accounting for winter silence. It presents installation costs without incorporating maintenance, degradation, replacement and disposal. It treats the loss of productive farmland as an acceptable externality rather than an irreversible cost. And now, as resistance to ground-mounted solar grows, proponents are turning to Britain's lakes and reservoirs — proposing to extend a poorly understood technology into water bodies whose ecological integrity serves far more important purposes than energy generation." *Sam Lowry*

Net Zero and the so-called climate consensus is collapsing! UK update

Quango costs balloon amid Miliband net zero push - The Telegraph

https://www.youtube.com/watch?v=Id32iVXyQ_k

https://www.youtube.com/watch?v=HwS3l5uP168; What the Air Con Debate Says About Britian's Climate Insanity Konstantine Kisin

Britain's National Security Must Not Be Sacrificed to Net Zero

https://www.youtube.com/watch?v=h77C3iYX_bM

Kathleen Stock is Right About UK's Role in Climate – But Wrong About …

7) Pursuing a Carbon-Neutral policy has negative implications

The cost of going "Carbon Neutral is significant: Recent Country actions

USA

In his first 200 days, Trump has overturned Biden climate agenda at breakneck speed, report shows | Just The News

https://lists.theepochtimes.com/links/lnGtCLkk1/HhryKHE6n/wjB20Nb9veRV/5MSanGiq2F

The Science and Environmental Policy Project (SEPP)

The Tide is Turning Decisively Against Net Zero https://youtu.be/xaPrKzIkWrQ

President Trump [**SEE HERE**] "Withdrawing the United States from International Organizations including the UN Framework Convention on Climate Change

Bill Gates changes views on Climate Change **Prediction of Climate Catastrophe Loses Some of Its Strongest ...**

Donald Trump is pulling out of the UN Framework Convention on Climate Change, the IPCC and ending support and funding for net-zero campaigns and related climate bodies. **pic.x.com/XOvd6IEYk4**

2026 02 10 WSJ Trump to Repeal Landmark Climate Finding in Huge Regulatory Rollback.pdf

The 2025 Department of Energy's "*A Critical Review of Impacts of Greenhouse Gas Emissions on the U.S. Climate*

EPA Retires Its Crystal Ball, Lets America Exhale (Carbon Included) Repeal of the endangerment finding

India Helps US Repair 'Green' Wreckage - CO_2 Coalition

Trump is Right to Take On the Climate Litigation Complex

CFACT Co-Sponsors EIKE European Climate Conference Highlighting Science Over Alarmism – Climate Depot

"Stop Climate Shakedowns Act of 2026" - Master Resource

Australia

The Liberal Party has **abandoned** the promise of net-zero in 2050, and will instead prioritize lower energy prices.

General CO_2 reductions by countries **https://financialpost.com/opinion/uk-net-zero-revolt-wake-up-call**

Across the world, politicians are facing up to the high costs and tiny climate returns of raising energy prices. Net zero is on its way out
https://financialpost.com/opinion/uk-net-zero-revolt-wake-up-call

Australia's Green Hydrogen Dream Collapses - Watts Up With That?

Aussie Coal Plants to Stay Operational Thanks to a "Souring" Renewable Investment Environment

Canada

From the Strait of Hormuz to Cuba, Net Zero is Dying – Mark Carney ...

General CO_2 reductions by countries https://financialpost.com/opinion/uk-net-zero-revolt-wake-up-call

7) Pursuing a Carbon-Neutral policy has negative implications

The cost of going "Carbon Neutral is significant: Recent Country actions

EU

The delusional EU believes it can wield carbon tariffs as weapons.https://tilakdoshi.substack.com/p/europes-days-of-carbon-colonialism
Trump's UN speech Sept 23, 2025 https://www.facebook.com/share/r/1CjCaLJuja/?mibextid=wwXIfr
More from Trump's UN speech Sept 23, 2025 https://www.facebook.com/share/r/1CjCaLJuja/?mibextid=wwXIfr
News about Sweden's Pension Disaster Rings Alarm Bells For ... Sweden's 'new green industrial revolution' is faltering
The EU is rolling back environmental laws. Its climate promises for 2040 have already been relaxed
Germany's Economy Is CRASHING FAST — Europe's Biggest ...
https://co2coalition.org/2026/07/24/eus-pretense-of-transition-leadership-is-an-economic-loser/

Spain

April 28, 2025: Spain suffers a major electricity blackout, raising solar power concerns

With the major source of power coming from solar panels, Spain and Portugal suffered a major electricity blackout. demonstrating the need for reliable electricity, not solar power Spain at risk of fresh net zero blackouts
General CO_2 reductions by countries https://financialpost.com/opinion/uk-net-zero-revolt-wake-up-call

China

Trump's Withdrawal From Collapsing Climate Narrative
China's Great Wall of Fossil Fuels | RealClearEnergy
China's move to renewable power as part of their energy mix https://youtu.be/dfSFnCSEGIU?si=YDL4WHQFnOn2ZJ7G
China Wants More Coal - Watts Up With That?

Indonesia

https://co2coalition.org/2026/06/22/what-climate-crisis-indonesia-taps-fossil-fuels/

Italy

The Italian government approved ban on installation of new ground- mounted solar panes on productive farmlands. Numerous country actions The climate cult's dissolution is inevitable Vijay Jayaraj

Latin America

The End of 'Green' Enslavement in Latin America - Townhall

India

India To Climate Cartel: Count Us Out - CO_2 Coalition
India To Climate Cartel: Count Us Out - CO_2 Coalition

7) Pursuing a Carbon-Neutral policy has negative implications

The cost of going "Carbon Neutral is significant: Recent Country actions

Japan

In August 2025, Mitsubishi Corporation prepared to withdraw from 3Japanese offshore wind projects off the coasts of Chiba and Akita. American-Japanese Pact Signals Ascent of Energy Realism **Read article here.**: The agreement abandons more than a decade of energy uncertainty marked by unpredictable supply chains, unrealistic net-zero pledges and overreliance on unreliable wind and solar energy. American-Japanese Pact Signals Ascent of Energy Realism - CO_2 Coalition Japan's new Prime Minister Sanae Takaichi **is prioritizing nuclear revival** for energy security over aggressive development of renewables. Japan Chooses Reliable Energy Over Climate Nonsense

Germany

Germany's renewable energy transition has become a policy failure, with costs spiralling. By 2020, Germany had spent **over €500 billion** on its green agenda, transforming it into one of the most expensive electricity markets in the world. **Household electricity prices** are now among the highest in Europe and the world. Energy-intensive industries are fleeing Germany. **GDP shrinking in real terms and rapid de-industrialisation**

Germany's far-right AfD, now leading national polls, **rails against "elitist" green burdens** vows to halt decarbonization

Germany's Economy Is CRASHING FAST — Europe's Biggest ...

South Korea, Asia

South Korea's Developing Net Zero Debacle - CO_2 Coalition The consequences will be lost jobs and factories

ASEAN Nations Return to Fossil Fuels, Back Away From Net Zero Plans

Norway

Norway Rejects Climate Orthodoxy's False Choice, Builds Wealth

General CO_2 reductions by countries https://financialpost.com/opinion/uk-net-zero-revolt-wake-up-call

Climate Change Weekly # 578— Countries and

Norway Avoids 'Green' Energy Quicksand - Vijay Jayaraj

Vietnam

Vietnam Plugs In Coal fired electricity drives significant economic growth

7) Pursuing a Carbon-Neutral policy has negative implications

The cost of going "Carbon Neutral is significant: Recent legal USA action

A US court case could upend climate change policy

- At the centre of the case is the CO_2 Coalition, a U.S.-based nonprofit group of more than 200 scientists and researchers. The organization focuses on carbon dioxide's role in plant growth, agriculture and ecosystems. It argues that higher CO_2 levels contribute to increased plant productivity and that carbon emissions produce global greening far more than global warming. That position is now at the centre of the case.
- On March 20, the coalition applied for intervenor status, which would allow it to present evidence directly to the court. Executive director Gregory Wrightstone said the scientific basis for the endangerment finding is "weaker than previously believed and contradicted by empirical data, peer-reviewed studies and research." He argues carbon dioxide is not a toxin and that rising CO_2 levels have produced measurable environmental benefits.

https://frontiercentre.org/2026/03/28/a-u-s-court-case-could-upend-climage-change-policy/

7) Pursuing a Carbon-Neutral policy has negative implications

The cost of going "Carbon Neutral is significant: Recent USA action

Repeal of Endangerment Finding

- The repeal of the Environmental Protection Agency's Endangerment Finding by Administrator Lee Zeldin is cause for celebration. The basis of this wrongheaded climate regulation put ideology ahead of science. The rule has been an impediment to economic growth, a cause of rising energy costs and a destroyer of many thousands of jobs at power plants, coal mines and manufacturing facilities.
- Since the 2009 enactment of the Endangerment Finding, its scientific underpinnings have been found to be even weaker than previously believed and contradicted by empirical data, peer-reviewed studies and research. Relying on false computer models and pseudoscience, the Obama EPA erroneously claimed that carbon dioxide and other so-called greenhouse gases threatened to overheat the Earth. The agency disregarded complexities of climate dynamics – from solar cycles to clouds to ocean currents. Also ignored were a mountain of real-world data accumulated over decades and centuries that disprove the finding that the plant food carbon dioxide is a pollutant.
- Rather than an Earth spiraling into man-made climate crises, the facts reveal that ecosystems are thriving and humanity is benefiting from modest warming and more CO_2. Forests are expanding, deserts are shrinking, agricultural productivity is expanding and drought is declining. In short, there is no climate crisis and carbon dioxide is a beneficial gas necessary for life. **Statement of Gregory Wrightstone**

https://co2coalition.org/2026/06/10/climate-alarmisms-reset-and-the-policy-reckoning-it-demands/

7) Pursuing a Carbon-Neutral policy has negative implications

The cost of going "Carbon Neutral is significant

Coal energy supports USA through recent extreme cold snap

- *New York's blockade on gas pipelines has constrained the fuel supply for power plants across New England. Power plants in the region had to resort to burning oil, which accounted for 40% of electricity at times of peak demand. Get this—the region generated more power from burning wood and trash than from wind power.*
- *The climate crowd claims that solar, wind and batteries can replace fossil fuels, but those sources contributed little power in most places over the weekend. Wind and solar aren't reliable during inclement weather. Batteries can discharge power only for a few hours at a time, which doesn't much help during a storm that stretches for a day or two.*
- *The deep-freeze energy scare underscores why the Energy Department issued emergency orders in recent months to "stop the political closure of coal plants" in the Midwest. The grid needs all the coal power it can get when temperatures plunge or skyrocket. Environmental groups have challenged the department's orders. Is the goal to reduce carbon emissions by making Americans freeze?...*

Jan 2026 Wall Street Journal

7) Pursuing a Carbon-Neutral policy has negative implications

The cost of going "Carbon Neutral is significant

Europe is waking up to the follies of 'green energy'

- JPMorgan Chase CEO Jamie Dimon says that Europe has gone from 90 percent of America's GDP to 65 percent.
- The Wall Street Journal's front-page story — "Europe's Green Energy Rush Slashed Emissions – and Crippled the Economy". "High-profile, net-zero projects are being postponed or scrapped," impairing Europe's ability to attract artificial intelligence and other vital economic drivers and job creators. The "green" energy shift is killing jobs and inflicting cost-of-living shocks.
- Germany now has the developed world's highest domestic electricity prices. Britain has its highest industrial rates, and Italy isn't far behind. Average prices for Europe's heavy industries are twice those in the U.S. Price volatility has risen as the share of renewable electricity generation has increased to 54 percent.
- Although wind and sunlight are free, harnessing them requires major infrastructure investments, including battery storage for windless and sunless periods. These additional costs are typically hidden behind subsidies and carbon taxes, but the net result is much higher electricity prices, blackouts, and economic disruption.

Europe is waking up to the follies of 'green energy' **CRAIG RUCKER, OPINION CONTRIBUTOR – THE HILL 01/08/26**

7) Pursuing a Carbon-Neutral policy has negative implications

The cost of going "Carbon Neutral is significant

Europe is waking up to the follies of 'green energy'

- Glass, steel, aluminum, petrochemical, and automobile manufacturing, along with other energy-intensive companies and industries, are all shrinking or being exported from Europe to the U.S. or Asia.
- Thousands of high-paying jobs are disappearing. Entire cities and regions are cascading into economic chaos. Families cannot afford proper food and heat. Elderly people often resort to heating only one room or one floor to reduce heating costs. Welfare and cold-weather support programs are strained to the limit.
- The End Fuel Poverty Coalition estimates that in Britain, living in cold homes caused nearly 5,000 excess deaths during the 2022-2023 winter. People died because they were too cold and weak to survive illnesses, chronic diseases, or poor health.

Europe is waking up to the follies of 'green energy' **CRAIG RUCKER, OPINION CONTRIBUTOR – THE HILL 01/08/26**

Net zero is killing energy sector, warns union – PressReader

Net Zero is economic suicide. It must go. | Konstantin Kisin | Facebook

However,"the EU continues to lock itself into ever more ambitious targets (90% CO_2 reduction by 2040 compared to 1990), while eroding its industrial base, deepening its dependence on China, and widening the gap between rhetoric and the reality of global emissions."

America's Irreversible Goodbye to Climate Governance - CO_2 Coalition . *Dr. Samuele Furfari is a professor of energy geopolitics in Brussels and London, a former senior official with the European Commission's Directorate-General for Energy*

The Strait of Hormuz's Bitter Lesson for the European Union - CO_2 Coalition

7) Pursuing a Carbon-Neutral policy has negative implications

Examples of the reversal of CO2 emergency initiatives

- Are early warning fears about rising temperatures misjudged? We know the planet has almost always been warmer than today. Has the initial concerns about the future been overstated. Are we now having to face a takeover by globalism? Has the climate become political ideology,
- Trump has aggressively and comprehensively dismissed climate change as a problem.
- Canada's Prime Minister Mark Carney, once one of the world's most vocal climate advocates, is now repealing his country's climate policies.
- Bill Gates circulated a memo criticizing the climate movement shifting much of his money back to public health — just four years after publishing "How to Avoid a Climate Disaster."
- Ford pulled back sharply from its EV ambitions, becoming a case study in the risks of betting on whipsawing government policies.
- Former U.K. Prime Minister Tony Blair also issued a memo questioning the political and economic wisdom of pursuing "net zero" policies as designed.
- Europe scaled back its gasoline car ban and softened climate disclosure rules, a retreat the New York Times headlined: "Europe Begins to Tiptoe Away From Key Climate Policies."
- The International Energy Agency quietly restored a more conservative base-case energy scenario that it had dropped in 2020.
- **Even Hollywood is** moving on — swapping climate angst as shown in 2021's "Don't Look Up and 2023's "Extrapolations" miniseries, as seen in the TV show "Landman."

What to know about the world's great climate collapse Amy Harderan 13, 2026

Europe is waking up to the follies of 'green energy' **CRAIG RUCKER, OPINION CONTRIBUTOR – THE HILL 01/08/26**

this article about UK elite's collapsing consensus on climate change.

7) Pursuing a Carbon-Neutral policy has negative implications

Countries and Industries are abandoning or reducing Net-Zero commitments

Countries are abandoning their emission-reduction commitments.

- In the USA, Trump's actions include defunding climate boondoggles across federal agencies, pulling the United States out of the Paris climate agreement, withdrawing the United States from dozens of climate-monitoring and wealth-transfer organizations (most importantly the UN Framework Convention on Climate Change), and rescinding the greenhouse gas endangerment finding.
- Other countries and companies around the globe are also reducing actions related to Net-Zero. Some entities are withdrawing from their climate commitments entirely and reembracing fossil fuels. Others are reducing their emission reduction pledges, cutting funding for wind and solar, pushing out the timeline for net zero, acknowledging the continued necessity of fossil fuels, or some combination of the above.
- For example, the UN IPCC recently had its 64th meeting of the science committee, at which it failed, once again, to set a date for the production of the next IPCC Assessment report. A coalition including Saudi Arabia, Russia, China, India and Kenya and other nations want the timeline extended as they really don't believe climate change poses an "existential threat" to humanity.
- In another example, the German government will allow citizens to use oil and gas to heat their homes again

7) Pursuing a Carbon-Neutral policy has negative implications

Countries and Industries are abandoning or reducing Net-Zero commitments

Industries are abandoning their emission-reduction commitments.

- Hundreds of banks and other companies began abandoning various UN-sanctioned or -endorsed climate groups setting reporting requirements for carbon dioxide emissions and goals for emission reductions.
- Early in 2025, big tech companies, fearing a lack of energy for their AI hubs and server farms, began to embrace nuclear power, natural gas, and to a lesser extent even coal in some locations. They want whatever is needed to power the burgeoning AI industry and their tech reliably.
- The automobile and power industries have joined the move away from net zero. For example, an article at *Autoblog* detailed automobile manufacturers' decisions to scale back dramatically and states: "After years of rapid growth, the electric vehicle boom is hitting turbulence. With demand slowing and incentives fading, at least 18 automakers are now cancelling, delaying, or scaling back EV plans in the U.S., including major brands like Ford, Honda, Nissan, and Volkswagen. …After growing nearly eightfold between 2019 and 2023 [due to tax incentives and mandates], demand for battery-electric vehicles flattened out last year, then took a dive off a cliff after federal tax credits phased out at the end of September."
- Oil companies and utilities are also reducing their emission-reduction goals and ratcheting back investment in the energy transition in 2025.

7) Pursuing a carbon-neutral policy has negative implications

3rd world countries increases in CO_2 emissions make Jersey's 0.001% reductions irrelevant

SE Asia Coal Power Plants Under Construction 2023

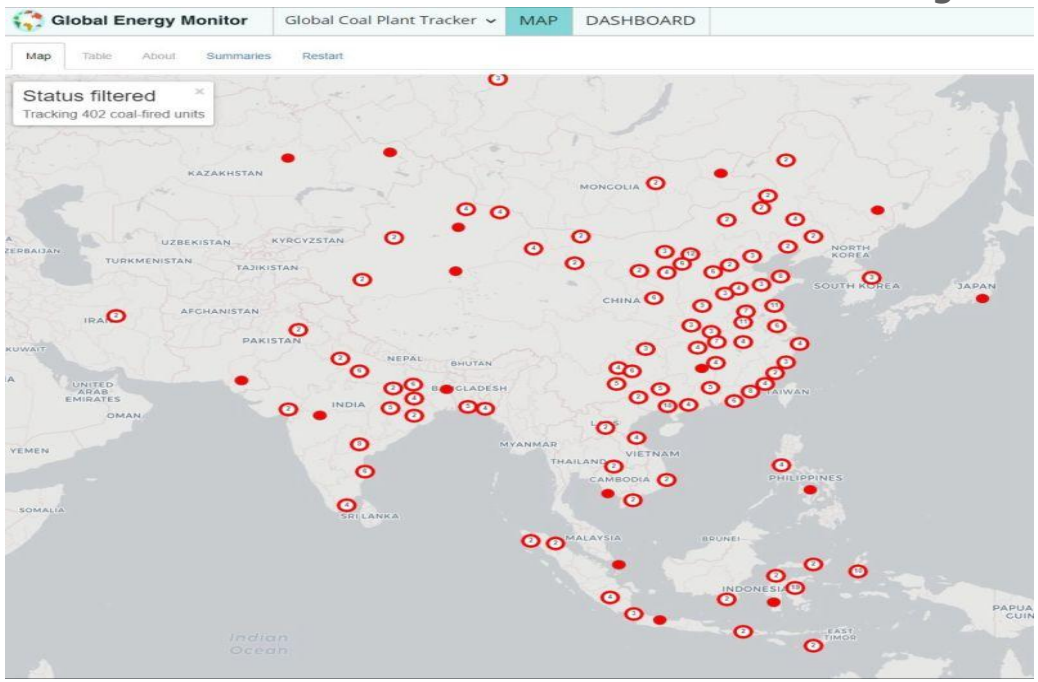

World Coal Consumption by Country

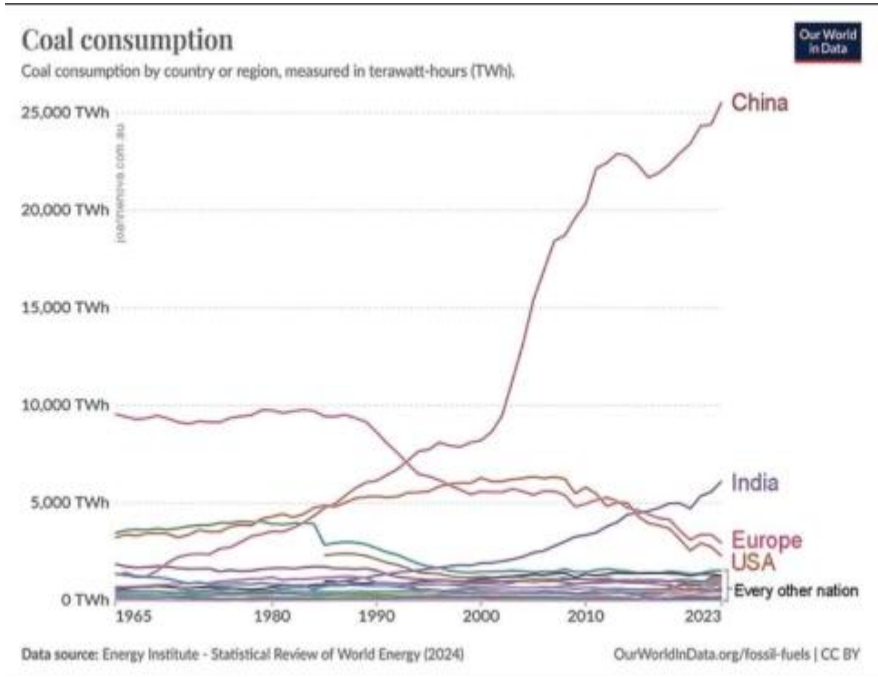

Other 3rd world countries are also increasing coal burning for electricity use to meet energy needs

The International Energy Agency 2022 Coal Report documented that in 2021–22 global coal demand increased 3.2% and for the first time passed 8 billion tons. Coal use in electricity generation is globally at an all-time high.

https://open.substack.com/pub/robertbryce/p/the-iron-law-of-electricity-strikes?r=ukert&utm_campaign=post&utm_medium=email

https://www.heritage.org/global-politics/commentary/china-abandons-paris-agreement-making-us-efforts-painful-and-pointless

https://co2coalition.org/2024/10/14/western-households-sacrifice-as-asians-splurge-on-coal/

Trump's Withdrawal From Collapsing Climate Narrative

7) Pursuing a Carbon Neutral Policy has negative implications

The cost of going "Carbon Neutral is significant

Europe is waking up to the follies of 'green energy'

- JPMorgan Chase CEO Jamie Dimon says that Europe has gone from 90 percent of America's GDP to 65 percent.
- The Wall Street Journal's front-page story — "Europe's Green Energy Rush Slashed Emissions – and Crippled the Economy". "High-profile, net-zero projects are being postponed or scrapped," impairing Europe's ability to attract artificial intelligence and other vital economic drivers and job creators. The "green" energy shift is killing jobs and inflicting cost-of-living shocks.
- Germany now has the developed world's highest domestic electricity prices. Britain has its highest industrial rates, and Italy isn't far behind. Average prices for Europe's heavy industries are twice those in the U.S. Price volatility has risen as the share of renewable electricity generation has increased to 54 percent.
- Although wind and sunlight are free, harnessing them requires major infrastructure investments, including battery storage for windless and sunless periods. These additional costs are typically hidden behind subsidies and carbon taxes, but the net result is much higher electricity prices, blackouts, and economic disruption.

Europe is waking up to the follies of 'green energy' **CRAIG RUCKER, OPINION CONTRIBUTOR – THE HILL 01/08/26**

7) Pursuing a Carbon Neutral Policy has negative implications

The cost of going "Carbon Neutral is significant

Europe is waking up to the follies of 'green energy'

- Glass, steel, aluminum, petrochemical, and automobile manufacturing, along with other energy-intensive companies and industries, are all shrinking or being exported from Europe to the U.S. or Asia.
- Thousands of high-paying jobs are disappearing. Entire cities and regions are cascading into economic chaos. Families cannot afford proper food and heat. Elderly people often resort to heating only one room or one floor to reduce heating costs. Welfare and cold-weather support programs are strained to the limit.
- The End Fuel Poverty Coalition estimates that in Britain, living in cold homes caused nearly 5,000 excess deaths during the 2022-2023 winter. People died because they were too cold and weak to survive illnesses, chronic diseases, or poor health.

Europe is waking up to the follies of 'green energy' **CRAIG RUCKER, OPINION CONTRIBUTOR – THE HILL 01/08/26**

7) Pursuing a Carbon Neutral Policy has negative implications

U.S. Environmental Protection Agency overturns Greenhouse Gas Endangerment Finding

8) If CO_2 is good and climate always changes, pursue optimum energy options

Practical solutions for reliable, cost-effective electricity generation

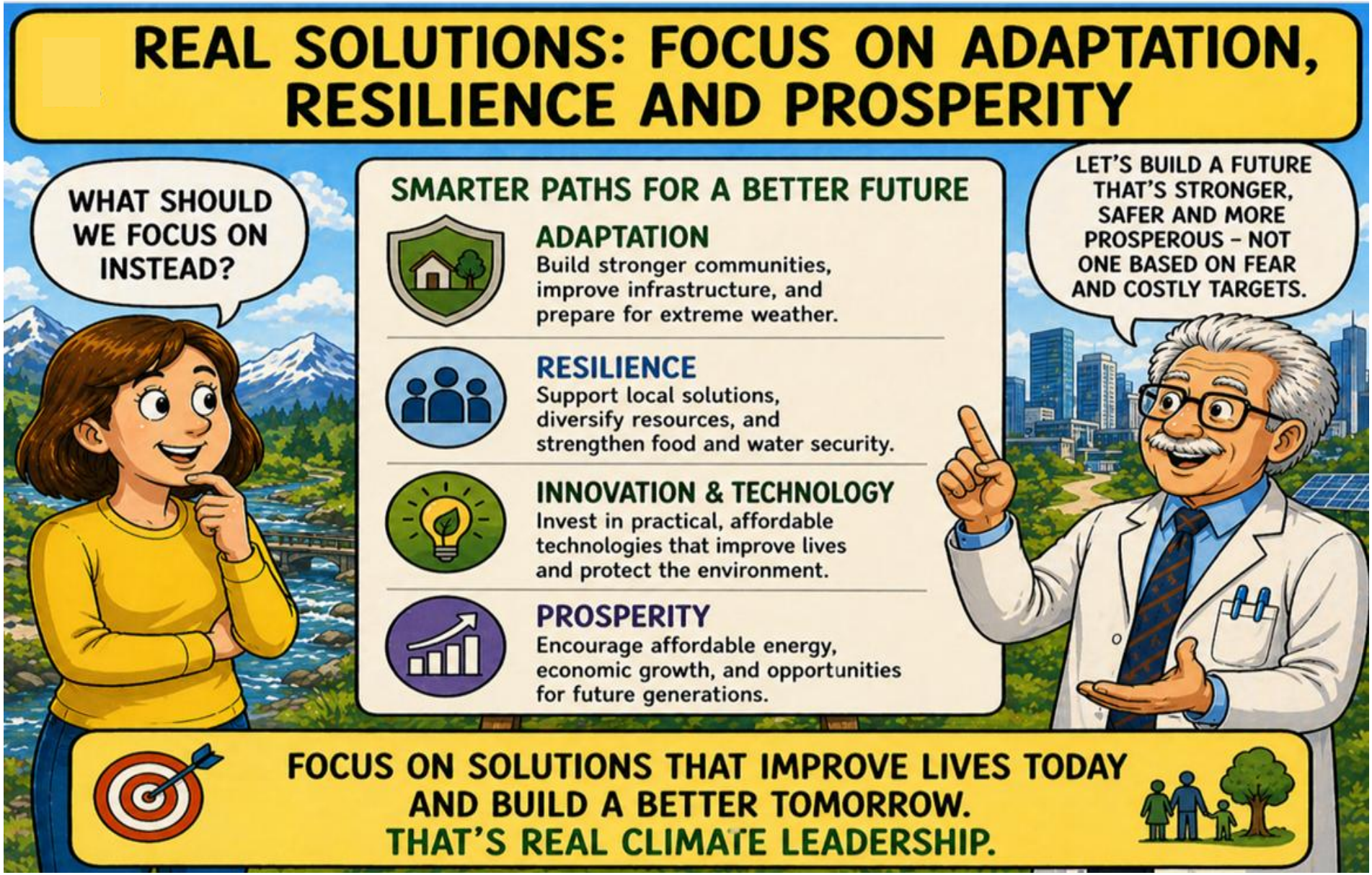

8) If CO_2 is good and climate always changes, pursue optimum energy options

Practical solutions for reliable, cost-effective electricity generation

Affordable, Reliable and Clean: A Scorecard to Assess Competing Energy Sources

- Countries need affordable and reliable energy sources to power their economy, provide prosperous personal living standards and compete with global competitors. They also want to produce and use energy sources in a clean and ecologically healthy environment. These factors are key:

  1) **Affordability** ensures consumers can afford the electricity needed for day-to-day lives.

  2(**Reliability** ensures electricity is available whenever needed.

  3) **Environmental impact/clean** because we all want to be good stewards of our environment

- Seven electrical generation sources. (biomass, coal, hydropower, natural gas, nuclear power, solar power, and wind power() were analysed and scored based on these factors (**affordable**, **reliable**, and **clean energy)** resulted in the following ranking of energy options (lowest score for highest ranking)

- Natural Gas 4
- Nuclear 5
- Hydro 7
- Coal 17
- Solar 18
- Biomass 20
- Wind 24

Affordable, Reliable, and Clean: An Objective Scorecard to Assess ... The Heartland Institute

Global Warming and CO_2

Quote from Thomas Drolet

"Two prevalent myths are damaging our economy and hurting the less fortunate:

1) that greenhouse gases, chiefly carbon dioxide, are causing dangerous global warming; and

2) that wind and solar can easily replace fossil fuels, nuclear, and hydro in electricity generation.

Both are false yet widely accepted. "

Stop scaring our children

Thomas S. Drolet has had a 57-year international career in many phases of Energy, including Nuclear Power, Fusion Power, Nuclear Fuel Supply, major projects in Coal, Natural Gas, Distributed Generation, Oil and other Renewables (Geothermal, Hydroelectric, Solar and Biomass). He has advised on a variety of management and energy-associated issues.

A Generation of Kids Thinks They Have No Future. Science Just ...

Global Warming and CO_2: "The Science"

Conclusions: Warmer temperatures and higher CO_2 are good for mankind and nature

Temperature

- For most of the last 10,000 years, temperatures were higher than today.
- Mankind has historically prospered in up to 2°C+ higher average temperatures than today, but did poorly under colder temperatures.
- Significantly more deaths occurred under colder temperatures than warm temperatures.

CO_2

- The Earth has experienced over 10 times the present CO_2 levels and life has prospered.
- CO_2 is essential to terrestrial and marine life.
- The Earth is greening with higher CO_2, which is beneficial to humans, expansion of vegetation and forestation, plus crops harvested worldwide have increased dramatically.

Claims of Climate Disasters

- The polar bear population and coral reefs are expanding.
- Extreme weather events show no long-term trend attributed to human emissions of CO_2.
- Hurricanes, tornadoes, heat waves, forest fires and ocean acidification are not increasing.

Climate Models

- Until Paul Burgess's recent model, projections of future climate-based disasters are based on faulty climate models that cannot accurately replicate the past or predict the future.

Global Warming and CO_2: "The Science"

Warmer temperatures and higher CO_2 are good for mankind and nature

Why is this important?

- The claim "Mankind's emissions of CO_2 is causing a Climate Crisis" is in serious doubt. Basic science and historical records, including those in Jersey, provide important information supporting this doubt.

- The Jersey Carbon Neutral policy was never approved by the citizens of Jersey, was never costed, nor were any of the implications revealed at the time of Government policy approval.

- Funds (£21MM budgeted 2025 – 2028) directed towards going "Carbon Neutral" to reduce Jersey's 0.001% global CO_2 emissions make no difference and can be better spent on areas like health, education and infrastructure.

- Children are being unduly traumatized by the media and the education system, including through teachers' messaging.

Global Warming and CO2: "The Science"

Warmer temperatures and higher CO2 are good for mankind and nature

https://www.climateskeptic.org/p/the-climate-skeptic-podcast-episode-722?r=1jqxnz&utm_campaign=post;

Climate NGOs and Foundations: The Hidden Conflicts of Interest

Instagram Net Zero or Industrial Suicide Konstantin Kisin

Energy Reality Forces Tech to Ditch Climate Virtue Signaling - CO2 Coalition

Global Warming and CO_2: "The Science"

CO_2 and Climate Crisis Findings: Myth vs Reality

"The Science" doesn't support a CO_2 Climate Crisis:

1) Warmer temperatures are good

2) More CO_2 is good

3) Global Warming is real, but is not mainly caused by increased CO_2 - it has only a very minor impact

4) We are not in a "Climate Crisis"

5) The Science is not "Settled"

Global Warming and CO_2: "The Science"

Warmer temperatures and higher CO_2 are good for mankind and nature

I recognise there are alternative views and perspectives.

Therefore, **I call for an open, science-based debate on the question "Should Jersey continue to pursue a Carbon-Neutral Policy",** including the claim: Mankind's CO_2 emissions are causing a Climate Crisis

"In scientific debate, it is neither power nor authority that should carry decisive weight, but only scientific truth itself" **— Ferenc Deák, 1803–1876, Hungarian Stateman [H/t István János Kovács]**

Any Questions or comments?

I refer you to our website **www.jerseyclimateforum.org** where this and other material is available, including my **complete Presentation Research Material:** https://www.dropbox.com/scl/fi/99pg4kbewub2jnnl56zuj/Climate-Change-Complete-version.pdf?rlkey=2l4vhimbu7ayaysos3na082jw&st=qz6fb3s5&dl=0;

Global Warming and CO_2: "The Science"

60 Facts About CO_2 and Climate

1. CO_2 is not the primary greenhouse gas
2. The warming effect of CO_2 declines as its concentration increases
3. CO_2 is food for plants and is considered the gas of life
4. In the last four ice ages, the CO_2 level was dangerously low
5. The world has been in a 140-million-year trend of dangerously decreasing CO_2
6. The current geologic (Quaternary) period has the lowest CO_2 level in Earth's history
7. More CO_2 means more plant growth
8. More CO_2 helps to feed more people worldwide
9. More CO_2 means moister soil, a greener globe and smaller deserts
10. Global warming was flat for 18 years despite the rise in CO_2
11. CO_2 rose after the Second World War, but temperatures fell
12. The present warming began long before SUVs or coal-fired power plants
13. Melting glaciers and rising sea levels confirm that warming predates CO_2 increases
14. Temperatures have changed over 800,000 years and well before mankind
15. Interglacials usually last 10,000 to 15,000 years. Our present one is 11,000 years old

Gregory Wrightstone Inconvenient Facts pages 125 - 128

Global Warming and CO_2: "The Science"

60 Facts About CO_2 and Climate

16. Each of the four previous interglacial periods was significantly warmer than the one we are currently experiencing
17. The last interglacial, about 120,000 years ago, was 8 degrees warmer than today and the polar bears survived, plus the Greenland ice didn't melt
18. Temperatures have changed over the past 10,000 years and not due to mankind.
19. Today's total warming and rate of warming are similar to earlier periods
20. For 6,100 years out of the last 10,000 years, it was warmer than today
21. The current warming trend is neither unusual nor unprecedented
22. Earth's orbit and the tilt of the Earth's axis drive ice ages and interglacial periods
23. We are now living in one of the coldest periods in all of Earth's history
24. Earth has not had a geologic period this cold in 250 million years
25. The only thing constant about temperatures over 600 million years is that they have been constantly changing
26. For most of Earth's history, it was 10 degrees C warmer than today
27. IPCC's models overstate future warming up to three times too much
28. For human advancement, warmer is better than colder
29. Returning to pre-industrial Revolution temperatures will lead to famine and death

Gregory Wrightstone Inconvenient Facts pages 125 - 128

Global Warming and CO_2: "The Science"

60 Facts About CO_2 and Climate

30. Only 0.3% of the publications stated in their papers that the recent warming was mostly man-made
31. Science is not consensus, and consensus is not science
32. More CO2 yields fewer droughts
33. Higher temperatures also show fewer droughts
34. Forest fires in the Northern Hemisphere are decreasing
35. More CO2 provides more CO2 fertilization and more soil moisture, faster tree growth and fewer forest fires
36. More CO2 in the atmosphere means more food for everyone
37. The Earth is becoming greener and not turning into deserts, which are shrinking
38. Growing seasons are lengthening
39. More CO2 and warmer weather mean more world food production
40. EPA: Heat waves are not becoming more frequent
41. Extreme heat events are declining
42. Cold kills far more people every year than heat
43. Warmer weather means many fewer temperature-related deaths
44. Warmer weather prevents millions of premature deaths every year

Gregory Wrightstone Inconvenient Facts pages 125 - 128

Global Warming and CO_2: "The Science"

60 Facts About CO_2 and Climate

45. More CO_2 and warmth mean shorter and less intense heat waves
46. The number of tornadoes is decreasing
47. The number of tornadoes in 2016 was the lowest on record
48. Death from tornadoes is falling
49. There has been no increase in the frequency of hurricanes in recent data
50. We have seen 250 years of declining hurricane frequency
51. No significant increase in hurricane intensity due to global warming
52. The polar bear population is growing
53. There are more polar bears today than there have been for 50 years
54. Polar bears thrive even where the sea ice is diminishing
55. There is no historical connection between CO_2 and the ocean's PH
56. The oceans did not become acidic, even at 15 times modern CO_2 levels
57. Sea level increases began more than 15,000 years ago
58. The recent sea level rise began 150 years before the increases in CO_2
59. Melting the northern polar ice cap in the Arctic Ocean will not raise the sea level
60. Most of Antarctica is cooling down and gaining ice mass

Gregory Wrightstone Inconvenient Facts pages 125 - 128

Global Warming and CO_2: Key Questions

Evaluation Results of Eleven Relevant Questions and Supporting Evidence

1) **Is present Global Warming a crisis or a natural phenomenon?**

   Answer: Global Warming is a natural phenomenon

   Present temperature changes are not different from historic temperature changes and the earth is now in one of the coldest periods in its history. There is nothing unusual in today's warming.

2) **Are warmer temperatures and higher CO_2 levels causing a climate crisis?**

   Answer: No, warmer temperatures and CO_2 levels are not causing a climate crisis

   Forest fires, hurricanes, tornadoes, heat waves, droughts and other weather-related concerns have not increased with recent higher CO_2 and temperature levels.

3) **Are higher CO_2 levels and warmer temperatures good or bad?**

   Answer: Higher CO_2 and warmer temperatures are good for humans and plants

   Plants and crops benefit and grow better with higher CO_2. Mankind has also done better under higher temperatures.

4) **Are CO_2 atmosphere levels dangerously high or historically low?**

   Answer: CO_2 levels are at historically low levels when viewed over geologic time

   CO_2 levels have been dropping over the last 150 million years to a recent low of 180 ppm; a further drop of only 30 ppm would have ended all plants and therefore all life on Earth. With mankind's added CO_2 emissions, today's CO_2 level rose to about 415 ppm, which is only 0.0417% of total atmospheric gases. An optimum level for plants would be between 1,000 to 2,000 ppm, but for humans, serious physiological effects begin above 2,000 ppm.

Global Warming and CO_2: Key Questions

Evaluation Results of Eleven Relevant Questions and Supporting Evidence

5) **What could have caused changes in CO_2 levels over geologic time?**

Answer: Natural events have caused changes in CO_2 over geologic time

Cold oceans and plant life absorb CO_2 and concentrated carbon and CO_2 in limestone, coal, oil and gas deposits. Over geologic time, plate tectonics and volcanoes have added CO_2 at much higher amounts than recent mankind-induced CO_2 emissions and with no negative impact.

6) **Is climate change mainly caused by mankind's emissions of CO_2?**

Answer: Mankind has increased CO_2 levels, but this is not causing major climate change

Temperatures and climate changed dramatically and well before mankind's recently added CO_2 emissions. Rates of recent temperature increases, glacial retreats and sea level rise have not changed with recent increases in CO_2. During glaciation periods, CO_2 levels changed after temperature changed and therefore could not be causing these specific temperature increases. Oceans cool, then absorb CO_2; oceans warm, then release CO_2. NASA states that climate change occurs because of changes in the Earth's solar orbit.

7) **What is the impact of CO_2 on climate warming?**

Answer: Additional CO_2 will have a very minimal future impact on temperature

Mankind added CO_2 has had an impact on temperatures, but likely a minor impact overall. Major factors that impact weather and climate include Sun intensity (day and night, seasons),Sun spot activity, ocean currents, clouds, plate tectonics and volcanoes. As CO_2 concentration increases, CO_2 has less and less warming effect; adding more CO_2 has a logarithmically reduced impact.

Global Warming and CO_2: Key Questions

Evaluation Results of Eleven Relevant Questions and Supporting Evidence

8) **Is sea level rise and the rate of rise unusual and a major concern?**

Answer: Sea level rise has not changed with higher CO_2, isn't unusual and is manageable

Sea levels have changed significantly over the Earth's entire history. Since the last glacial period, the earlier rapid rate of sea level rise has recently reduced as the majority of land ice has already melted. Societies can adapt to the present rate of sea level rise (about 20 cm per 100 years) by implementing managed retreats, accommodating coastal change and protection with sea walls, dune rehabilitation and beach nourishment. There is no evidence that reducing our CO_2 emissions will reduce sea level rise or materially impact temperature.

9) **What about scientists' consensus regarding the man-made Global Warming crisis?**

Answer: The stated scientific consensus is false; many reputable scientists disagree

There is consensus that temperatures have been and are increasing and that mankind has increased CO_2 levels. However, there is no consensus regarding the degree to which mankind's CO_2 emissions are impacting temperatures or that this is causing a climate crisis.

10) **If CO_2 is good and the climate always changes, what about other fossil fuel pollutants and alternative energy adoption?**

Answer: Focus on removing the actual pollutants at refinery levels, engine combustion process levels and at coal burning sites for electricity plants – pursue economic, realistic energy transition replacement options, like small nuclear reactors, over time

11) **What are the negative implications of pursuing a carbon-neutral policy?**

Answer: Overall energy supply, plant life, 3rd world economies and their ability to improve, animal life and the environment (land use, etc.) are all negatively impacted.

Please refer to the detailed presentation supporting these findings in:

https://www.dropbox.com/scl/fi/99pg4kbewub2jnnl56zuj/Climate-Change-Complete-version.pdf?rlkey=2l4vhimbu7ayaysos3nao82jw&st=qz6fb3s5&dl=0;

Global Warming and CO2: Conclusion

https://www.climateskeptic.org/p/the-climate-skeptic-podcast-episode-722?r=1jqxnz&utm_campaign=post;

Climate NGOs and Foundations: The Hidden Conflicts of Interest

Instagram Net Zero or Industrial Suicide Konstantin Kisin

Research Findings
Questions and Findings from Dr. Les Hatton

1) **Is the current temperature rise of around 1 degree C per century unprecedented?**

   Answer: No. The last interglacial contained comparable rises and falls on over 250 occasions in the last 200,000 years and changes of twice this amount on 18 occasions.

2) **Has the earth been significantly warmer in the recent past?**

   Answer: Yes, in the last interglacial and it had nothing to do with anthropogenic effects.

3) **Do we have a climate catastrophe or emergency?**

   Answer: No. Given the number of times this has happened in the recent geological past without any help from us, it seems likely that the climate will be fine as it always has been. The current era is relatively cold and low in atmospheric CO_2, even with our efforts.

4) **Will life be OK if there is a several degrees C rise in temperature?**

   Answer: **Yes,** because it has been before when we were much less technologically capable many years ago, the temperature climbed by 2.05 degrees C in one century and then fell by 2.41 degrees C the following century. It has however, been much more threatened by temperature falls and the ensuing ice ages in the 800,000 years, as evidenced in the Vostok ice cores.

Les Hatton Ph.D. is a mostly retired mathematician, geophysicist and computer scientist who started his career in numerical weather prediction and climatology

Reference: Climate Hysteria and Climate reality: a clash of cultures Les Hatton* Climatology and social forces Cybershed 16-Dec-2023

239 Reference Videos – sorted by topic
i) Climate Change over time and causes of Climate Change

1) Dr. Jordan Peterson: SPEAK THE TRUTH!

2) Graeme Phipps Climate Change Presentation

3) Climate Greenland Ice Research – YouTube 1000 years ago was 1.5 C warmer and 2.5C warmer 4000 years ago.

4) http://youtu.be/KtjeNvTwYeU Impact of global factors on climate (eg. Nina and El Nino effects)

5) Henrik Svensmark & Nir Shaviv - How the sun regulates our climate

6) https://www.youtube.com/watch?v=ftaUJg-0j00 Dr. Gregory Wrightstone

7) "Stripes Across My T-Shirt." Current conditions are not unusual except in being abnormally chilly.

8) https://wattsupwiththat.com/2023/10/06/nothing-to-sea-here-folks/ Extreme weather discussion

9) https://wattsupwiththat.com/2023/10/07/marcel-crok-speaks-in-the-danish-parliament/

10) Solar Influence on Weather and Climate | Dr. Brian ... Dr. Brian Tinsley

11) THE REAL CAUSE OF CLIMATE CHANGE – The Highwire with Del ...

12) www.co2learningcenter.com CO_2 Coalition Introductory Videos

13) New Evidence We Are Entering An Ice Age Termination Event Dr. Ben Miles

14) https://youtu.be/a9NX9a2vyQE?si=8dNFaujgOvYEYKGR Ian Plimer Climate Change: The Facts

15) Bing Videos Exposing the Net Zero Agenda Paul Burgess

16) Climate The Movie https://www.youtube.com/watch?v=A24fWmNA6IM

17) http://youtu.be/KtjeNvTwYeU Causes of climate change

18) Importance of Sun on Climate Willie Soon

19) Milankovitch Cycles https://www.youtube.com/embed/1Mj16tiUyI4

20) Feed | CO_2 Coalition Discussion Group Climate Change and Extreme Weather Events Jim Steele

21) Bing Videos Hunga Tunga satellite view Cause of climate change

239 Reference Videos – sorted by topic
i) Climate Change over time and causes of Climate Change

22) Water impact on global temperatures https://youtu.be/4swI8_4LfWc;

23) Greatest Mysteries of Climate Change.

24) At last the answer: how much warming is natural and how much warming is from mankind? Paul Burgess

25) https://www.youtube.com/watch?v=YKgsJupYJAo Climate change in Sahara desert over time

26) https://youtu.be/H5d0ZhlB7PE?si=JaXeofrZOQ2HzLVX Dr. Richard Interview Impact of winds and polar/equator differences

27) (15583) Quantifying CO_2 while ignoring water vapor is a GIANT scam! – YouTube

28) 'Godzilla' El Niño could be one of the strongest ever recorded | BBC News

29) https://youtu.be/8904MH79z-4 Polar shift possibility

30) Prof David Dilley - Imminent global cooling.https://youtu.be/DKNP_LXp008

31) Nir Shaviv - What role has the sun played in climate change? What does this mean for us?

32) Looking at clouds - American Thinker

33) **Climate Realism by Paul Burgess – YouTube** **Paul Burgess**

239 Reference Videos – sorted by topic
ii) Claims of crisis due to CO2-induced Climate Change

34) **Late-season ice retention has improved drastically in the past 13 years** https://x.com/i/status/2021192423284617288

35) Dr. Patrick Moore - Carbon and Climate Catastrophe – YouTube

36) Dr. Willie Soon **video** **Historic CO2 levels put in context with today's levels**

37) Dr. Patrick Moore https://www.instagram.com/reel/DH6NkhCKHJo/?igsh=MXBsdTJ4cW53MDMoYw==

38) Data shows there's no climate catastrophe looming – ... Dr. John Christy, Distinguished Professor of Atmospheric Science

39) www.foreignpolicyjournal.com/2016/01/01/nobel-laureate-ivar-giaever-on-climate-change Discredits claim of Global Warming as a crisis;

40) Dr. Judith Curry - Bing video Dr Judith Curry Discussion on Climate Change, including IPCC findings, historic development

41) There's no emergency" – dissident climatologist Dr Judith Curry on climate change - YouTube

42) https://financialpost.com/opinion/lawrence-solomon-finally-its-safe-for-the-whistleblowers-of-corrupted-climate-science-to-speak-out

43) https://www.youtube.com/watch?v=DYWrehjaMFQ Dr. Richard Lindzen exposes climate change as a politic, profit ized power play

44) Elimination of CO2 is a suicide pact – Professor William Happer on climate change misconceptions – YouTube

45) Judith Curry: "Relax, there is no climate emergency!" – YouTube

46) https://youtu.be/KhCKYvETYDc?si=GWcIipwVGIYTreDv Jordon Peterson interview with Dr. Richard Lindzen

47) Will Happer: CO2, the Gas of Life | Tom Nelson Pod #158

48) **Alex Epstein** https://youtu.be/HWqv6RH-3WE?si=j9UvTx0GpdSi7-E8 importance of abundant, inexpensive energy

49)https://www.youtube.com/live/Ydl_47G8nzk?si=ZYBjf2dZEtNPV4K6 "Panel: Climate Science: the use of consensus"

50) Bing Videos; Lord Monckton Net Zero Emissions – The Costliest Error of Physics and Economics in history

51) https://www.youtube.com/watch?v=QjQupZVS-3A Glacial retreat

52) https://www.youtube.com/watch?v=ZFHHOBiUrkg Potential motivational control factors behind the move to Carbon Neutral

53) https://www.theepochtimes.com/epochtv/nobel-laureate-john-clauser-there-is-no-climate-emergency- climate-models-miss-one-key-variable-5486017

54) https://youtu.be/P_nH1BAfDhs?si=OVxNpHIBiUNkX20t 97% concensus concerns

55) It Is Easy Going Green The vaue of added CO2

56) https://youtu.be/oModxLDUcoc?si=gq9EgruSRWhBl_hq Net Zero is Dying Jacob Rees- Mogg

57) **Are present CO2 levels unusual?** https://www.instagram.com/reel/DQtkpoBjzAT/?igsh=MTg5NHFhMXV5dWF6ag==

- 58) **The crisis language comes from activists and the media, not from The Science they claim to cite.**https://x.com/i/status/2023427151538835841

239 Reference Videos – sorted by topic
ii) Claims of crisis due to CO2-induced Climate Change

59) Dr John Robson shows that many scientists are changing their views. Finally, a Real Tipping Point

60) (5479) Unsettled: Climate and Science | Dr. Steven Koonin | EP 323 – YouTube Dr Jordan Peterson and Dr Steven Koonin discuss the IPCC reports

61) Climate Change: Separating Fact from Fear | Dr Judith Curry | EP 329 – YouTube Interview with Dr Judith Curry, Dr Jordan Peterson

62) https://youtu.be/oYhCQv5tNsQ The Great Global Warming Swindle BBC March 8, 2007

63) https://youtu.be/pV7TZzD1N5Q Washington Post "Global Heat Waves

64) Media misrepresentation in reporting recent climate extremes The Inconvenient Truth About Climate Science — Steven Koonin – YouTube

65) Inconvenient Truth: 32 Climate Predictions Proven False | Facts Matter (youtube.com)

66) https://youtu.be/spKTb3wMmJM?si=N195b4ezUGQ3u5Ni Dr Richard Lindzen on IPCC

67) Inconvenient Facts: The Science That Al Gore Doesn't Want You to Know

68) Interview with Matt Ridley UK Science https://www.youtube.com/watch?v=LFPj8tNVoLQ

69) What's the Science Behind EPA's Proposed Rollback of Climate Regulations? | NTD William Happer, Gregory Wrightstone

70) https://x.com/i/status/2035370856583409820 3 65 years of temperature data from central England, the world's longest-running climate record, show no trend

71) Net Zero and the so-called climate consensus is collapsing! UK update

72) Nobelpreisträger John Clauser im Interview, EIKE-Konferenz Wien 2024

73) CO2 and natural disaster changes over time https://www.youtube.com/watch?v=c8vy3Gpv9x8

74) 'Grossly exaggerated': Media gives 'little attention' to new ... Interview with Dr Steven Koonin

239 Reference Videos – sorted by topic
ii) Claims of crisis due to CO_2-induced Climate Change

77) Climate Change Myths Part 1: Polar Bears, Arctic Ice, and Food Shortages

78) https://youtu.be/GctDsMw8N4Y?si=LwJTarZXSw2oh_u3 Myths on climate crisis

79) https://youtu.be/X-y3-QS72QY?si=wD-EWVClTeiI48-n Investment community does not see a threat from sea level rise

80) https://open.substack.com/pub/public/p/scientists-deliberately-misled-public?r=qbfb7&utm_campaign=post&utm_medium=web

81) https://www.facebook.com/share/19rXoXP3Wa/? No proof of CO_2 driving climate

82) CO_2 Climate and the Rise and Fall of Civilizations ¦ Climate Chronicles - CO_2 Coalition

83) https://x.com/i/status/2021252821425979841 The Netherlands Meteorological Institute falsely adjusted temperatures

84) **How the Club of Rome and the WEF invented Climate Change in order to attack humanit** pic.x.com/M27VcBeoEB

85) **The crisis language comes from activists and the media, not from The Science they claim to cite.** https://x.com/i/status/2023427151538835841

86) **https://www.youtube.com/watch?v=8jY8k8iMrOE Why Net Zero Is Failing Britain Kathryn Porter, Lord Frost**

87) https://x.com/i/status/2027549315586265239 The rate of sea level rise has not been changing

88) (15606) Steve Gruber May 2026 – YouTube Interview discussing fallacy of the Climate Crisis claims

89) **https://www.europesays.com/videos/53223/#google_vignette Global warming saves lives Gregory Wrightstone**

90) **Marcel Crok - Why there is no climate emergency: An analysis of the IPCC AR6 report** Marcel Crok - Why there is no climate emergency: An analysis of the IPCC AR6 report

91) Ocean Acidification from CO_2? by William Happer

92) Nicola Scafetta: Impacts and risks of 'realistic' global warming projections for the 21st century CO_2 represents 0.04% of atmosphere

93) 2026 Great Barrier Reef Statistics: They told us a fairy tale

94) **Beyond the Narrative and Following the Data with Vijay Jayaraj | Climate Debrief**

95) Public discussion goes far beyond what the scientific evidence supports Roger Pielke Jr. (view here)

96) The international community should abandon the Paris Agreement's temperature targets of limiting global warming to well below 2 °C Roger Pielke Jr. watch it.

239 Reference Videos – sorted by topic
iii) CO_2 impact on climate and the world

97) https://wattsupwiththat.com/2023/09/29/professor-william-happer-ipa-lecture-the-crusade-against-carbon-dioxide-september-223/ The importance and impact of CO_2 Dr. William Happer

98) "CO_2 , The Gas of Life"-Dr. William Happer – YouTube Scientific consensus questions

99) www.ronaldbarmby.ca Ron Barmby CO_2 and Global Warming: CO_2 Greenhouse gas impact on global warming

- **100) Videos of Dr. Patrick Moore - A Dearth of Carbon? – YouTube** The positive impact of CO_2

101) https://youtu.be/BiKfWdXXfIs Dr. Freeman Dyson Stated views that increasing CO_2 is good

102) Net Zero 'Slavery' EXPOSED By Local Resident – YouTube

103) https://www.youtube.com/watch?v=LYHRngcYyB8 the importance of Energy John Constable

104) https://youtu.be/JCt2MhOzWVE?si=StLeIN06uTMDXA06 Information on ice age

105) https://www.youtube.com/shorts/qL3dZ5Qimiw Gregory Wrightstone CO_2 Coalition

106) Watch an overview of Mars including temperature information here

107) Australian debate https://youtu.be/OlgHSqlA-6o?si=uldWZe2hp-pRZN9S /

108) Ocean Acidification True or False - Exploding the Myth Paul Burgess

109) Details on wind farms https://youtu.be/LklUVkMPl8g?si=pwaRoMahL7WnBHl6

110) USA: moves away from carbon-neutral policy and related initiatives https://youtu.be/FF9dSJEhx1Y?si=iHUgK1hdAmkpsKPI

111) UK: Reform UK Party's position also moves away from carbon-neutral policy**:** https://www.msn.com/en-gb/video/news/man-made-climate-change-is-garbage/vi-AA1z94Ta?ocid=msedgntp&pc=HCTS&cvid=cfa592b2dcaf468fb1500aed4da18925&ei=11

112) Water impact on global temperatures https://youtu.be/4swI8_4LfWc;

113) Bing Videos ElectricCars The Good, The Bad, The Ugly

114) The Magic Trick of Climate Science. Howard Hayden, Ph.D.

115) CO_2 Coalition interviews Feed | CO_2 Coalition Discussion Group

116) NASA Engineer Tom Moser Reveals the Truth About Climate Science - YouTube

117) Nature's Carbon Cycle with Dr. Ganapathy Shanmugam | Climate Debrief

239 Reference Videos – sorted by topic
iii) CO_2 impact on climate and the world

118) https://youtu.be/pHCCE-sw_Sc https://youtu.be/PblYr-KjOVY CO_2 Professor William Happer Additional CO_2, the main food for plants, is good for the world which has had 4 to 10 times more CO_2. The climate is changing all the time. Mankind has made little impact.

119) Why Has Global Warming Paused? – William Happer – YouTube Detailed scientific discussion on the nature of CO_2, and its impact on warming shows that model forecasts are not even close to being correct.

120) https://youtu.be/M8iEEO2UIbA William Happer More CO_2 is a benefit, computer models predicting the impact of added CO_2 on warming are 2 to 3 times exaggerated. Climate has always been changing and the impact of added CO_2 is minimal.

121) Unsettled: Climate and Science | Dr. Steven Koonin | EP 323 - YouTube

Discusses Climate Science, energy systems and factors behind the climate emergency movement

122) (2046) This Well Known Effect Breaks the Climate Narrative – YouTube Richard Lindzen - CO_2 impact

123) A Runaway Greenhouse Effect On Earth is Very Unlikely (youtube.com)

124) CO_2 and temperature, do they have a cause andeffect relationship - Dr Javier Vinós (youtube.com)

125) https://youtu.be/tcyQS4uz4rc Can CO_2 Even Drive Global Temperatures

126) https://www.youtube.com/watch?v=RPNqYpT-P2M Dr. Bjorn Lomberg on importance of energy

127) https://www.youtube.com/live/MjAYuIRDvi4?si=GFTRg5ehKpTHcN9l; Dr. William Happer, CO_2 Coalition

128) How CO_2 Both Warms and Cools Our Atmoshpere https://www.youtube.com/watch?v=8zu4bzcRwRo&t=464s

129) https://www.instagram.com/reel/DQtkpoBjzAT/?igsh=MTg5NHFhMXV5dWF6ag Humans are not causing climate change

130) Volcanoes & Climate Change Paul Burgess

131) Dr. William Happer argues that more carbon dioxide is beneficial for the planetpic.x.com/GYivXovvN7

132) pic.x.com/jMh6xYLbMK Temperature records from 1979 to 2023 show no meaningful warming across Antarctica

133) https://x.com/i/status/2022777874227564813 7,000 years ago, summer temperatures were 3 to 5C warmer

134) https://x.com/i/status/2023722072510271526 There is no proof that CO_2 is responsible for global warming Dr Patrick Moore

135) CO_2 Facts vs. Fear with Dr. William Happer | Climate Debrief

136) The modern temperature spike is not climate; it is statistical. https://x.com/i/status/2022838278399922632

239 Reference Videos – sorted by topic
iii) CO_2 impact on climate and the world

137) Dr. William Happer, https://youtu.be/2jMp5s9NQhk CO_2 overall impact and small impact from cows

138) Dr. John Clauser, Director https://youtu.be/e61B1nrEbis Errors with IPCC assumptions and results regarding

CO_2 climate impacts

139) Jim Steele, Director https://youtu.be/AHra9UIMJcY Arctic temperatures, polar bear extinctions and coral

reef acidification

140) CO_2 Coalition boosts carbon dioxide, the miracle molecule of life | America Out Loud News

141) https://co2coalition.org/media/fossil-fuels-climate-chronicles/

142) Jersey Climate Forum presentations on CO_2 and Climate Change https://www.youtube.com/@JerseyClimateForum

143) Video presentations: (16379) Jersey Climate Forum – YouTube

144) Do Science & Observations Support Net Zero Policies?

145) Climate Change What the Data Shows https://youtu.be/p7gyAkrLg64?si=eoFCqjcE2klX31uk

146) China's move to renewables as part of their energy mix https://youtu.be/dfSFnCSEGIU?si=YDL4WHQFnOn2ZJ7G

147) 2024 Annual GWPF Lecture - Judith Curry - Climate Uncertainty and Risk ...

148) Richard Tice MOCKS leftie OUTRAGE after telling Britons to 'celebrate' climate change

148) Feed | CO_2 Coalition Discussion Group | CO_2 Coalition CO_2 and Climate Change facts

150) Lecture: *Global Warming For The Two Cultures*, by Prof. Richard Lindzen.

239 Reference Videos – sorted by topic
iv) Limitations on use of Climate Models

151) Climate I: Is The Debate Over? – YouTube Dr. Hadi Dowlatabadi (UBC) & Dr Richard Lindzen (MIT)

Discusses concerns and fallacy of predictions of future climate and related environmental impacts from computer models, plus concerns with NASA predictions

152) John Christy: Climate models for politics?…"A bridge too far" – YouTube

Demonstrates the serious problems with climate change models and IPCC forecasts

153) Limitations of wind farms https://youtu.be/ogqVE6VFFtI?si=eGew3Idscgir1rKJ

154) https://www.youtube.com/watch?v=b5oyv8I6I-g Dr. Willie Soon demonstrates the problems with climate change models and IPCC forecasts plus discussed the solar radiation impact on climate

155) https://www.youtube.com/watch?v=hQt_I-RvGF4; Paul Linsay An Analysis of Climate Models He shows: Temperature effect of doubled CO_2 is near "Zero".

156) The Great Green Hypocrisy: Why Fossil Fuels Are Still Indispensable | Watch

157) https://www.youtube.com/shorts/PZPZioH4wBk Consensus versus scientific evidence

158) The Sun, The Clouds, The Oceans In My Most Important Video Ever Paul Burgess's successful modelling shows that since 1983, **every temperature can be modelled and replicated** simply by looking at the Oceanic Index and amount of solar radiation, not the CO_2 and a small element of CO_2.

239 Reference Videos – sorted by topic
v) The CO2 environmental movement's world impact

159) Climate Science: What Does it Say? | Dr. Richard Lindzen | EP 320 – YouTube Dr. Lindzen and Jordan Peterson

160) This presentation The Energy Transition Delusion: Inescapable Mineral Realities M. Mills Rejects 'Climate Change'

161) (5084) The Great Climate Con | Alex Epstein | #312 – YouTube Alex Epstein Alex Epstein and Jordan Peterson

162) https://www.youtube.com/watch?v=ZFHHOBiUrkg What might be driving the Climate Crisis narrative

163) https://youtu.be/--QS_UyW2SY Jordan Peterson talk on negative implications of "group think" and global concerns regarding the supposed "Climate Crosis"

164) (855) Net Zero 'Slavery' EXPOSED By Local Resident – YouTube

165) **Doomberg - You Can't Have Heavy Industry With A Dumb Energy Policy**

166) The Lowdown On Climate "Science" – YouTube Shows the pressure for academics to conform

167) Video: 2022 Nobel physics prize winner John Clauser rips climate idiocy, No 'climate crisis' and IPCC 'one of the worst sources of dangerous misinformation' • Watts Up With That?

168) Michael Shellenberger talk: https://www.youtube.com/watch?v=Ey7iWsDYnJ8

169) The electricity grid, This is a little documentary on the issue.

170) UK Debate on Wind Farm cost https://youtu.be/fd3xCfQ6RxE?si=APLUM6C3mkhgPPhg

171) **THORIUM: World's CHEAPEST Energy! [Science Unveiled]** This presentation is an introduction to Thorium as a nuclear fuel.

172) Why read The Unpopular Truth… – The Unpopular Truth Problems with wind and solar power

173) Kathryn Porter on the Lies of the Green Zealots

174) Talk Truth 10 28 25 Steve Gorman, Allan, Corri Hunsperger **The Paris Climate Agreement, Climatism is Crumbling**

175) The Renewable Energy Reckoning: Challenges, Failures, and 2025 Policy Shifts Dr Steven Koonin

176) Shortened: Artistly.ai - Unlimited AI Images, Consistent Characters, Perfect AI Text

177) The Great Green Hypocrisy: Why Fossil Fuels Are Still Indispensable | Watch

178) **Small Nuclear Reactors are coming** Details here

179) **The truth about electric vehicles** https://youtu.be/OEkIh2PcSYE?si=zIoFidQh-17kg7Z

239 Reference Videos – sorted by topic
v) The CO2 environmental movement's world impact

180) The Top 7 Reasons Science is Broken William M Briggs

181) Https://www.bing.com/videos/riverview/relatedvideo?q=kathryn+porter+energy+consultant&mid=E52B20559ABE385764DEE52B20559ABE385764DE&FORM=VIREK

182) Top resume Myths - insights from thousands of job applications

183) Goreham Full Testimony Senate Committee of the Illinois General Assembly

184) https://youtu.be/xaPrKzIkWrQ Science and the Scientific Method Ireland talk Dr Happer

185) **Trump's UN speech Sept 23, 2025** https://www.facebook.com/share/r/1CjCaLJuja/?mibextid=wwXIfr

186) **More from Trump's UN speech Sept 23, 2025** https://www.facebook.com/share/r/1CjCaLJuja/?mibextid=wwXIfr

187) There are significant challenges to achieving net zero in a reasonable time. https://youtu.be/nLm1_a_JF6Q?si=IvLFVFIhnqI4IYSI

188) Negative impact on children https://youtu.be/WILzBxIkos8?si=OwqRoJT4090J9W2Y

189) The Coming UK Energy Disaster - Paul Burgess

190) Small Modular Nuclear Reactors update https://youtu.be/N1r_WPtqLpo?si=-p7eqMDvuR1orpqe

191) Why read The Unpopular Truth… – The Unpopular Truth

192) **Climate Scam Explanation** https://www.facebook.com/share/v/14PYv1fEJhD/?mibextid=wwXIfr

193) **Climate Change Advice to Politicians** https://youtu.be/QiouAhq2MnE?si=EsezeHZm4oc6_LyK

194) Konstantin Kisin & Josh Szeps CLASH on Climate

195) Dr Steven E Koonin - With climate realism ascendant, what now?

196) (https://www.youtube.com/watch?v=xAqDKO8SJHs CLIMATE SCAM CANCELLED

197) https://youtu.be/3Sn7pTF5R64?si=99M7cqpvV_5_qKl8 Net Zero Madness! - The £4.5 TRILLION plan that could bankrupt Britain

198) **https://www.youtube.com/watch?v=1toJraNrVjo Renewables can ONLY generate unreliable electricity**

199) Net Zero is economic suicide. It must go. | Konstantin Kisin | Facebook

200) The Truth About 'Climate Science' | Konstantin Kisin

201) pic.x.com/M27VcBeoEB How the Club of Rome and the WEF invented Climate Change in order to attack humanity

202) **How the Club of Rome and the WEF invented Climate Change in order to control humanity pic.x.com/M27VcBeoEB**

203) **https://sealevel.info/Unsettled-Climate_Changes_Real_Story-NewsMax_and_the_CO2_Coalition-2026-with_ads.mp4**

204) MIT Professor of Meteorology there is very little evidence of man-made climate change pic.x.com/c00GZ0n0M3

239 Reference Videos – sorted by topic
v) The CO2 environmental movement's world impact

205) **The problem with the "Primary Energy Fallacy"**,

206) *Dick Storm* ***says that*** *"coal is indispensable" "the lowest cost proven source of primary energy for electricity"*

207) https://x.com/anika_climate/status/2030280287674851564

208) https://x.com/i/status/2033167331010969885 "Calling Carbon Dioxide a pollutant is a complete distortion of truth"

209) the **problem** with net zero konstantin kisin.

210) Angela Wheeler **https://youtu.be/-QAsl5pGqJs** **Concerns with scientific education practises in schools today**

211) Anika Sweetland, Member **https://youtu.be/L4Blgeg7h9c** **Fear and education system concerns**

212) Jonathan Cohler **https://youtu.be/hBMwbE9tECo** **Challenging the claim that CO2 is causing a climate crisis**

213) **Jersey Climate Forum Energy Options Conference** https://anenergyconference4jerseyci.co.uk/

214) **What this fusion breakthrough means for energy**

215) Dr. Jordan Peterson: SPEAK THE TRUTH!

216) Fossil Fuels ⁞ Climate Chronicles - CO2 Coalition

217) *https://wattsupwiththat.com › good-climate-scientists-suffer..*

218) **https://co2learningcenter.com/videos/#how-the-energy-grid-works**

219) Facebook Dropping Climate Change initiatives saves money in UK

220) **https://co2coalition.org/media/fossil-fuels-climate-chronicles/**

221) https://x.com/ABridgen/status/2017525010773029350 The high cost of Net Zero

222) **Britain's Industrial Collapse: Andrew Bridgen Reveals The Truth** https://youtu.be/Pj2yW8a5w-8

223) **Bank of England warns Net Zero is slowing growth** Bank of England warns Net Zero is slowing growth

224) **https://www.climateskeptic.org/p/the-climate-skeptic-podcast-episode-722?r=1jqxnz&utm_campaign=post**;

225) https://www.youtube.com/watch?v=Id32iVXyQ_k

226) An Inconvenient Truth' Predictions DEBUNKED – YouTube

227) **https://www.youtube.com/watch?v=HwS3l5uP168**; **What the Air Con Debate Says About Britian's Climate Insanity Konstantine Kisin**

228) Germany's Economy Is CRASHING FAST — Europe's Biggest ...

229) The reality of Germany converting to renewables Manfred Haferburg: The energy transition ship of fools is heading full speed for the reef

239 Reference Videos – sorted by topic
v) The CO2 environmental movement's world impact

230) Benny Peiser - Net Zero Dogma and the British Energy Transition Benny Peiser - Net Zero Dogma and the British Energy Transition

231) Marc Morano: The Great Reset/Climate Agenda

232) Ben Zycher: The attempt by the climate alarmists to avoid simple benefit/cost analysis

233) Lutz Niemann - Nuclear Power: Limit Values and Radiation Fear

234) https://www.youtube.com/watch?v=h77C3iYX_bM The UK Is Facing Energy Blackouts | Kathryn Porter

235) Vietnam Plugs In Coal fired power aids Vietnam's progress

236) The Green New Steal: The Business of Climate Change

237) Instagram Net Zero or Industrial Suicide Konstantin Kisin

238) https://youtu.be/-Y_g5wX7nrk

239) I Went Out to Vineyard Wind: You NEED to See This Concerns with offshore wind farms

45 Reference Books

1) **The Real Inconvenient Truth: It's Warming But It's Not CO2 -** M.J.Sangster PhD

2) **Inconvenient Facts -** Gregory Wrightstone – Geologist, Executive Director CO2 Coalition

3) **Fake Invisible Catastrophes and Threats of Doom** Dr. Patrick Moore PhD Ecology, co-founder of Greenpeace

4) **Confessions of a Greenpeace Dropout The Making of a Sensible Environmentalist**

- Dr. Patrick Moore PhD in Ecology, co-founder of Greenpeace

5) **Hot Talk Cold Science -** S. Fred Singer PhD in Physics

6) **Climate Change Reconsidered -** S. Fed Singer, Craig Idso

7) **Climate All is Well, All Will Be Well -** Jeremy Nieboer

8) **Climate at a Glance For Teachers and Students Facts on 30 Prominent Climate Topics**

- Anthony Watts, James Taylor, H. Sterling Burnet Heartland Institute,

9) **Unsettled What Climate Science Tells Us, What It Doesn't and Why It Matters**

- Dr. Steven E. Koonin former Undersecretary for Science U.S. Department of Energy

10) **Apocalypse Never -** Michael Shellenberger Environmentalist

11) **Catchments and Carbon The real cause of unstable weather** - Lois Cabon

12) **Climate Change: The Facts**: 23 top scientists, edited by Alan Moran

13) **Green Breakdown: The Coming Renewable Energy Failure** – Steve Gorham

14) **Not Zero** – Ross Clark

15) **Climate CO2 Hoax: How Bankers Hijacked the Environment Movement** Mark Gerard Keenan

16) **The Moral Case for Fossil Fuels** Alex Epstein

- 17) **False Alarm** Bjorn Lomberg

45 Reference Books

18) **Green Fraud Why the Green New Deal is Even Worse Than You Think** Marc Morano

19) **An Assessment of the Conventional Global Warming Narrative.**

- Dr. Richard Lindzen's new paper. Published by the Global Warming Policy Foundation, 2022

20) **Unsettled What Climate Science Tells Us, What It Doesn't and Why It Matters April 27, 2021**

- Dr. Steven Koonin Physics Professor NYU, former undersecretary for science US Department of Energy

21) **Paper: An Assessment of the Conventional Global Warming Narrative.**

- Dr. Richard Lindzen's new paper. Published by the Global Warming Policy Foundation Sept. 22, 2022

22) **An Appeal to Reason A Cool Look at Global Warming 2008**

- Lord Nigel Lawson champions increasing prosperity and adaptation as the proper course.

23) **An Assessment of the Conventional Global Warming Narrative** Published by the Global Warming Policy Foundation – September 22, 2022 Dr. R. Lindzen PhD Atmospheric Physics

24) **Archimedes Fulcrum** Gwynthian Prins

25) **The Unpopular Truth about Electricity and the Future of Energy** Lars Schernikau, William Smith

26) **Climate Uncertainty and Risk Rethinking Our Response** Dr. Judith Curry

27) **The Greenhouse Effect Busted** Thomas Shula, California, USA & Dr. Markus Ott, Germany

28) **Climate of the Past, Present and Future: A scientific debate, 2nd ed** Javier Vinos

29) **The Frozen Climate Views of the IPCC: An Analysis of AR6** Marcel Crok, Andy May

30) **Green Energy Breakdown: The Coming of the Renewable Energy Failure** Steve Gorekam

31) **Climate of the Past, Present and Future** Javier Vinos

45 Reference Books

32) **Green Breakdown The Coming Renewable Energy Failure** Steve Gorham

33) **Sunset on Net Zero: A Heretic's Guide to the Futile CO2 Target** Ronald Barnby

34) **A Very Convenient Warming: How modest warming and more CO2 are benefiting humanity** Gregory Wrightstone

35) **Crisis or Hoax** Jules de Waart

36) **The Unpopular Truth About Electricity and the Future of Energy,** Revised edition Dr. Lars Schernikau

37) **The Truth About the CPOs 30 years of illusions** Samuel Furfar

38) Climate scientist Nicola Scafetta ***The Frontier of Climate Science*** explores how natural variability, observational uncertainties, and model limitations shape our understanding of past and future climate change

39) **Energy & Climate at a Glance Canadian Edition - 2024** Facts on 22 Prominent Climate Topics H.Sterling Burnett, Ron Davison

40) **Climate at a Glance Second Edition - 2025** Facts on 40 Prominent Climate Topics Anthony Watt, James Taylor

41) ***Canary in a Climate World: Climate Realism vs. the Net Zero Myth*** Patrick Moore, Will Happer, John Clauser, Gregory Wrightstone, Howard Hayden, Dick Lindzen , Vijay Jayaraj and others.

42) **The Great Climate Change Debate Karoly v Happer** by Andy May

43) **The Rational Optimist by** Matt Ridley

44) **The Energy Trap: Why the renewable energy transition can't work – and what can** Richard Lyon

45) **Implausible: How Scientists, Activist Politicians and Journalists Invented a Climate Crisis Chris Morrison**

528 Reference Articles

Question 1) Is present Global Warming a crisis or a normal phenomenon?

1) **An Assessment of the Conventional Global Warming Narrative**. Dr. Richard Lindzen

2) **Global Temperature Changes**: https://wattsupwiththat.com/2023/02/03/the-new-pause-lengthens-again-101-months-and-counting/

3) https://www.zerohedge.com/weather/msm-journos-inadvertently-reveal-shocking-truth-about-global-warming

4) https://www.powerlineblog.com/archives/2023/10/another-nail-in-the-global-warming-coffin.

5) https://www.zerohedge.com/weather/msm-journos-inadvertently-reveal-shocking-truth-about-global-warming

6) https://edition.pagesuite.com/infinity/article_popover_share.aspx?guid=43bd1bf4-ad4e-4186-a29e-5039060786 3c&share=true&appcode=JEEVPO

7) http://www.sepp.org/the-week-that-was.cfm Articles against a CO_2 induced Climate Crisis

8) Antarctic Sea Ice: Winds Matter,CO_2 Doesn't

9) https://www.sott.net/article/420049-NASA-admits-climate-change-occurs-because-of-changes-in-Earths-solar-orbit-not-because-of-SUVs-and-fossil-fuels

10) What's the hottest Earth's ever been? | NOAA Climate.gov

11) Press-release-Clintel-The-Frozen-Climate-Views-of-the-IPCC.pdf

12) A volcanic eruption sent enough water vapor into the stratosphere to cause a rapid change in chemistry - NOAA Research

13) The 'Climate Crisis' of 1695 - Climate Change Dispatch

14) Why the Glaciers Retreated - American Thinker

15) **Minimal Arctic Sea Ice Loss in the Last 20 Years, Consistent With Internal Climate Variability** 16 August 2025

16) Nature Geoscience; 05 January 2026 **Deglaciation of the Prudhoe Dome in northwestern Greenland in response to Holocene warming**

17) Irrational Fear **Greenland's Ancient Melt: The Bombshell Study That Buries Climate Alarmism**

18) https://x.com/i/status/2016813996318281788 Greenland ice core study

19) https://x.com/JVinos_Climate/status/2018232921858191523

20) Antarctic Ice Sheet Records Surprising Mass Gain After Decade of Accelerated Loss – SciChi

528 Reference Articles

Question 1) Is present Global Warming a crisis or a normal phenomenon?

21) New Study: Ice Core Data Shows Modern Warming Is Statistically ...

22) Broadly stable atmospheric CO_2 and CH_4 levels over the past 3 million years Nature Magazine March 18, 2026

23) No, Futurism, One Momentarily Spot on Antarctica Doesn't Prove a ...

24) New Study Details Massive Recent Sea Ice Expansion And Cooling in The Greenland Sea **kenneth** richards.

25) Greenland's Icecap Grew This Year - Watts Up With That?

26) New Study: The Antarctic Ice Sheet Gained Mass From 2020-2024 Due To Staggering Snow And Ice Accumulation

27) Climate's Past Performance Uncertain Predictor of Future Vijay Jayaraj

528 Reference Articles

Question 2) Are warmer temperatures and higher CO_2 levels causing a climate crisis?

28) **World Climate Declaration** *There is no climate emergency*

29) Carbon Dioxide and a Warming Climate are not Problems - Clintel Foundation submitted version can be downloaded for free

30) Great Barrier Reef: Record high coral cover on parts of world's largest reef system - CBBC Newsround

31) **Article on media bias** open.substack.com/pub/rogerpielkejr/p/climate-journalism-is_broken?r=ukert&utm_campaign=post&utm_medium=email

32) https://financialpost.com/opinion/lawrence-solomon-finally-its-safe-for-the-whistleblowers-of-corrupted-climate-science-to-speak-out

33) Bjorn Lomborg on X: "UN routinely warns us that we have just a few years left until catastrophe: In 1982, Tolba, head of UN Environment Programme told the world that it had just 18 years before an environmental catastrophe as irreversible as any nuclear holocaust https://t.co/8wyP1ofJOn https://t.co/zDYD8ldJo5" / X (twitter.com)

34) Annual Summary Report of the Great Barrier Reef: Coral Reef Conditions 2023 – 2024 Australia Government Aug 7, 2024

35) **Rick Morgan at PJ Media The Biggest Climate Whopper Ever Told**

36) Extreme Weather and Climate Change (fraserinstitute.org)

37) https://energycentral.com/c/pip/co2-innocent-proof-recent-science-paper

38) **With Trump soon to be inaugurated, climate scientists declare SUDDEN END to "climate emergency" narrative**

39) **Jack Hellner Climate Change Predictions**

40) 2012 NOAA Sea Ice Extent data

41) Climate and environment updates: US had the coldest January in decades https://abcnews.go.com/International/live-updates/climate-environment-_updates/?id=115115959

42) https://www.cnn.com/2025/02/18/weather/frigid-cold-us-flooding-tuesday-hnk/index.html

43) IPCC Climate Models Aren't Useful for Forecasting **Source:** Science of Climate Change

44) **What Climate Crisis? Weather Channel Reports "Record-Breaking Cold" For August**

https://www.zerohedge.com/weather/what-climate-crisis-weather-channel-reports-record-breaking-cold-august

45) Increases in the world's most extreme wildfire events probably driven by fire size and simultaneity https://co2-coalition.mobilize.io/file_attachments/668397/download

46) https://redisthenewcool.wordpress.com/2025/08/27/trumps-climate-reset-exposing-the-great-globalist-fear-machine/

47) Meso-American Megadroughts Worse in the Past Jo Nova; Science Advances

528 Reference Articles

Question 2) Are warmer temperatures and higher CO_2 levels causing a climate crisis?

48) Bjorn Lomborg: Fearmongering shouldn't drive climate policy
49) **News about More Research Undermines Climate Catastrophe ...**
50) **False Climate report: News about Media Doing 'damage Control' As Widely Reported Study ...**
51) Al Gore's 'Inconvenient Truth' turns 20, and critics say ...
52) **https://wmbriggs.substack.com/p/climate-attribution-studies-cant-be-trusted-new-paper**
53) The Psychology of Climate Doom: How Narrative Outpaces Nuance - Watts Up With That?
54) MET OFFICE SHOCK: UK Temperature Network Goes From Bad to Even Worse in Just 18 Months. **Over 80% of the sites are now officially junk**
55) *https://www.dailymail.com › news › Ofcom-accused-Orwellian-assault-free...*
56) Media Ignores Real-World Data When It Comes to Tornadoes and ...
57) **A fire deficit persists across diverse North American forests despite recent increases in area burned** *Nature Communications* **volume 16,** Article number 1493 (2025)
58) Separating Weather from Hysteria: The 'Double Heat Dome' Story
59) **"What did we miss?" — Open Letter to the Editor of The New York Times journalism malfeasance Get the full story →**
60) Modeling the Troposphere - Watts Up With That? Models overestimate observations **Andy May and Philip Mulholland**
61) Climate Scepticism in Six Charts – The Daily Sceptic
62) Did Global Warming Play a Role? Cliff Mass Weather Blog. An Extreme Lightning Event Started the Recent Northwest Wlidfires: Did Global Warming Play a Role?
63) It Was Hot In 1911 As Well, Mr Miliband!
64) Nolte: Climate 'Experts' Are 0-41 with Their Doomsday Predictions
65) Comparison Of Two German Weather Forecasts: From 25 Years Ago ...
66) Climatologist Says a Century of Weather Data Contradicts Claims of ...
67) ONS Peddling Fake Heatwave Deaths Scare
68) There have been no hurricanes in the Atlantic yet, making 2026 the ...
69) **https://x.com/TrevorH53038397/status/2110217786203238617;** Trevor Hughes on X: "The Corruption of the BBC and Met Office
70) New Study Suggests Large Regions Of The Pacific Ocean Have Been Cooling For The Last 80 Years | Rashid's Blog: A Place for Inquisitive Souls
71) Everything Climate - Watts Up With That? Climate disaster claims vs fact
72) Climate Narrative Is Collapsing, Says Wim Röst - clintel.org

528 Reference Articles

Question 3) Are higher CO_2 levels and warmer temperatures good or bad

73) Reference Science of Climate Change International Journal of Science and Philosophy pg 13 Klimarealistene

74) Alex Epstein Aug 24, 2022 A pro-human, pro-freedom policy for CO_2 emissions

75) Study finds CO_2 is greening the earth and making vegetation flourish worldwide (westernstandard.news)

76) "Climate Scientists Say We Should Embrace Higher CO_2 Levels"

77) FOURNIER: This just in! Oilsands emissions make trees grow (westernstandard.news)

78) The Real Cause of Weather-Related Deaths - CO_2 Coalition

79) Wrightstone Ojai Presentation for Distribution.pdf

80) https://www.newsmax.com/larrybell/co2-climate-change/2024/12/01/id/1189976/

81) Acute Exposure to Low-to-Moderate Carbon Dioxide Levels and Submariner Decision Making Rodeheffer; Chab; Clarke; Fothergill

82) https://co2coalition.org/publications/human-contribution-to-atmospheric-co2-how-human-emissions-are-restoring-vital-atmospheric-co2

83) Polar bears - https://x.com/bjornlomborg/status/1596907524577320960

84) https://www.nytimes.com/2024/06/27/briefing/maldives-atolls-climate-change.html

85) Trees Get Bigger Around the World Thanks to Higher CO_2 Levels

86) https://co2coalition.org/2026/06/09/indias-record-crops-reject-food-warming-alarmism/

87) MIT & Princeton Scientists: 'More carbon dioxide cannot cause catastrophic global warming or more extreme weather'

88) https://www.researchgate.net/publication/279192423_Quantitative_Analysis_of_Climate_Change_and_Human_Crises_in_History

89) https://www.nbcnews.com/world/latin-america/amazon-rainforest-giant-trees-bigger-carbon-dioxide-climate-change-rcna234064

528 Reference Articles

Question 3) Are higher CO_2 levels and warmer temperatures good or bad

90) witnessed 1816, the year without a summer

91). Forests have expanded globally.

92) Climate Change and Health: *Reconsideration of 2009 Endangerment Finding and Greenhouse Gas Vehicle Standards* Dr. D W Allen, MBBS, FRACGP, Dr Breslow, M.D, Dr D Nebert, M.D.

93) Crop increases continue https://thebreakthrough.org/issues/food-agriculture-environment/are-u-s-crop-yields-declining

94) NASA-acknowledged greening of Earth.

95) A Thanksgiving Tribute to Global Warming and CO_2 - CO_2 Coalition

96) KTRH; Media Climate Hoax Collapses As 2025 Has Fewest Extreme Weather Deaths Ever

97) Just the News; Media continues to ring climate alarm, but 2025 saw the fewest deaths from extreme weather ever

98) The Honest Broker Globally, 2025 had one of the lowest annual death rates from extreme weather in history Roger Pielke Jr

99) CO_2 Miracle molecule pic.x.com/JYH9Jk9DTg Peter Clack

100) Warming oceans control the release of soluble CO_2 pic.x.com/1dAdGWEjhH Peter Clack

101) Global mean temperatures pic.x.com/bd0TcajRBg Peter Clack

102) Are early warning fears about rising temperatures misjudged? pic.x.com/kDyal04PZ7 Peter Clack

103) Earth is a dynamic, resilient system. impacted by the Milanković cycles pic.x.com/CMQgcdXTQR Peter Clack

104) CO_2 is not a danger to human health and it's good for crops https://www.telegraph.co.uk/gift/coc9a31afbe8e4co

105) A Tribute to Gregory Wrightstone: A Geologist's Legacy of Evidence, Leadership, and Open Inquiry

106) Hotter than Ever? Climate Research Reports Good News

107) Ridley: CO_2 is greening the Earth - by Matt Ridley

108) Global Greening Hits New Record as Climate Emergency Fails to ...

109) Climate Alarmists Go Silent: Turns Out Fossil Fuels Are Earth's ...

110) Climate News Worth Celebrating: The Earth Is Getting Greener.

111) The 'Green' Truth Alarmists Won't Mention

528 Reference Articles

Question 4) Are CO_2 atmosphere levels dangerously high or historically low?

112) **Global Emissions in Decline** Zeke Hansfather, Carbon Brief, November 4, 2021

Question 5) What could have caused changes in CO_2 levels over geologic time?

113) What's the hottest Earth's ever been? | NOAA Climate.gov

114) **Multivariate Analysis Rejects the Theory of Human-caused Atmospheric Carbon Dioxide Increase: The Sea Surface Temperature Rules Dai Ato Independent researcher, Osaka, Japan click here**

115) PALEOCLIMATE A 485-million-year history of Earth's surface temperature
Emily J. Judd*, Jessica E. Tierney, Daniel J. Lunt, Isabel P. Montañez, Brian T. Huber, Scott L. Wing, Paul J. Valdes

116) **Oh, that pesky carbon dioxide! - American Thinker**

117) **Human Emissions and Atmospheric Concentrations of Carbon Dioxide - CO_2 Coalition**

118) Energy Future: CO_2 Enrichment Ahead (de-decarbonization)

528 Reference Articles

Question 6) Is Climate change mainly caused by mankind's emissions of CO_2?

119) **An Assessment of the Conventional Global Warming Narrative** the Global Warming Policy Foundation 07 09 22

120) https://www.sott.net/article/420049-NASA-admits-climate-change-occurs-because-of-changes-in-Earths-solar-orbit-not-because-of-SUVs-and-fossil-fuels

121) https://wattsupwiththat.com/2023/07/24/weekly-climate-and-energy-news-roundup-560/

122) John Clauser, **No Climate Crisis** http://www.sepp.org/twtwfiles/2023/TWTW%207-15-23.pdf

123) **Dr. Lindzen's assessments:** 2022 09 22 Lindzen-global-warming-narrative

124) Dr. John Clauser https://www.theepochtimes.com/us/nobel-winner-refutes-climate-change-narrative-points-04t-ignored-factor-5486267?utm_source=Morningbrief&src_src=Morningbrief&utm_campaign=mb-2023-09-10&src_cmp=mb-2023-09-10&utm_medium=email&est=zxLxigdHW2P7Hy0XW1vWNkCTodzF8hCq9ubtc8Fm%2B9sAXQSi%2BgUchDdoh10djThySHobrA%3D%3D

125) http://www.sepp.org/twtwfiles/2023/TWTW%207-15-23.pdf

126) https://wattsupwiththat.com/2023/07/24/weekly-climate-and-energy-news-roundup-560/

127) https://www.americanthinker.com/blog/2023/07/what_nasa_and_the_european_space_agency_are_admitting_but_the_media_are_failing_to_report_about_our_current_heat_wave.html

128) NOAA Charts Reveal Recent Global Cooling [ncei.noaa.gov]

129) https://phys.org/news/2024-02-stars-orbital-evolution-earth-planets.html

130) Net Zero Averted Temperature Increase R.Lindzen and W.A. Wijngaarden June 2024 paper

131) Dependence of Earth's Thermal Radiation on Five Most Abundant Greenhouse Gases W. A. van Wijngaarden1 and W. Happer

132) A Planet That Might Not Need Saving:Can CO_2 Even Drive Global Temperature Jim Mason C2C Journal Oct 13, 2024

133) Climate and the Earth's Energy Budget *by Rebecca Lindsey (NASA)*

134) https://www.dropbox.com/scl/fi/j2ko14cejej8tabi4elt7/TwoClimateFacts.docx?rlkey=ow1uf4o81wkg6vqy1qe5s8yxx&e=1&dl=0

135) **Factors that impact Climate Change CO_2 Coalition Jin Steele Dec. 2024**

528 Reference Articles

Question 6) Is Climate change mainly caused by mankind's emissions of CO_2?

136) Effects of clouds on atmospheric processes https://co2coalition.org/publications/radiation-transport-in-clouds/

137) **Stochastic assessment of temperature–CO_2 causal relationship in climate from the Phanerozoic through modern times July 10, 2024 D. Koutsoyiannis**

138)https://static1.squarespace.com/static/656f411497ae14084ad8d03a/t/66bc6870a7ad654a13b2ac7e/1723623541496/Homewood-BBC-

139) https://www.malone.news/p/the-climate-scam-is-over?utm_campaign=post&utm_medium=web

140) https://www.epa.gov/sites/default/files/2016-08/documents/endangerment_tsd.pdf

141) https://co2coalition.org/publications/co2-coalition-comment-2-on-epa-endangerment-finding/

142) https://dailysceptic.org/2025/09/20/sun-and-cosmic-rays-drive-climate-not-co2-says-astrophysicist

143) **Bond Cycles and the Role of The Sun in Shaping Climate** https://euanmearns.com/bond-cycles-and-the-role-of-the-sun-in-shaping-climate/

144) Are Melting Alpine Glaciers a sign of man-made global warming? Alpine glaciers for CO2 coalition.pdf

145) https://euanmearns.com/the-vostok-ice-core-and-the-14000-year-co2-time-lag/

146) pic.x.com/IhzA7Xbx2y **Peter Clack**

147) https://agupubs.onlinelibrary.wiley.com/doi/10.1029/2024GL111500 -Volcanic activity greater effect than CO_2

148) **Oceans impact on temperature** pic.x.com/HU030Bpwph

149) Earth Energy Imbalance: The Sun versus CO2 - Watts Up With That?

150) The State of Climate Science: Uncertainty, Complexity, and the Politics That Follow **Anthony Watts**

151)https://www.researchgate.net/publication/335418316_What_Humans_Contribute_to_Atmospheric_CO2_Comparison_of_Carbon_Cycle_Models_with_Observations

152) **Scientists find cloud feedbacks amplify warming more ...**

153) Cooling Doomsday Rhetoric Affords Rational View of Climate | Newsmax.com Larry Bell

154) Is the cloud absorption of solar radiation still underestimated ...

155) Solar-Driven Hadley Cell Expansion: How the SAM Index Explains Global Brightening Since the Little Ice Age

156) Dr. Henrik Svensmark: Cosmic Rays, Clouds & Climate | Interview w/ Drs. Willie Soon & Ronan Connolly

157) Another New Study Links Modern And Past Global Warming To Natural ...

528 Reference Articles

Question 6) Is Climate change mainly caused by mankind's emissions of CO_2?

158)Letter to Editor-in-Chief, Chemical & Engineering News September 1, 2026, C&EN Paper as submitted 090126.pdf

From Susan R. Morrissey, ACS SVP Strategic Initiatives; Wayne Jones, ACS Board of Directors Chair; Dorothy Phillips, ACS Immediate Past President; Christina Bodurow, ACS President–Elect; Albert Horvath, ACS CEO; Kimberley Knight, ACS Secretary

159) EPP website articles refuting CO_2 causing a climate crisis. http://www.sepp.org/the-week-that-wasS.cfm…

528 Reference Articles

Question 7) What is the impact of increasing CO_2 emissions on climate warming?

160) Logarithmic aspect of CO_2 on Temperature www.ronaldbarmby.ca

161) Greenhouse gas effect: Kininmonth 2022

162) John Christy: The Climate Real Deal | Science Matters (rclutz.com)

163) Limitations of Climate Models Wayne Brown blog post

164) **The Procecutor's Fallacy and the IPCC Report Norman Fenton The Global Warming Policy Foundation 2023**

165) https://www.theepochtimes.com/article/fixation-on-co2-ignores-real-driver-of-temperature-say-experts-5588495?utm_source=Morningbrief&src_src=Morningbrief&utm_campaign=mb-2024-02-20&src_cmp=mb-2024-02-20&utm_medium=email&est=AAAAAAAAAAAAAAAAdeokeBIfzdPH4LYa6DB5DLl7wk9AJCYDwskfcLqaGzqIMxfM63pAbQ%3D%3D

166) The Daily Sceptic **New Scientific Evidence That CO_2 Emissions Can't Warm ...**

167) https://wattsupwiththat.com/2025/01/18/the-saturation-effect-questions-the-prevailing-narrative-on-co2/

168) https://thehighwire.com/editorial/new-peer-reviewed-study-co2-has-zero-impact-on-climate-change/

169) https://co2coalition.org/publications/radiation-transport-in-clouds/

170) http://www.sepp.org/the-week-that-was.cfm...

171) *IPCC's Third Assessment Report (2001) [6]*

172) ***Physics Demonstrates That Increasing Greenhouse Gases Cannot Cause Dangerous Warming, Extreme Weather or Any Harm*** Lindzen Happer GHGs and Fossil Fuels Climate Physics 2025 06 07

173) https://co2coalition.org/wp-content/uploads/2022/03/Infrared-Forcing-by-Greenhouse-Gases-2019-Revised-3-7-2022 Happer & van Wijngaarden

174) TWTW 10-11-25.pdf What is meant when a greenhouse gas is said to be saturated?

175) **The Science and Environmental Policy Project (SEPP)**

176) Warming oceans control the release of soluble CO_2 pic.x.com/1dAdGWEjhH

177) Roger Pielke Sr. Tthe importance of Ocean Heat Content for global warming or cooling in a seminal 2003 paper

178) https://scitechdaily.com/scientists-rethink-extreme-warming-after-surprising-ocean-discovery/

179) Final Main Paper Paul Burgess **The Burgess Oceanic-Solar-CO_2 Index and the Climate Record since 1900 An Evidence-Based Assessment**

528 Reference Articles

Question 8) Is sea level rise and rate of rise unusual and a major concern?

180) **Ivan Giaever Climate Change**: //www.foreignpolicyjournal.com/2016/01/01/nobel-laureate-ivar-giaever-on- climate-change/

181) **Sea Level Changes over time** Wikipedia, Peter Vail publications

182) **Sea Ice Index**: *https://nsidc.org/data/seaice_index/data-and-image-archive*

183) https://dailysceptic.org/2023/01/29/scientists-struggle-to-understand-why-antarctica-hasnt-warmed-for-over- 70-years-despite-rise-in-co2

184) **NOAA and Rutgers University** Information on snow coverage on the Northern Hemisphere

185) https://notrickszone.com/2023/02/07/sea-level-is-stable-around-the-world-the-good-news-the-media-dont-want-us-to-hear

186) **A Global Perspective on Local Sea Level Changes** https://www.mdpi.com/2077-1312/13/9/1641

187) https://www.perplexity.ai/page/dutch-study-challenges-sea-lev-XgQhV3.uTDicIbaCPw3nGA

188) **New study** On average, the rate of rise projected by the IPCC is biased upward with approximately 2 mm per year in comparison with the observed rate.

189) New Study Finds Sea Level Rise Has Not Accelerated Due to Climate ...

190) New Study: The Antarctic Ice Sheet Gained Mass From 2020-2024 Due To Staggering Snow And Ice Accumulation

191) https://sealevel.info/1612340_Honolulu_thru_2025-04_vs_CO2_annot1.png

528 Reference Articles

Question 9) What about the scientists' man-made Global Warming crisis consensus?

192) Dr. Lindzen https://wattsupwiththat.com/2022/12/04/mit-climate-scientist-dr-richard-lindzen-rejects-climate-change-as-a-quasi-religious-movement-predicated-on-an-absurd-scientific-narrative/

193) **Dr. John Clauser** https://dailysceptic.org/2023/07/14/nobel-physics-laureate-2022-slams-climate-emergency-narrative-as-dangerous-corruption-of-science/

194) **John Stossel Interview with Dr. Judith Curry Aug 9, 2023** John Stossel

195) **https://clintel.org/wp-content/uploads/2023/05/Clintel-The-Frozen-Climate-Views-of-the-IPCC-online-version.pdf**

196) Dr. Ivan Giaever: www.foreignpolicyjournal.com/2016/01/01/nobel-laureate-ivar-giaever-on-climate-change

197) www.populartechnology.net/2007/10/no-consensus-on-global-warming.html

198) https://clintel.org/world-climate-declaration/

199) www.populartechnology.net/2007/10/no-consensus-on-global-warming.html

200) Wrong Again: 50 Years of Failed Eco-pocalyptic Predictions - Competitive Enterprise Institute (cei.org)

201) **Challenging Net Zero with Science - CO2 Coalition** The 55-page paper

202) https://www.telegraph.co.uk/news/2023/08/04/net-zeros-dam-has-burst-but-bbc-is-still-papering-over/

203) https://electroverse.info/nobel-prize-winner-slams-climate-alarm-thanksgiving-arctic-blast-sun-hush/

204) Archaeologists find underwater island previously home to hundreds of thousands of people (msn.com)

205) https://www.econlib.org/archives/2014/03/16_not_97_agree.html

206) Dr. Roger Pielke Jr released a preprint of his study, on *Scientific integrity*

207) https://sealevel.info/learnmore.html For detailed additional references from the CO2 Coalition sources

208) www.populartechnology.net/2007/10/no-consensus-on-global-warming.html

209) **The Real Story on Climate Change William Happer Princeton ...** William Happer

210) **New Paper by Lindzen, Happer and van Wijngaarten Shows the ...**

211) Climate Inquisition Silenced a Generation of Scientists - CO2 Coalition

212) Climate_hysteria_and_Climate_reality__a_comparison_of_interglacials.pdf

213) Numbers Behind The Narrative: What Climate Science Actually Says *Authored by Kevin Stocklin via The Epoch Times,*

214) ANTHONY SADAR: Attacks on climate change skeptics a ... Washington Times

528 Reference Articles

Question 9) What about the scientists' Man man-made Global Warming crisis consensus?

215) https://financialpost.com/opinion/scientific-method-beats-climate-alarmism

216) **Reference: Shell v. Milieudefense et al – Expert Opinion Prepared for Foundation Environment and Man**

217) https://thehighwire.com/editorial/new-peer-reviewed-study-co2-has-zero-impact-on-climate-change/

218) https://x.com/CO2Coalition/status/1859748634436436061 Alberta, Canada Government CO2 +ve legislation

219) **www.co2coalition.org**

220) John Christy's testimony

221) https://www.wsj.com/opinion/climate-ideology-is-dying-environment-change-policy-movement- 8c8fb882?st=PWd67z&reflink=article_email_share

222) Meet the scientists Trump could tap to undermine climate regulations - E&E News by POLITICO

223) Home - The Global Warming Policy Foundation

224) https://dailycaller.com/2025/04/27/opinion-trump-makes-america-independent-from-the-climate-grift-kevin-mooney/

225) https://principia-scientific.com/46-climate-change-denying-statements-made-by-former-ipcc-scientists/

226) blog post Wayne Brown on limitations of models

227) **https://www.climateskeptic.org/p/the-cancellation-of-professor-norman**

228) Physics Demonstrates That Increasing Greenhouse Gases Cannot ... Dr. Lindzen, Dr. Happer

229) US Department of Energy July 2025: *A Critical Review of Impacts of Greenhouse Gas Emissions on the US Climate*.
Authors – John Christy Ph.D, Judith Curry Ph.D, Steven Koonin Ph.D, Ross McKitrick Ph.D, Roy Spencer, Ph.D.

230) **https://co2coalition.org/publications/open-letter-to-federal-judicial-center-chair-john-roberts/** **Richard Lindzen, Ph. D.** Professor of Earth, Atmospheric, and Planetary Sciences,Massachusetts Institute of Technology **William Happer, Ph. D.** Emeritus Professor of Physics, Princeton University, **Steven Koonin, Ph. D.** Edward Teller Senior Fellow Hoover Institution, Stanford University

231)-Climate change: Ditching of climate forecast 'shows science isn't ...

232) These scientists attacked having written the July 2025, U.S. Department of Energy (DOE), report." Read **here**

233) The Science and Environmental Policy Project (SEPP) 1900

234) Scientists Say 'Climate Change Not Caused by ...

235) **https://tilakdoshi.substack.com/p/the-technocrats-are-falling-as-their Tilak Doshi** Henrik Svensmark Fired After Years of Climate Research

236) TWTW October 17 2026.pdf Ken Haapala, President, Science and Environmental Policy Project (SEPP)

528 Reference Articles

Question 9) What about the scientists' Man man-made Global Warming crisis consensus?

237) **Conventional Climate Science Threatens Civilization** Vijay Jayaraj here.

238) **https://www.coffeeandcovid.com/p/no-consensus-friday-october-17-2025** **Scientific Consensus**

239) **https://co2coalition.org/publications/co2-coalition-comment-2-on-epa-endangerment-finding/**

240) https://publichealthpolicyjournal.com/what-do-scientists-who-have-left-the-ipcc-intergovernmental-panel-on- climate-change-have-to-say-from-former-member-of-parliament-andrew-bridgens-elegram-channel-today/

241) Why Climate Science Is Not Settled - CO2 Coalition Vijay Jayaraj

242) https://restoration-news.com/trump-is-right-science-demands-that-we-overturn-the-endangerment-finding

243) Muddling the Judiciary's Understanding of Science - CO2 Coalition

244) Who Actually Wrote the Climate Manual for Federal Judges Roger Pielke Jr.

245) Jonathan Cohler and Willie Soon new paper on uncertainties in Ocean Heat Content (OHC) values IPCC communicate,

246) Women are speaking out against the climate agenda

247) **https://wattsupwiththat.com/2026/04/20/wrong-the-independent-the-atlantic-current-isnt-on-the-brink-of-collapse/**

248) IPCC Admits Apocalyptic Climate Scenarios Are "Implausible"

249) Follow the Science, Except When the IPCC's Own Climate Data Doesn't Cooperate – PJ Media

250) Final Rule: Rescission of the Greenhouse Gas Endangerment Finding and Motor Vehicle Greenhouse Gas Emission Standards Under the Clean Air Act | US EPA

251) RCP8.5 Scenario Abandoned by IPCC - clintel.org

252) https://www.cer-rec.gc.ca/en/data-analysis/energy-markets/market-snapshots/2016/market-snapshot-canadian-tidal-power- capacity-fourth-in-world-with-potential-add-up-7-000-mw-more.html

253) http://www.sepp.org/the-week-that-was.cfm... ***Ken Haapala, President, Science and Environmental Policy Project (SEPP)***

254) How Corrupted Science Poisoned Society – The Daily Sceptic

255) **https://co2coalition.org/2026/06/10/climate-alarmisms-reset-and-the-policy-reckoning-it-demands/**

256) RIP Climate Etc. - Climate Etc. - judithcurry.com

257) **Doshi** Henrik Svensmark Fired After Years of Climate Research

258)'**Offshore wind farms cost issues** https://on.ft.com/3tYAcfp

259) **Climate change catastrophism is a Leftist weapon to destroy capitalism** **Jordan Peterson**

260) Taking Us For Fools–Roger Pielke - Watts Up With That?

528 Reference Articles

Question 9) **What about the scientists' Man man-made Global Warming crisis consensus?**

261) Global Warming, Climate Change, and Scientific Consensus have not been Proven Read it here. **John Clauser**

262) EPA's Carbon Repeal Saves Billions, Protects Energy Supplies

528 Reference Articles

Question 10) If CO_2 is good and climate always changes, what about other fossil fuel pollutants and alternative energy adoption

263) https://open.substack.com/pub/robertbryce/p/the-iron-law-of-power-density part?r=ukert&utm_campaign=post&utm_medium=email

264) **Renewables cannot replace reliable energy sources in UK** https://gridwatch.co.uk/

265) **Problems with windfarms** http://digitaleditions.telegraph.co.uk/data/1503/reader/reader.html?social#!preferred/0/package/1503/pub/1503/page/69/article/ NaN

266) https://www.texaspolicy.com/wp-content/uploads/2023/10/2023-10-TrueCostofEVsBennettIsaac.pdf?__hstc=123760149.0b6c4a768d8814345847cae6a32008e7.1693587828998.1698185365265.1698235788581.87&__hssc=123760149.10.1698235788581&__hsfp=2439428725

267) Ross Clark Net Zero Watch **The Retreat from Net Zero**

268) https://www.city-journal.org/article/the-magical-thinking-behind-the-energy-transition

269) **https://wattsupwiththat.com/2024/11/13/president-trump-the-final-nail-in-the-coffin-of-the-global-environmental-agenda/**

270) https://financialpost.com/opinion/climate-policy-turning-point

271) https://www.newsmax.com/larrybell/co2-climate-change/2024/12/01/id/1189976/

272) https://en.wikipedia.org/wiki/Small_modular_reactor

273) **Canada:** Banks quit Carney's Net Zero alliance. Giving up the ideology is next. | Financial Post

274) **International BRICS countries** declared that their domestic energy needs and economic well-being will take precedence over International climate agreements like "net zero" initiatives. https://co2coalition.org/2024/11/18/brics-kazan-declaration-trumps-cop29-climate-blather/

275) https://journalposts.com/trump-hits-multiple-home-runs-on-climate-and-energy-resetting-america-back-on-a-path-to-energy- security-independence/

276) **Tidal energy** http://euanmearns.com/swansea-bay-tidal-lagoon-and-baseload-tidal-generation-in-the-uk/

277) https://boereport.com/2023/08/29/alex-epstein-returns-to-alberta-with-a-prescription-for-effective-energy-dialogues/

278) **Is an Energy System Transformation Even Possible?**

279) **The Rise and Rise of King Coal - by Tilak Doshi**

280) Natural Gas or Coal – Lars Schernikau

281) **The 32-year-old nuclear scientist busting the 'Net Zero myth'**

282) ASEAN Nations Return to Fossil Fuels, Back Away From Net Zero Plans

283) The Real Competition Behind the U.S Coal Revival

284) Decline of the Great North American Decarbonization Charade - CO_2 Coali tion

528 Reference Articles

Question 10) If CO_2 is good and climate always changes, what about other fossil fuel pollutants and alternative energy adoption

285) Corporate Analysis The Unpopular and Hard Truths of Coal Power The Lifeblood of the U.S.A. July 14, 2025 by Storm Technologies

286) **USA Coal electricity costs** https://www.eia.gov/electricity/monthly/epm_table_grapher.php?t=epmt_5_6_a;

287) Natural Gas or Coal – Lars Schernikau

288) ***Positive advancements in Modular Nuclear Reactors*** https://blog.gorozen.com/blog/trumps-nuclear-revolution-the-policy-that-could-redefine-u.s.-power?utm_campaign=Weekly%20Blog%20Notification&utm_medium=email&_hsenc=p2ANqtz--ARtNpwGZhOxskH6o-PJf8tkcG1Phg55fC8tMmK4FRzxbcMNRICxyVvUJw3GRT1cZw3JMkavxfVuq6BleWy-swyFwCvQ&_hsmi=390899319&utm_content=390899319&utm_source=hs_email

289) A nuclear energy resurgence is underway. Published in *MasterResource* November 20, 2025.

290) Japan's Green Energy Failures Serve as a Warning to the US: Don't Fall for the Climate Agenda - CO_2 Coalition

291) Why are developing economies pursuing small modular reactors? - America Out Loud News

292) https://www.sirotinintelligence.com/were-sitting-on-100-trillion-and-want-to-pay-400-billion-to-throw-it-away-steven-curtis-on-americas-nuclear-waste-delusion-why-the-nrc-should-be-shut-down-and-how-texas-could-lead-the-f/

293) America's nuclear comeback is finally here

294) **https://www.americaoutloud.news/despite-international-energy-agency-forecasts-coal-is-booming/**

295) Commercial reactor approved by the US government (More)

296) Update on nuclear power (1440 Topics)

297) Dozens of Labour MPs write to Keir Starmer demanding party waters down net zero commitments

298) Coal, The Fuel We Ignore But Cannot Replace

299) Affordable, Reliable, and Clean: An Objective Scorecard to Assess ...

300) **ICYMI: X-energy, an Amazon-backed**small reactor and nuclear fuel startup, raised $1 billion *Go deeper*

301) **TerraPower, Bill Gates-backed** nuclear utility-scale advanced nuclear power plant" in the U.S. *The WSJ has more.*

302) MIT scientists say fusion overcoming energy challenges

303) Perceptions vs. Reality | Dick Storm's Thoughts on Energy, Education, Economic Prosperity & Environmental Blog #ENERGYREALITY, COAL

304) Zap Energy: The first fission-fusion company - Watts Up With That?

305) Let's Get on with Building More New Coal Plants - CO_2 Coalition Richard Storm

306) Fueling the Coming Nuclear Renaissance - Watts Up With That?

307) Department of Energy Celebrates Second Advanced Reactor Achieving ...

528 Reference Articles

Question 10) If CO_2 is good and climate always changes, what about other fossil fuel pollutants and alternative energy adoption

308) Doug Casey on Why Uranium has Enormous Upside Potential

309) The Coal Reality That Western Policy Ignores — NCEA

310) Global Air Conditioning: Adaptation in Action (warming alarmists ...

311) America is watching the world's movement to nuclear power ...

312) **https://co2coalition.org/2026/08/14/hoping-for-an-energy-intensive-future/**

313) **Aussie Coal Plants to Stay Operational Thanks to a "Souring" Renewable Investment Environment**

314) Hydrogen: Long on promise but short on delivery – Medium

315) How to Fulfill the Great Potential of Nuclear Energy. Affordable, Clean ...

316) Tech Companies Drive Nuclear Power Plant Expansions, More Electricity

528 Reference Articles

Question 11) What are the negative implications of pursuing a carbon-neutral policy?

317) https://www.dailymail.co.uk/columnists/article-12493679/RICHARD-LITTLEJOHN-No-heat-pump-thermals-youre-nicked.html?ito=native_share_article-top

318) https://financialpost.com/opinion/lawrence-solomon-finally-its-safe-for-the-whistleblowers-of-corrupted-climate-science-to-speak-out

319) Jusper Machogu on Twitter: "Good morning from Kisii Kenya. What is it like to live here without fossil fuels? Some refer to it as 'Sustainable', I agree, only if its definition changes to 'break your back if you want to eat even though you'll be poor forever' I am weeding our maize. https://t.co/9FYo8Pql5W" / Twitter

320) https://www.telegraph.co.uk/politics/2023/07/29/tory-pms-systematically-dishonest-1-trillion-cost-net-zero/;

321) https://driving.ca/column/motor-mouth/scary-putting-out-ev-fire-firefighting-battery-electric-vehicle

322) Commentary: "Green Energy" is Neither Energy Nor Green – Alex Epstein - Energy News for the United States Oil & Gas Industry | EnergyNow.com

323) https://www.foxnews.com/politics/study-casts-doubt-electric-vehicles-climate-cost-benefits-wont-achieve-goals-intended

324) https://www.manhattancontrarian.com/blog/2022-12-1-the-manhattan-contrarian-energy-storage-paper-has-arrived

325) https://www.powerlineblog.com/archives/2023/10/another-nail-in-the-global-warming-coffin.

326) Germany set to miss Net Zero target as climate efforts falter Reuters, 22 August 20223

327) Joel Kotkin: The inhumanity of the green agenda (msn.com)

328) Calgary Herald ePaper The anti-fossil fuel dilemma

329) https://www.theepochtimes.com/article/infographic-climate-scientists-credibility-hurt-5552652?utm_source=ref_share&src_src=ref_share&utm_campaign=mb-cc&src_cmp=mb-cc

330) Dutch coalition party calls for stop on wind turbines on land after devastating Clintel report Nov 9, 2024

331) https://co2coalition.org/2024/11/18/brics-kazan-declaration-trumps-cop29-climate-blather/

332) http://digitaleditions.telegraph.co.uk/data/1565/reader/reader.html?social#!preferred/0/package/1565/pub/1565/page/73/article/NaN

333) (https://www.gov.uk/government/collections/international-energy-price-comparisons)

334) (https://www.energyinst.org/statistical-review)

335) Power Do wn Blunder – Doomberg Energy problems in Australia due to reliance on renewables 140)

336) https://www.realclearenergy.org/articles/2025/01/05/the_climate_agendas_march_through_the_institutions_can_it_be_stopped_1082512.html

337) Solyndra: A Case Study in Green Energy, Cronyism, and the Failure of Central Planning

338) Ed Miliband's net zero plans branded 'fantasy' in damning letter from top scientist

339) https://www.yahoo.com/news/11-years-celebrated-opening-massive-000749414.html

340) https://davidturver.substack.com/p/record-cfd-subsidies-in-2024 - UK CfD subsidies were £2.4 billion 2024 alone

341) Sweden to lift the ban on uranium mining, plans to build 10 nuclear plants Mining Technology, 21 August 2023

342) Net Zero "Nearly 13 million UK homes skip heating due to energy bill fears" Energy Live News, 22 August 2023

343) The recent shutdown of the Bernagues wind farm in Hérault

344) UK Government looking into "watering down" plans for Net Zero EV mandate GB News, 21 August 2023

345) Scottish government faces heat pump rebellion over 'exorbitant' bills The Daily Telegraph, 21 August 2023

346) Voters won't accept 'economic destruction' to reach Net Zero The Daily Telegraph, 20 August 2023

347) New Scientist: How worried should we be about climate change? Net Zero Watch, 23 August 2023

528 Reference Articles

Question 11) What are the negative implications of pursuing a carbon-neutral policy

348) Coral reefs may have adapted to ocean warming The Times, 23 August 2023

349) Ian O'Doherty: Ireland's bonkers plan to kill cows to save the planet The Spectator, 20 August 2023

350) Will the rising cost of green energy cost US Democrats next year's elections? Politico, 22 August 2023

351) Dominic Lawson: Issues with the prospect of giant turbines or an army of pylons wrecking their views Daily Mail, 21 August 2023

352) The Electric-Vehicle bubble starts to deflate The Wall Street Journal, 21 August 2023

353) Are human beings triggering earthquakes and causing volcanoes? The Daily Sceptic, 22 August 2023

354) https://edition.pagesuite.com/infinity/article_popover_share.aspx?guid=6319d212-c1e9-47fd-bb56-5ab8ddf6eac4

355) Statistics Norway reports *that man-made CO_2 emissions do not cause systematic changes in temperature*

356) https://www.texasmonthly.com/news-politics/sweetwater-wind-turbine-blades-dump/

357) https://hotair.com/tree-hugging-sister/2024/05/24/the-lithium-ion-battery-energy-storage-facility-blaze-you-hadnt-heard-aboutis-still-burning-n3788991

358) A Renewable Energy Transition Violates The Maximum Power Principle | Art Berman

359) https://financialpost.com/opinion/net-zero-global-emissions-rising-not-falling

360) Nuclear safety report – Jersey https://www.gov.je/news/2024/pages/channelislandspublishreportonpotentialnuclearriskstoislanders.aspx

361) https://co2coalition.org/2024/10/14/western-households-sacrifice-as-asians-splurge-on-coal/

362) https://financialpost.com/opinion/climate-policy-turning-point

363) https://www.cnbc.com/2024/11/08/toyota-california-ev-mandates-impossible.html

364) https://financialpost.com/opinion/bjorn-lomborg-climate-spending-costs-more-than-climate-change

365) https://financialpost.com/opinion/solar-wind-power-expensive

366) Physics First Energy Policy - by David Turver

367) The actual cost of the decarbonization agenda is significant Vijay Jayaraj here

368) Belgian Wind Project Vetoed; Global Total Of Renewable Rejections Hits 1,104

369) https://financialpost.com/opinion/global-warming-policies-hurt-poor Bjorn Lomberg

370) https://tilakdoshi.substack.com/p/starmers-eu-reset-tethers-the-uk

371) https://dieterhelm.co.uk/energy-climate/british-energy-policy-not-cheap-not-home-grown-and-not-secure/

528 Reference Articles

Question 11) What are the negative implications of pursuing a carbon-neutral policy

372) **Kathryn Porter: The True Affordability of Net Zero**

373) **High renewables cost to UK** https://www.ref.org.uk/ref-blog/390-uk-renewable-electricity-subsidy-totals-2002-to-the-present-day

374) **DR. BYRON CAPLAN LECTURE ON FUTURE OF FOSSIL FUELS** LISTEN NOW · 1:15:56

375) **Africa's impact https://www.climateskeptic.org/p/africas-renewable-leapfrog-is-a-dangerous**

376) Activists call for climate skepticism to be outlawed, and experts say it shows growing desperation | Just The News

377) ilak's Substack | Tilak Doshi | Substack

378) The Ongoing Fiction of Cheap Wind and Solar - CO2 Coalition

379) Solar Blasphemy in India's Thar Desert - CO2 Coalition

380) *The Hill published my article* **Britain's net-zero scheme is being derailed by opposition to solar and wind projects**

381) In his first 200 days, Trump has overturned Biden climate agenda at breakneck speed, report shows | Just The News

382) ttps://x.com/PeterDClack/status/1954035639500038283

383) Wind farms to blame for rising energy bills, says Ofgem – Yahoo

384) Endangerment Finding Endangers Our Fuels, Forests and Freedom Slides SPN For Distribution 2025 08 24 (2).pdf

385) Energy Price Cap Goes Up Again – and No, it's Not Because of the Price of Gas – The Daily Sceptic

386) The BBC and Climate Change A Triple Betrayal Christopher Booker

387) US climate grants cancelledhttps://lists.theepochtimes.com/links/lnGtCLkk1/HhryKHE6n/wjB20Nb9veRV/5MSanGiq2F

388) The Tide is Turning Decisively Against Net Zero

389) **If Europe Pursues Artificial Intelligence, Net Zero Must Go** *MasterResource* Sept 10, 2025.

390) **Offshore Wind Facilities Are Poisoning the Seas** Marine Pollution Bulletin; The Fisherman; Yahoo News

391)**The delusional EU believes it can wield carbon tariffs as weapons.https://tilakdoshi.substack.com/p/europes-days-of-carbon-colonialism**

392) this article about UK elite's collapsing consensus on climate change.

393) Britain warned of tight energy supplies this winter

394) Spain at risk of fresh net zero blackouts

395) Trump's Withdrawal From Collapsing Climate Narrative

396) Net zero is killing energy sector, warns union - PressReader

528 Reference Articles

Question 11) What are the negative implications of pursuing a carbon-neutral policy

397) Bill Gates and others change their views on seriousness of Climate Change Prediction of Climate Catastrophe Loses Some of Its Strongest ...

398) Offshore wind farms environment impact https://www.linkedin.com/posts/larsschernikau_heres-exactly-how-offshore-wind-farms-in-activity-7362949056609628160-zuvz?utm_source=share&utm_medium=member_desktop&rcm=ACoAAAACWDIBASCdCewbOMLXSA38-vnieLbUI3M

399) **News about Sweden's Pension Disaster Rings Alarm Bells For ...**

400) **American-Japanese Pact Signals Ascent of Energy Realism Read article here**

401) https://financialpost.com/opinion/bjorn-lomborg-wests-best-climate-bet-fuel-research-development

402) The climate cult's dissolution is inevitable Vijay Jayaraj

403) **Media doing 'damage control' as widely reported study on cost of climate change gets retracted**

News about Media Doing 'damage Control' As Widely Reported Study ...

404) Norway Avoids 'Green' Energy Quicksand - Vijay Jayaraj

405) *NewsBlaze* on November 27, 2025 **Affordability Crisis: Gavin Newsom and the California Energy Disaster**

406) **https://www.americaoutloud.news/attacking-global-electricity-poverty/** Co-authored by ***Ronald Stein*** and ***Jimmie Dollard***

407) *WattsUpWithThat.com,* **Twenty Years Of Watching The Thermometer… And The Narrative**

408) Europe is waking up to the follies of 'green energy' **CRAIG RUCKER, OPINION CONTRIBUTOR – THE HILL 01/08/26**

409) What to know about the world's great climate collapse Amy Harderan 13, 2026

410) Climate Change Weekly #568

411) https://www.americaoutloud.news/the-transition-to-net-zero-emissions-is-a-tax-on-the-air-you-breathe/

412) Global climate change business was a US$3.4 trillion/year global industry in 2025 https://ebionline.org/product/climate-change-business-journal-volume-xviii-numbers-7-8-3-q3-2025-global-climatechangeindustry/?utm_source=chatgpt.com#:~:text=the%20%243%2C400%20billion%20climate%20change%20industry

413) Households hit with higher bills in £1bn 'racket' that sees wind farms paid to turn off power | The Independent

414) **Honeywell CEO Says Datacenters, Cement Industry Need Gas, Not Renewables**

415) South Korea's Developing Net Zero Debacle - CO_2 Coalition

416) Real Environmental Crisis Is Not Climate Change - CO_2 Coalition

417) Net zero is no longer a scientific goal; it's a financial one pic.x.com/lPLsBbqaTE

418) General CO_2 reductions by countries https://financialpost.com/opinion/uk-net-zero-revolt-wake-up-call

528 Reference Articles

Question 11) What are the negative implications of pursuing a carbon-neutral policy

419) How China Sold America the Wind Turbine Scam

420) Dr. Matthew M. Wielicki on X: "Can We Really Trust the Global Temperature Record" / X

421) America's Irreversible Goodbye to Climate Governance - CO2 Coalition . *Dr. Samuele Furfari*

422) 2026 02 10 WSJ Trump to Repeal Landmark Climate Finding in Huge Regulatory Rollback.pdf

423) Climate Change and Energy: World Leaders in Turmoil Steve Goreham

424) pic.x.com/Qc4sXAPTUJ The catastrophic cost of energy consequences of Net Zero.

425) The Climate Change Racket - The Epoch Times

426) **Carbon tax hurts farmers** **https://freebeacon.com/democrats/arkansas-senate-candidate-running-to-fight-for-farmers-backed-carbon-tax-that-could-cost-them-hundreds-of-millions-of-dollars/**

427) **Kathryn Porter** **recent report on her country's electrification strategy**

428) The 2025 Department of Energy's "*A Critical Review of Impacts of Greenhouse Gas Emissions on the U.S. Climate*

429) Heat pumps for all…or maybe not? – The Unpopular Truth

430) Are the Strongest Nor'easters Getting Stronger? A Closer Look

431) **https://co2coalition.org/2026/02/25/epas-co2-reversal-is-welcome-opening-for-developing-world/**

432) EPA Retires Its Crystal Ball, Lets America Exhale (Carbon Included) Repeal of endangerment finding re CO2

433) Sir Jim Ratcliffe takes aim at Ed Miliband over net zero as he warns …

434) New energy policies in California threatening America's national security

435) **Politicians Who Cut Solar and Wind Subsidies Saved Our Grid** **Alex Epstein**

436) **The Strait of Hormuz's Bitter Lesson for the European Union - CO2 Coalition**

437) **https://frontiercentre.org/2026/03/28/a-u-s-court-case-could-upend-climage-change-policy/** US case could upend climate policies

438) From the Strait of Hormuz to Cuba, Net Zero is Dying – Mark Carney …

438) India Helps US Repair 'Green' Wreckage - CO2 Coalition

440) 'Eco-Friendly' Energy Slaughtering Wildlife - USSA News

441) Feed | CO2 Coalition Discussion Group **Where is "full electrification" as a political issue in the 2026 and 2028 elections?**

528 Reference Articles

Question 11) What are the negative implications of pursuing a carbon-neutral policy

442) https://www.staradvertiser.com/2026/04/09/breaking-news/climate-change-denial-sees-a-resurgence-in-trumps-washington/

443) Tensions in the Strait of Hormuz force us to reconsider material ...

444) The hidden subsidies behind UK solar expansion Paul Burgess

445) Uk_True_Cost_Of_Electricity (1).pdf Paul Burgess

446) recent report on her country's electrification strategy (UK)

447) The Chance of Blackouts - Watts Up With That? Kevin Kilty

448) **Via Reuters, the Commerce Department** announced preliminary antidumping duties on solar cells and panels from India, Indonesia and Laos, "the latest in a string of tariffs imposed over a decade on solar imports from Asia."

449) Rethinking the cost of electricity – The Unpopular Truth

450) Britain's Skyrocketing Green Energy Prices are Forcing Internet Providers to Ration Access - Watts Up With That?

451) Why the UK and EU Keep Doubling Down on Net Zero Dogma in the ... Tilak Doshi

452) Balsa Trees Illegally Logged for Wind Power - Watts Up With That?

453) Oversupply Of Volatile Solar Energy Leads To Record NEGATIVE Prices!

454) Climate Change Weekly # 578— Countries and

455) What about Earth's Threatened and Endangered PEOPLE? **Watts Up With That**

456) Renewables Obligation Subsidies Top £100 Billion – The Daily Sceptic

457) A Generation of Kids Thinks They Have No Future. Science Just ...

458) Countries and Industries Are Abandoning or Reducing Net-Zero Commitments **Climate Change Weekly # 578**

459) ASEAN Nations Return to Fossil Fuels, Back Away From Net Zero Plans

460) https://davidturver.substack.com/p/renewables-are-more-expensive-than-gas

461) Billions have been wasted on UN's climate change lies - New York Post

528 Reference Articles

Question 11) What are the negative implications of pursuing a carbon-neutral policy

462) Energy Apartheid Denying Africa Tech Future – USSA News | The Tea Party's Front Page. By Vijay Jayaraj

463) Quango costs balloon amid Miliband net zero push - The Telegraph

464) The Garroting of Big Wind - Robert Bryce

465) Why is the Financial Times Encouraging Parents to Make Their Children Anxious About Climate Change?

466) Weekly Climate and Energy News Roundup #694 - Watts Up With That?

467) ESR | Worry about climate fearmongering – not climate change

468) Full System Costs of UK Onshore, Offshore and Floating Wind ...

469) Too Much Wind and Too Much Sun - USSA News

470) Can solar and wind + batteries really provide 24/7/365 electricity? - The Unpopular Truth

471) https://co2coalition.org/2026/06/22/what-climate-crisis-indonesia-taps-fossil-fuels/

472) Renewable Energy Will Dismantle Society - converseer.com

473) 1, Germany's household power prices 5th highest in the world – report

474) 2, Top 20countries with highest electricity prices

475) 3, Expensive German electricity

476) 4] Germany is a leader in renewables, so why does it have one of the highest EU electricity prices?

477) SMMT Wake Up To Damage Caused By EV Mandates - Watts Up With That?

478) Europe's Crisis Is Energy Poverty, Not a Heat Wave

479) Solar Tax Credits: 1978–2026 (never enough) - Watts Up With That?

480) I Once Pushed for Strict Climate Targets as an MEP But I Changed My Mind: Here's Why – The Daily Sceptic

481) Net zero climate remediations and potential terminal ... depletion of global critical metal resources

482) Japan Chooses Reliable Energy Over Climate Nonsense Of Course Heat Pump Use is Going to Be Rationed – What Did You ...

528 Reference Articles

Question 11) What are the negative implications of pursuing a carbon-neutral policy

483) Of Course Heat Pump Use is Going to Be Rationed – What Did You ...

484) Britain's National Security Must Not Be Sacrificed to Net Zero

485) Trump is Right to Take On the Climate Litigation Complex

486) The Current State of Full Electrification David Debertin Feed | CO2 Coalition Discussion Group

487) **https://co2coalition.org/2026/07/24/eus-pretense-of-transition-leadership-is-an-economic-loser/**

488) Comments On Golden Eagle Errors In Wyoming's Wildlife Action Plan

489) Utopian Dreams of Net-Zero - Watts Up With That?

490) India To Climate Cartel: Count Us Out - CO2 Coalition

491) Climate Change Weekly # 586— Wind Trash Is a Problem on and ...

492) The True Cost of Green Subsidies is Much Higher Than Politicians Admit – The Daily Sceptic

493) China's Great Wall of Fossil Fuels | RealClearEnergy

494) The energy nobody counts - The Unpopular Truth

495) More than 200 homes damaged by solar panel fires in a year

496) India To Climate Cartel: Count Us Out - CO2 Coalition

497) CFACT Co-Sponsors EIKE European Climate Conference Highlighting Science Over Alarmism – Climate Depot

498) Australia's Green Hydrogen Dream Collapses - Watts Up With That?

499) ESR | The biggest garbage heaps in human history

500) The End of 'Green' Enslavement in Latin America - Townhall

501) Wyoming needs eagle death numbers before it approves more wind ...

502) Climate NGOs and Foundations: The Hidden Conflicts of Interest

503) Kathleen Stock is Right About UK's Role in Climate – But Wrong About ...

528 Reference Articles

Question 11) What are the negative implications of pursuing a carbon-neutral policy

504)https://co2coalition.org/2026/08/31/new-yorks-new-solar-religion-is-absolutely- devastating-to-wildlife-farmland/

505) ONS Peddling Fake Heatwave Deaths Scare

506) The Energy Future: Made in China By Coal | RealClearEnergy

507) Norway Rejects Climate Orthodoxy's False Choice, Builds Wealth

508) Energy Reality Forces Tech to Ditch Climate Virtue Signaling - CO2 Coalition

509) https://www.theblaze.com/columns/opinion/clean-energy-isn-t-telling-the-whole-story

510) As a Former Head of MI6 it's Clear That Britain's Climate Policy is Leaving Us Dangerously Exposed to Our Enemies

511) Fantasy Climate Models Effectively Denied Energy to the Poor: The ...

512) Another Big Step In The Removal Of Destructive "Climate" Regulations

513) China Wants More Coal - Watts Up With That?

514) NYC Turns Back to Gas Buses After Finding Out the Hard Way That the Electric Versions Have Big Problems

515) U.K. Met Office under fire for fabricating temperature ... Paul Homewood

516) "Stop Climate Shakedowns Act of 2026" - Master Resource

517) How I Was Brainwashed Into Becoming a Biased Climate Reporter

518) India Rejects UN Climate Politics in Favor of Industrialization

519) Reference CO2 Coalition article: Feynman's Wisdom and the Facts About CO2

520) Climate Lawsuits Fail Constitutional And Scientific Review — Daily Caller News Foundation

521) Feynman, the Courtroom, and the Endangerment Finding

522) https://wattsupwiththat.com/2026/10/10/my-comments-on-the-suncor-v-boulder-climate-case/

523) You Pay Each Month for Closing Coal Power | RealClearEnergy

528 Reference Articles

Question 11) What are the negative implications of pursuing a carbon-neutral policy

524) Europe Cooks With Gas; Africa Breathes Smoke - CO2 Coalition

525) **A rational evidence based look at heat pumps in the UK**

526) Wind Farm Scandel - - Paul Burgess

527) https://www.telegraph.co.uk/gift/1eaaab6c0a2234b3 The Jackdaw decision is a telling sign of dissent among UK Labour's climate faithful

528) Wind Turbines vs Nature: How Reckless Renewables Are Destroying ...

75 Referenced Scientists, Professionals

- **Ron Barmby** Professional Engineer
- **Joe Basterdi** Professional Meteorologist
- **Larry Bell** professor of space architecture at the University of Houston
- **Robert Bryce** Reporter, author, filmmaker, and public speaker on energy, power, and politics
- **Paul Burgess** BSc, MSc, Eng Water Resource and Environmental, plus Computer Modelling experience and expertise
- **David Burton** BS in Systems Science Michigan State University, and an MA in Computer Sciences The University of Texas at Austin.
- **Dr H. Sterling Burnet** Director, Arthur Robinson Center Climate and Environmental Policy
- **Dr. Byron Caplan** professor of economics George Mason University
- **Dr John Christy** professor of Atmospheric Science and Director Earth System Science Centre Univ. of Alabama

  Peter Clack climatologist and researcher specializing in climate change and sea level rise

  Roy Clark retired engineer and climate researcher, Noble Prize for work on Climate Model Errors
- **Dr. John Clauser** recipient of the 2022 Nobel Prize in Physics ; degrees from Caltech and Columbia University.
- **Dr. Les Coleman** Engineer, distinguished academic and financial strategist in finance, risk management and sustainability
- **Dr. John Constable** Cambridge, Renewable Energy Foundation
- **Dr.Judith Curry** climatologist, former chair School of Earth and Atmospheric Sciences at the Georgia Technology.
- **Dr Adrian Demaid** Emeritus Professor of Engineering Open University, consulted on Sustainable Urban Development
- **Dr. Hadi Dowlatabad** (UBC) Canada Research Chair, Inst for Resources, Environment & Sustainability,
- **Professor David Dilley former meteorologist, researcher: meteorologist, climatologist,global weather oscillations**
- **Thomas S. Drolet** Career in Energy, including Nuclear Power, Fusion Power, Nuclear Fuel Supply, major projects in Coal, Natural Gas, distributed generation, Oil and Renewables (Geothermal, Hydroelectric, Solar and Biomass).
- **Dr Freeman Dyson** PhD math, physics, Institute for Advanced Study in Princeton.
- **Alex Epstein** philosopher and energy expert, creator of EnergyTalkingPoints and Center for Industrial Progress
- ***Dr Ivan Giaever*** engineer and physicist who shared the Nobel Prize in Physics

75 Referenced Scientists, Professionals

- **Tom Gallagher** MSc Geoscientist
- **Dr. Indur Goklany** Science Policy advisor US Dept of the Interior, BA, MSc and PhD Electrical Engineering, Climate Policy Review
- **Steven Goreham** scholar, researcher in energy/environmental policy, engineer and business executive
- **Ken Gregory** B.AppSc, professional engineer
- **Dr. William Happer** Professor Physics, Princeton University, specialized in atomic physics, optics, spectroscopy
- **Dr. Ole Humlum** Meteorologist, former Professor of Physical Geography at the University Centre in Svalbard, Norway, and Emeritus Professor of Physical Geography, University of Oslo, Norway.
- **Dr. Les Hatten** mathematician, geophysicist, computer scientist, career in weather prediction and climatology
- **Dr. Howard "Cork" Hayden** Prof. Emeritus of Physics, University of Connecticut, USA
- **Tony Heller** realclimatescience.com
- **Dr. Roger Higgs** geologist
- **Walt Johnston** geophysicist
- **Dr. Vijay Jayaraj** MS environmental sciences U of East Anglia, energy management Robert Gordon University, engineering Anna University India
- **Mark Gerard Keenan** researcher, author, worked with the UK Dep of Energy & Climate Change, the U. N. Economic Commission for Europe.
- **Konstantin Kisin** British political commentator, comedian and co-host of the Triggernometry podcast
- **Dr. Steven Koonin** theoretical physicist, former director the Center for Urban Science and Progress at New York U
- **Lord Nigel Lawson** British politician, journalist who served Financial Secretary-Treasurer and Secretary of State Energy

75 Referenced Scientists, Professionals

- **Dr Richard Lindzen** (MIT) American atmospheric physicist atmosphere, atmospheric tides, and ozone photochemistry
- **Bjorn Lomborg** visiting fellow at the University of Stanford
- **Dr. Wallace Manheimer –** leading nuclear physicist
- **Dr. Euan Mearns** Geology Honorary Research Fellow at The University of Aberdeen
- **Mark Mills** Energy Expert and Senior Fellow Manhaton Institute
- **Lord Christopher Monckton** Cambridge graduate, journalist and political advisor
- **Dr. Patrick Moore** – ecologist UBC, co-founder of Greenpeace
- **Dr. Tom Moser** NASA Engineer
- **Chris Morrison** Former financial journalist and publisher.Environment Editor of the Daily Sceptic
- **Jeremy Nieboer** Lawyer educated at Harrow School and Oxford
- **Dr. Roger Pielke Jr** Ph.D. in political science, all from the University of Colorado Boulder
- **Ian Plimer** Geologist
- **Dr. Jordan Peterson Keynote speaker, professor au U of Toronto, clinical Psychologist and author of books**
- **Kathryn Porter** an independent energy consultant, Master's degree in Physics and an MBA
- **Dr. Terry Richard PhD Engineering Physics** experience in advanced technology and financial organizations,
- **Lord Matt Ridley** a science and environment writer, journalist and businessman
- **Dr. John Robson** Historian and Journalist
- **Dr. M.J. Sangster** Author of The Real Inconvenient Truth: It's Warming, but It's Not CO_2
- **Dr. Lars Schernikau** Commodity Trader, Energy Economist, Entrepreneur, Author
- **Michon Scott** and **Rebecca Lindsey P**aper of earth temperature history
- **Dr. Nir Shaviv** Professor at the Racah Institute of Physics of the Hebrew University of Jerusalem.
- **Michael Shellenberger** Environmentalist

75 Referenced Scientists, Professionals

- **Dr S. Fred Singer** Atmospherc physicist, emeritus professor of environmental science, U. of Virginia
- **Dr. William H. Smith** doctorate Princeton University, Professor of Earth and Planetary Sciences, Washington University St. Louis, Missouri,
- **Lawrence Solman E**xecutive director of Energy Probe an environmentalist group
- **Dr. Willie Soon** –Astrophysicist and geoscientist Center for Environmental Research and Earth Sciences
- **Jim Steele** Master's degree in ecology from San Francisco State University
- **Jerger Peder Steffensen,** Curator Nels Bohr Institute Department of Geophysics
- **Ronald Stein** Engineer, energy consultant, author on energy, environmental policy
- **Dr. Henrik Svensmark** Professor in the Division of Solar System Physics Danish National Space Institute I
- **Dr.Javier Vinos,** Researcher Howard Hughes Medical Institute, UK Medical Research Council, Spanish Scienticic Research Council
- **Dr.Van Wijngaarden** is a professor in the Department of Physics and Astronomy at York University in Toronto
- **Anthony Watts** A former television meteorologist and current radio meteorologist
- **Dr. Mathew M . Wielcki** Earth Science Professor
- **Gregory Wrightstone** Geologist a Senior Fellow at the Cornwall Alliance, Executive Director CO_2 Coalition
- **Professor Antonino Zichichi** holder of Italy's, Knight Grand Cross of the Order of Merit of the Italian Republic

Research Findings

Biography of Graeme Phipps compiler of this presentation material

- A **professional Geophysicist/Geologist** and **director of 2 oil and gas companies** with over 50 years experience in the International oil and gas industry. Graeme has spent **21** years as director of various companies (11 different Boards, 7 public, with roles on Audit, Reserves, Compensation, Corporate Governance, EH&S and Special Committees plus being Chairman of one public company, plus the principal of Phipps and Associates – an oil and gas consulting firm). Graeme was President of CEP International/PetroKamchatka Plc./East Siberian Plc. (2007 – 2020). In 2005, Executive VP of PetroKazakhstan to become President and CEO which was successfully sold for $4.2B in late 2005. Exploration and International VP for Petro-Canada (2001 -2002) and VP Corporate Planning and VP Canadian Division for Nexen (1994 -2001). Graeme spent his first 20 years (1974 -1994) with Esso Resources and Exxon in technical, operational and management roles.
- Oil and gas experience in the Western Canada Basin, the Beaufort Sea area, the Arctic Islands and off the East Coast in Canada, the Gulf of Mexico USA, Yeman, North Africa, Romania, China, Gambia, Australia, Malaysia, Indonesia, Nicaragua, UK North Sea, Kazakhstan, Russia.
- Consulting and advisory experience (2002 – present) as the principal of Phipps and Associates, an Oil and Gas Executive Management consulting company, plus 5 years experience in Corporate planning: three years as VP Corporate Planning and Business Development at Nexen and two years with Exxon in their NY head office.
- Presently a director Tundra Oil and Gas Ltd and Buried Hill Serdar Ltd. and recently was a member of the Public Accounts Committee, Government of Jersey

Global Warming and CO_2

Reference Material Source David Burton

Introductions:

1. *Climate Curious* (alt or here), by environmentalist David Siegel: What he learned about climate change. (This is his web site.)
2. PragerU videos on climate, energy, and the environment (most of them are about five minutes long, by top experts).
3. 2018 Annual GWPF Lecture: *Global Warming For The Two Cultures*, by Prof. Richard Lindzen.

Debates:

4. BestSchools: Karoly/Tamblyn—Happer Dialogue on Global Warming, 2016-2017. An in-depth, balanced, written debate, between leading experts on both sides of the issue.
5. The SOHO Forum in Manhattan has hosted two debates between a top scientist on each side of the climate debate:

- On April 15, 2019 Craig Idso and Jeffrey Bennett debated the question, "Is Carbon Dioxide Endangering the Planet?" (video)
- On August 15, 2022 Steven Koonin and Andrew Dessler debated the question, "Do We Need to Rapidly Convert to Renewables To Save the Planet?" (video)
- On October 27, 2022 the Steamboat Institute hosted another debate between Steven Koonin and Andrew Dessler, this one at Oklahoma State University. They debated the question, "Does climate science compel us to make large and rapid reductions in greenhouse gas emissions?" (video) ↑

6. IQ2US Debate: Is Global Warming A Crisis? (video) was a 2007 televised debate between three top climate experts on each side, which is still surprisingly timely.

Global Warming and CO_2

Reference Material Source David Burton

Amicus brief:

7. Three top scientists briefed the judge on climate science, in the 2018 *Calif v. BP* lawsuit. It was educational for him, and it probably will be for you, too.

Physics & geophysics:

8. The warming effect of CO_2 and other so-called "greenhouse gases" is through what is called "radiative forcing." For an excellent discussion of it I recommend this 2014 UNC Physics Colloquium by Princeton atmospheric physicist Prof. Will Happer.

9. Wilson, 2012, Simple model to estimate the contribution of atmospheric CO_2 to the Earth's greenhouse effect.

10. Pierrehumbert, 2011, Infrared radiation and planetary temperature (and discussion).

11. In 2014, the American Physical Society held a seven hour long "Climate Change Statement Review Workshop," in which a panel of leading climate experts discussed the science of climate change, including a lot of discussion of climate sensitivity. The transcript is a daunting 573 pages long, but that's double-spaced and only about 135 words per page, and it is very educational.

Global Warming and CO_2

Reference Material Source David Burton

How much warming are we talking about, anyhow?

The WMO estimates that since the "pre-industrial" mid-to-late-1800s (late Little Ice Age) the Earth has warmed an average of 1.15±0.13 °C. So, what is the significance of that?

12. 1°C is the temperature change you get from an elevation change of about 500 feet.

13. At mid-latitudes, 1°C is about the temperature change from a latitude change of about 60 miles.

14. 1°C is less than the hysteresis (a/k/a "dead zone" or "dead band") in your home thermostat, which is probably 2-3°F. Your home's "constant" indoor temperatures are continually fluctuating that much, and you probably don't even notice it.

15. In the American Midwest, farmers can fully compensate for 1°C of climate change by adjusting planting dates by about six days.

16. Growing ranges for most important crops include climate zones with average temperatures that vary by tens of °C. Major crops like corn, wheat, potatoes and soybeans are produced from Mexico to Canada. Compared to that, 1°C is negligible.

Sea-level rise has not significantly accelerated:

https://sealevel.info/1612340_Honolulu_thru_2025-04_vs_CO2_annot1.png(

Many sites show no detectable acceleration, and at some sites sea-level is falling. The best studies of large numbers of high-quality coastal sea-level measurement records have reported detecting a negligible average acceleration of about 0.01mm/yr². If that amount of acceleration were to continue for 150 years, it would add four inches to sea-level.)

Global Warming and CO_2

Reference Material Source David Burton

17. www.sealevel.info (shameless promotion of my own web site -*DAB*).
18. Clickable thumbnails for NOAA's entire 2016 list of 375 long term trend tide stations.
19. "Acceleration" primer. (Do you know how to recognize "acceleration" in a graph?)

Hurricanes & tropical cyclones are **not worsening**:

20. Lin & Chan (2015), Recent decrease in typhoon destructive potential and global warming implications. *Nature Communications*, doi:10.1038/ncomms8182.

Klotzbach & Landsea (2015), Extremely Intense Hurricanes: Revisiting Webster et al. (2005) after 10 Years. *Journal of the American Meteorological Society*, doi:10.1175/JCLI-D-15-0188.1.
Chand *et al.* (2022), Declining tropical cyclone frequency under global warming. *Nat. Clim. Chang.* **12**, 655661. doi:10.1038/s41558-022-01388-4

21. Global Hurricane Frequency graph (twelve month running sums), from ClimateAtlas.com/tropical/.

22. Global Tropical Cyclone Accumulated Cyclone Energy graph (ACE), from ClimateAtlas.com/tropical/ (or similar but older graph from wunderground.com).
23. Alimonti & Mariani (2023). Is the number of global natural disasters increasing?, *Environmental Hazards*, doi:10.1080/17477891.2023.2239807. (See also these discussions of their 2022 paper: [1][2][3].)

Global Warming and CO_2

Reference Material Source David Burton

Tornadoes are becoming less destructive:

24. 2018 US tornadoes lowest in 65 years of record-keeping, by meteorologist Anthony Watts.
25. NOAA: U.S. Annual Count of Strong to Violent Tornadoes (F3+), 1954 through 2014 (graph).

NOAA stopped updating that graph in 2015, but our friends at Heartland have extended it with 2015-2024 data:

26. Climate at a Glance: Tornadoes, by Heartland Institute (graph).
27. WoodTV: Strong to Violent Tornadoes in the U.S. Trending Downward, by meteorologist Bill Steffen (graph).
28. Simmons, Sutter & Pielke (2013). Normalized tornado damage in the United States: 1950-2011, *Environmental Hazards*, Vol. 12, No. 2, 132 147, doi:10.1080/17477891.2012.738642.
29. Zhang, *et al* (2023). Time trends in losses from major tornadoes in the United States. *Weather and Climate Extremes*, Volume 41, 100579. doi:10.1016/j.wace.2023.100579.

Droughts are not worsening (and drought impacts are decreasing):

30. Global integrated drought monitoring and prediction system (and graph)
31. U.S. droughts are not worsening: NOAA NCDC U.S. percentage very wet or very dry (and graph).
32. European droughts are not worsening, either (and graph).

Global Warming and CO2

Reference Material Source David Burton

Climate change is not worsening forest fires:

33. The main factors affecting fires are land management and forestry practices.[2] Contrary to the shockingly dishonest propaganda from some quarters (like the misnamed factcheck.org site), global warming has negligible impact on wildfires.
34. NASA satellites monitor fires from orbit, and they've measured a decreasing trend in fires. NASA reports that, "*...MODIS [satellite instruments have measured] a decrease in the total number of square kilometers burned each year. Between 2003 and 2019, that number has dropped by roughly 25 percent.*" The percentage of the globe which burns each year has been declining since 2002. In 2022, the world hit a new record-low of 2.2% burned area.
35. If warmer temperatures significantly worsened fire risks, then in the United States forest fires would mostly occur in the South. But most large U.S. forest fires have been in the North. The worst forest fire in American history was in chilly Wisconsin, in October, 1871, when CO_2 (estimated from ice cores) was only about 288 ppmv. That one fire consumed about 1.2 million acres, and it is believed to have killed at least 1200 people. Many of them died of hypothermia, while trying to shelter from the fire in the frigid Pestigo River.
Here are some additional resources on U.S. fires: [1] [2] [3] [4] [5] [6a/6b]

Global Warming and CO2

Reference Material Source David Burton

Current temperatures are not unprecedented:

36. Scientists call warm periods, like the current warm period, "climate optimums." Current globally averaged temperatures are warmer than they've been in hundreds of years, but probably similar to temperatures during earlier climate optimums, like the Medieval Warm Period, the Roman Warm Period, and the Bronze Age Warm Period. Most studies find that current temperatures are substantially lower than they were during the Mid-Holocene Climate Optimum [2] [3] [4] [5], and several degrees below what they were during warmest part of the Eemian Interglacial.

Recent warming has not been unusually rapid:

37. Depending on which temperature index you choose (graph source), global temperatures are believed to have been rising at an average rate of between 0.06°C and 0.16°C per decade since 1958 (the start of the Mauna Loa CO_2 measurement record), as atmospheric CO2 level rose from 315 ppmv to 421 ppmv. Based on the trends in temperature and CO2 level, we could expect at most a little over 1°C of additional warming by 2100. That's a small change, and a very slow rate of change, in comparison with past natural changes in the Earth's temperatures. We know from ice core isotope analyses that over the last 100,000 years the Earth has experienced *dozens* of natural "Dansgaard-Oeschger events" (a/k/a "Greenland interstadials") in which temperatures changed at rates as rapid as several degrees per decade.

(*Caveat:* The most rapid changes are seen in Greenland ice cores, but Greenland's temperature changes tend, in general, to be at least twice as rapid as globally averaged temperature changes, due to "Arctic amplification.")

Those much larger and more rapid (but 100% natural!) temperature changes are known to have been globally synchronous, though much less abrupt in the southern hemisphere. They persisted for hundreds or (more typically) thousands of years — and nobody knows with certainty why they occurred.

Fortunately, those very large, abrupt temperature changes apparently did not cause mass extinctions. Mankind, polar bears, pikas, coral[2][3][4][5], and nearly every other existing species of animal and plant all survived those sharp climate changes. That suggests we needn't fear that the current (comparatively slight) warming trend could be catastrophic for them.

What about feedbacks?

38. Dozens of "feedback mechanisms" affect the Earth's climate. Some are "positive" (amplifying), others are "negative" (attenuating).

My web page on the topic includes an overview of how feedback systems work, how feedbacks are analyzed, and a comprehensive list of climate feedbacks, both positive and negative.

Global Warming and CO2

Reference Material Source David Burton

What about the claimed "97% consensus"?

39. **Q:** Is there a 97% consensus for climate alarmism, or did over 30,000 scientists say global warming is a hoax?

A: Neither. The best evidence is that manmade climate change is real, but modest and benign. The only consensus is that emissions of so-called "greenhouse gases" (GHGs) help warm the Earth. There's no consensus that it's harmful. A warmer climate is generally beneficial, which is why scientists call periods of warm climate "climate optimums."

Benefits of rising CO_2 levels

The peer-reviewed scientific evidence is compelling that the so-called "social cost of carbon" is negative, meaning that CO2 emissions are net-beneficial rather than harmful ...for deserts & natural ecosystems

40) : "Greening" the Earth. ...and for agriculture:

41. Carbonic Acid Gas to Fertilize the Air, *Scientific American*, Nov. 27, 1920.

42. The Center for the Study of Carbon Dioxide and Global Change ("CO2 Science") is a501(c) (3) educational charity, dedicated to factual climate science. They maintain a huge and extremely useful plant growth database, which catalogs scientific studies of the effects of varying CO2 levels on hundreds of plants.

Global Warming and CO2

Reference Material Source David Burton

43. The CO2 Coalition is another 501(c)(3) educational charity, with a powerhouse board of scientific experts, dedicated to promoting scientific accuracy about the effects of CO2 emissions. They have a wealth of excellent information, like this report about a new study showing that the "social cost of carbon" is negative. (*Note:* I am a member. -*DAB*)

44. The Global Warming Policy Foundation (GWPF) is a UK educational charity and think tank, with a prestigious Academic Advisory Council, focused on analysis of climate-related public policies and their economic and environmental implications. They've produced a superb series of in-depth reports (like this one on *The Good News About Carbon Dioxide*), shorter briefing papers, reports, notes and lectures.

45. Increased agricultural productivity and improved drought resilience due to rising CO_2 level are helping to make **famines increasingly rare**, for the first time in human history (see bar chart). That's a very, very Big Deal. Famine used to be a scourge comparable to war and epidemic. For comparison: COVID-19 has killed about 0.1% of the world's population (so far), WWII killed 2.7% of the world's population, and the catastrophic 1918 flu pandemic killed about 2%. But the nearly-worldwide drought and famine of 1876-78 killed about 3.7% of the world's population!

46. One of the fathers of modern climatology was the great Swedish scientist and Nobel laureate, Svante Arrhenius. He was the first person to quantify the warming effect of

mankind's CO_2 emissions, and he correctly predicted that it would benefit agriculture. He even predicted what is now called "polar amplification." In a 1908 book he wrote, ***"By the influence of the increasing percentage of carbonic acid in the atmosphere, we may hope to enjoy ages with more equable and better climates,… when the earth will bring forth much more abundant crops than at present, for the benefit of rapidly propagating mankind."***

Ten top climate blogs:†

47. Watts Up With That ("WUWT"), by Anthony Watts….For in-depth analysis
48. Climate Etc. by Judith Curry.
49. Roy Spencer.
50. Climate Audit, by Steve McIntyre.
51. Andy May.
52. Jo Nova….and, for balance, the four best alarmist blogs:
53. Moyhu, by Nick Stokes.
54. Science of Doom, by Steve Carson.
55. All Models Are Wrong (but some are useful), by Tamsin Edwards.
56. Protons for Breakfast, by Michael de Podesta.

Want more? long list of climate blogs and other useful sites, and **Quora Answers on climate change**

Sea Level info: https://sealevel.info/1612340_Honolulu_thru_2025-04_vs_CO2_annot1.png