



Anchorage Middletown Fire & EMS

May 2026 Fire Incidents - 738

By Platoon

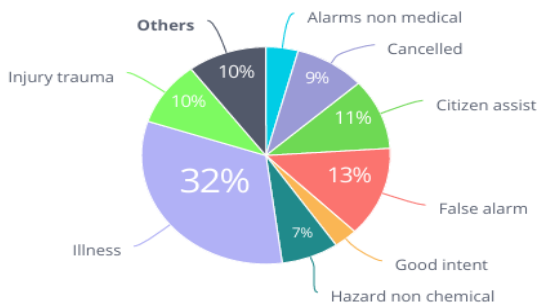
- 1 – 243 – 33%
- 2 – 250 – 34%
- 3 – 245 – 33%



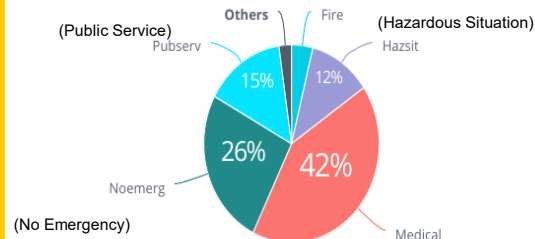
By Inspectable Property

At Inspectable Property.....247
 At Inspectable Property
 (Excluding EMS Runs).....155

Incident Type Sub-Category



Incident Category Type

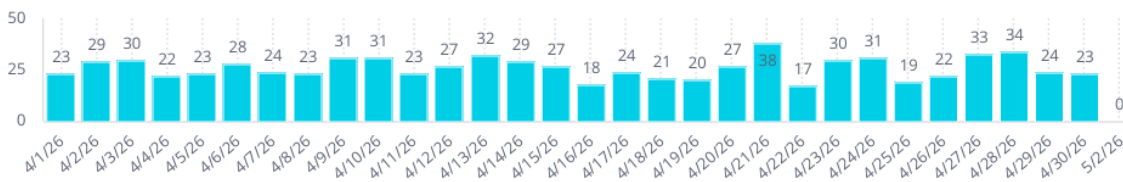


By Unit:

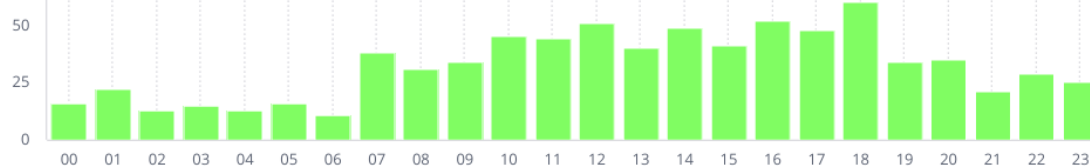
Quint 31	118
HazMat 31	18
Engine 32	141
Quint 33	80
Rescue 33	18
Engine 34	58
Engine 35	64
Engine 36	32
Engine 37	86
Quint 38	91
Engine 39	86
HazMat 39	1
Engine 40	54
Engine 41	73



Fire / Hazardous Incidents by Date



Fire / Hazardous Incidents by Time of Day (using Military time - 1300 = 1pm, 1400 = 2pm, etc.)





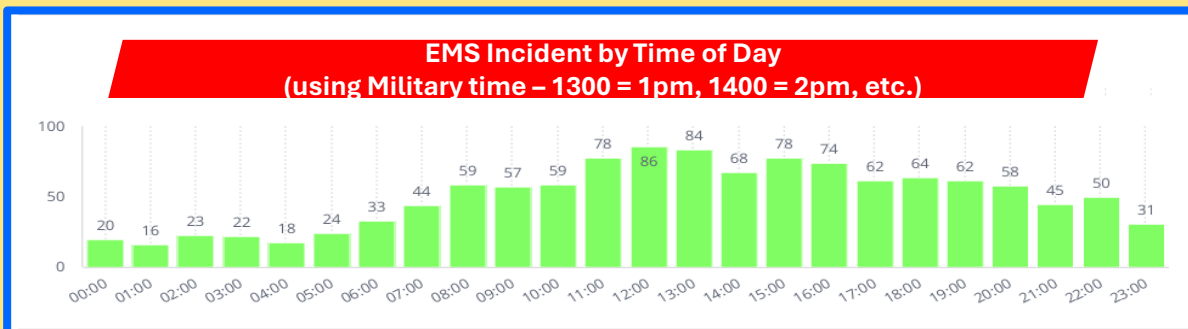
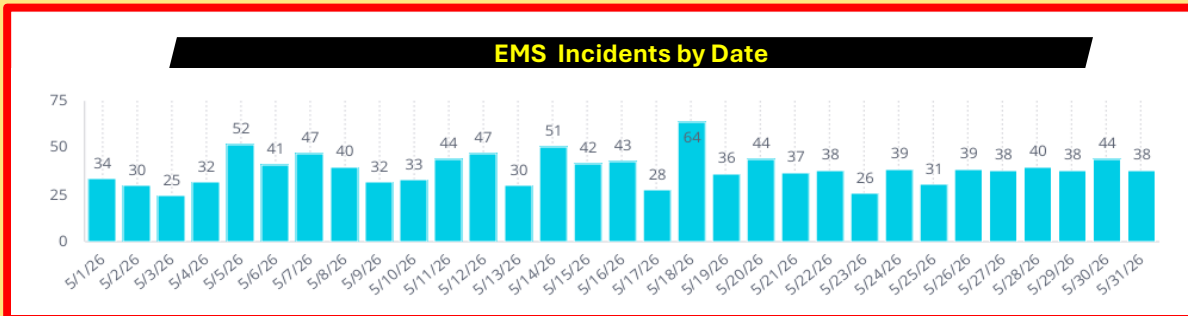
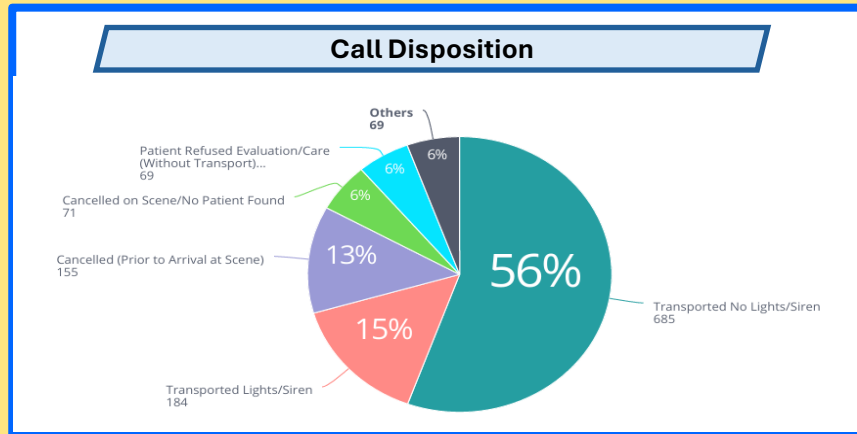
Anchorage Middletown Fire & EMS

May 2026 EMS Incidents – 1,203

Med Unit	# of Incidents & Percentage	Transports & Percentage	Cancelled B-4 Arrival
Med 131	199 - 16.21%	152 – 17.4%	21 – 13.5%
Med 132	240 - 19.5%	168 – 19.2%	37 – 23.9%
Med 134	134 – 10.9%	98 – 11.2%	14 – 9 %
Med 135	100 - 8.1%	72 – 8.2%	14 – 9 %
Med 136	71 – 5.8%	50 – 5.7%	8 – 5.2%
Med 137	189 – 15.4%	125 – 14.3%	34 – 21.9%
Med 139	178– 14.5%	128 – 14.6%	13 – 8.4%
Med 140	118 – 9.6%	82 -9.4%	14 – 9 %

Patient Interaction

Patient Contacts..... 1246
 Patients Transported..... 878
 Incidents in Inspectable Properties... 404



May 2026



BY THE NUMBERS

Education – Engineering-
Enforcement - Emergency
Response - Economic Incentive

Why Does This Matter?....

- Improves Overall Life Safety Outcomes
- Mitigates Fire and EMS Risks
- Reinforces Code Compliance Standards
- Encourages Accountability and Responsible Compliance
- Safeguards Long-Term Community Investments and Relationships

CRR Monthly Financial Impact

Potential Budget
Impact:



\$87,2571

Construction
Improvement Value:
\$50.4 Million

Development & Inspection Activity

Completed Inspections:
730



Compliance Re-Inspections:
138

Inspection Violations:
334

Total Inspectable Locations:
5065

Notice of Hazards:
11

Plan Reviews:
63



Community Outreach Impact

Public Education Events: 26

Community Outreach: 2330

Home Safety Visits: 5

