



Anchorage Middletown Fire & EMS

March 2026 Fire Incidents - 816

By Platoon

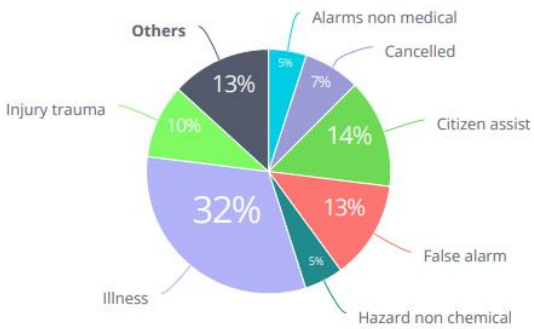
- 1 – 260 – 32%
- 2 – 256 – 31%
- 3 – 300 – 37%



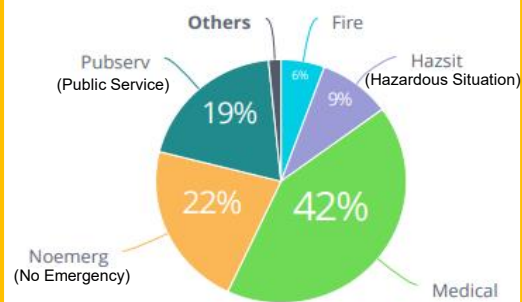
By Inspectable Property

At Inspectable Property.....222
 At Inspectable Property
 (Excluding EMS Runs).....127

Incident Type Sub-Category



Incident Category Type

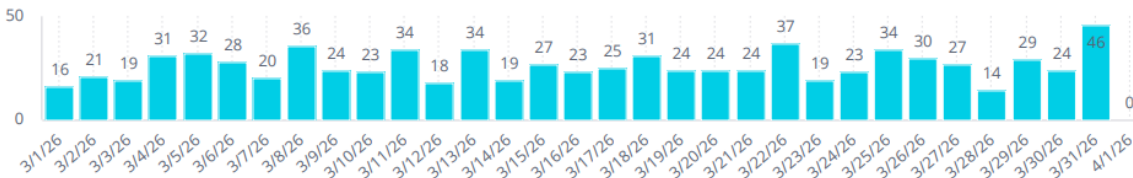


By Unit:

Quint 31	132
HazMat 31	8
Engine 32	148
Quint 33	42
Rescue 33	42
Engine 34	59
Engine 35	65
Engine 36	39
Engine 37	92
Quint 38	111
Engine 39	94
HazMat 39	2
Engine 40	74
Engine 41	64

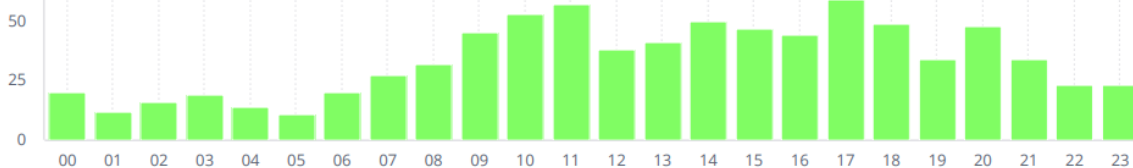


Fire / Hazardous Incidents by Date



Fire Incidents by Hour of Day

Fire / Hazardous Incidents by Time of Day (using Military time - 1300 = 1pm, 1400 = 2pm, etc.)





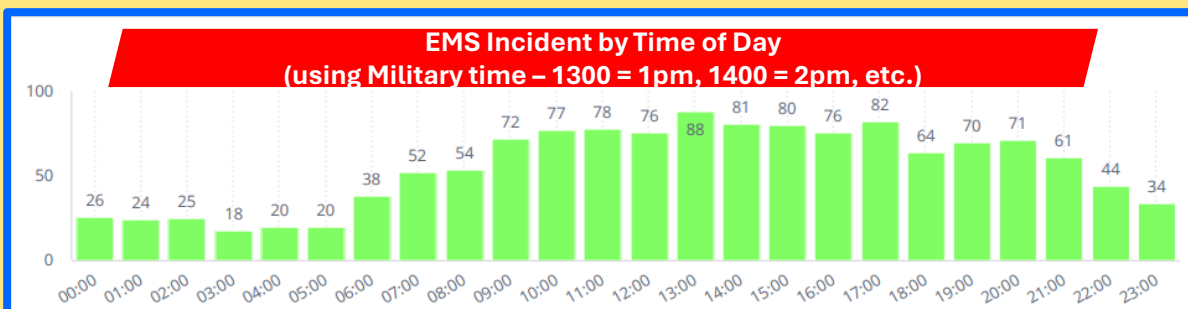
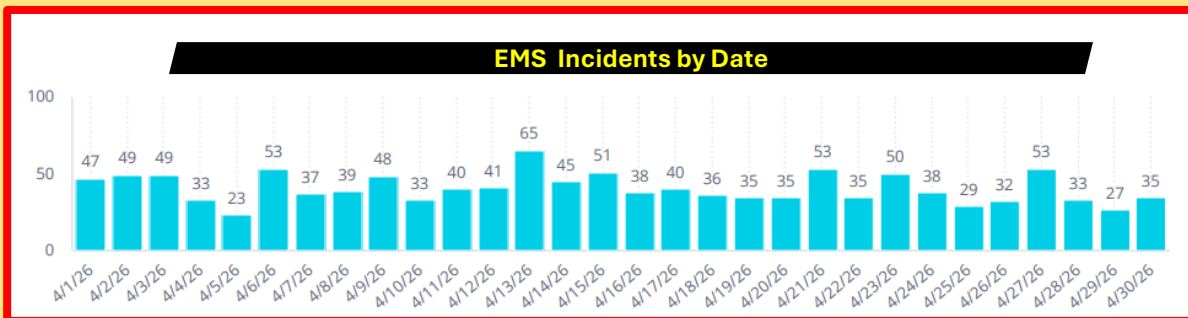
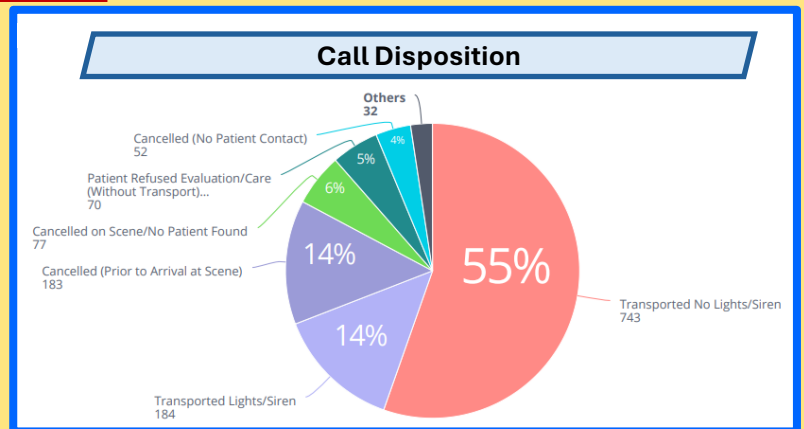
Anchorage Middletown Fire & EMS

March 2026 EMS Incidents - 1312

Med Unit	# of Incidents & Percentage	Transports & Percentage	Cancelled B-4 Arrival
Med 131	219 - 16.3%	172 - 18.6%	26 - 9.6%
Med 132	242 - 18.0%	175 - 18.9%	31 - 16.6%
Med 134	145 - 10.8%	103 - 11.1%	18 - 9.6%
Med 135	128 - 9.5%	84 - 9.1%	19 - 10.2%
Med 136	95 - 7.1%	65 - 7.0%	21 - 11.2%
Med 137	207 - 15.4%	123 - 13.3%	39 - 20.9%
Med 139	175 - 13.0%	120 - 12.9%	19 - 10.2%
Med 140	133 - 9.9%	85 - 9.2%	22 - 11.8%

Patient Interaction

Patient Contacts.....1355
 Patients Transported.....934
 Incidents in Inspectable Properties....465



MARCH 2026



BY THE NUMBERS
**Education – Engineering-
 Enforcement - Emergency
 Response - Economic Incentive**

Why Does This Matter?....

- Improves Overall Life Safety Outcomes
- Mitigates Fire and EMS Risks
- Reinforces Code Compliance Standards
- Encourages Accountability and Responsible Compliance
- Safeguards Long-Term Community Investments and Relationships

**CRR Monthly
 Financial Impact**

**Potential Budget
 Impact:**



\$138,008

**Construction
 Improvement Value:
 \$79.8M**

**Development & Inspection
 Activity**

**Completed Inspections:
417**

**Compliance Re-Inspections:
64**

**Inspection Violations:
195**

**Total Inspectable Locations:
5072**

**Notice of Hazards:
8**

**Plan Reviews:
44**



Community Outreach Impact

Public Education Events: 39

Community Outreach: 2300

Home Safety Visits: 4

