



Anchorage Middletown Fire & EMS

April 2026 Fire Incidents - 783

By Platoon

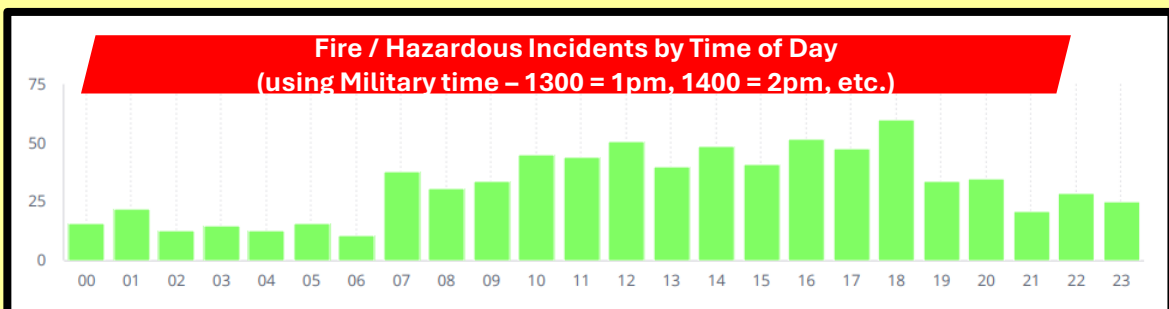
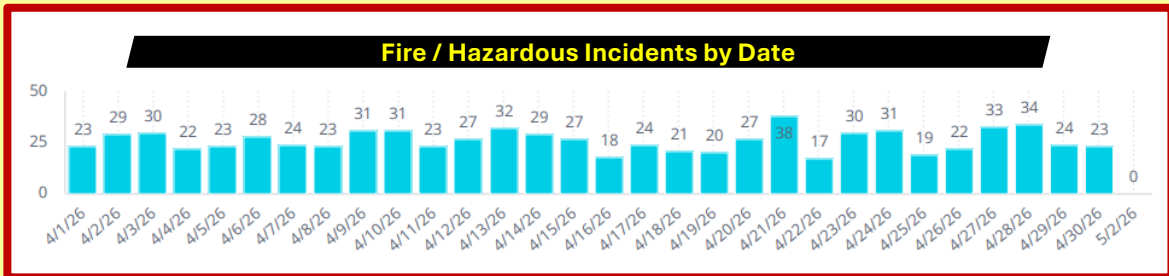
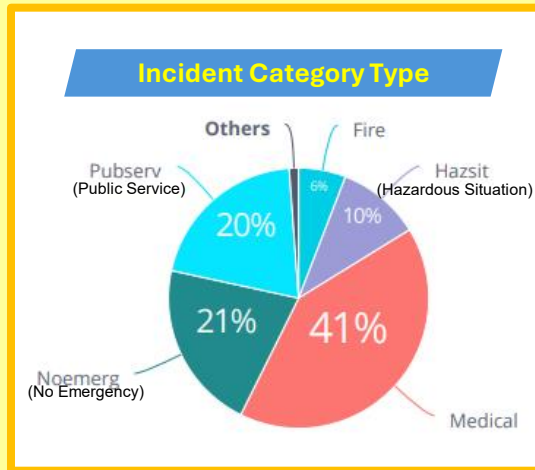
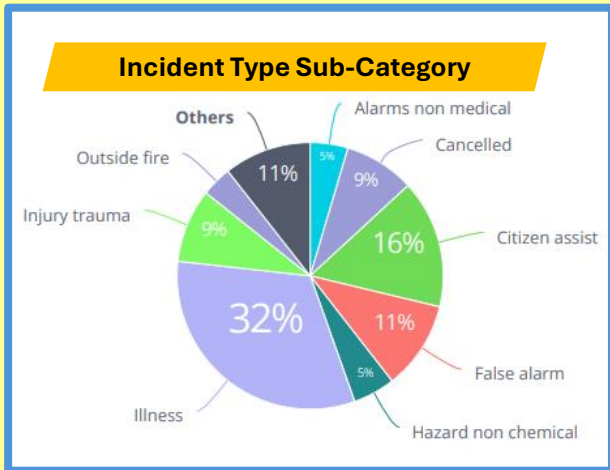
- 1 – 236 – 30%
- 2 – 253 – 32%
- 3 – 290 – 37%



By Inspectable Property

- At Inspectable Property.....205
- At Inspectable Property (Excluding EMS Runs).....120

By Unit:	
Quint 31	140
HazMat 31	21
Engine 32	160
Quint 33	54
Rescue 33	15
Engine 34	49
Engine 35	58
Engine 36	24
Engine 37	88
Quint 38	98
Engine 39	84
HazMat 39	1
Engine 40	63
Engine 41	63





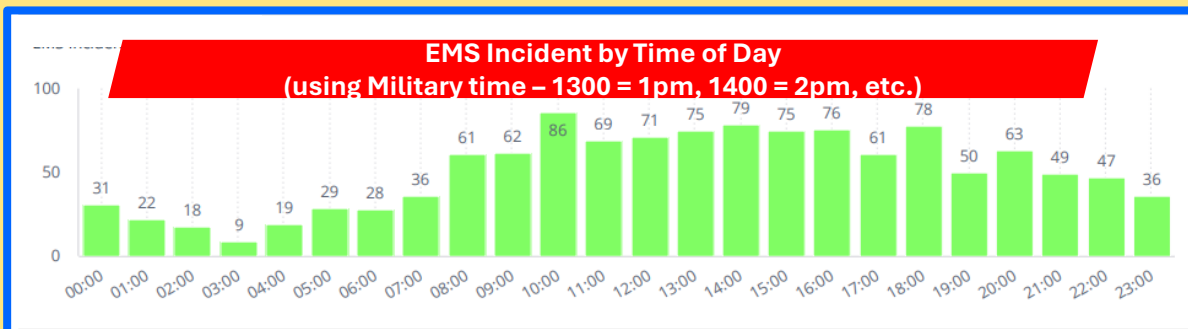
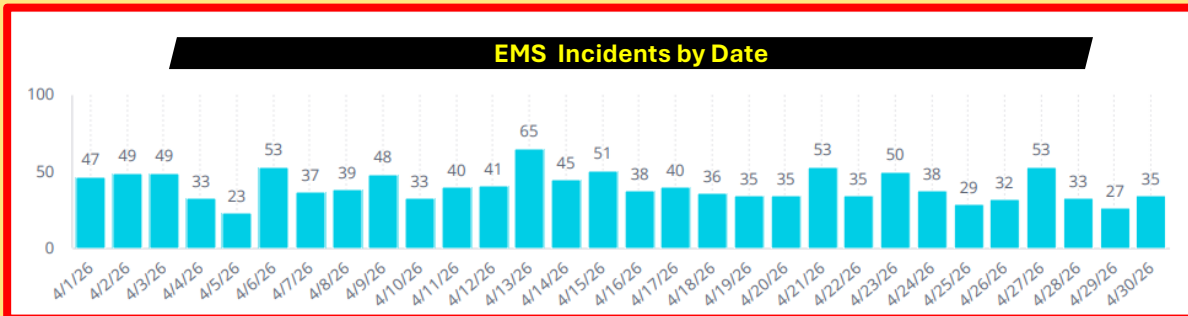
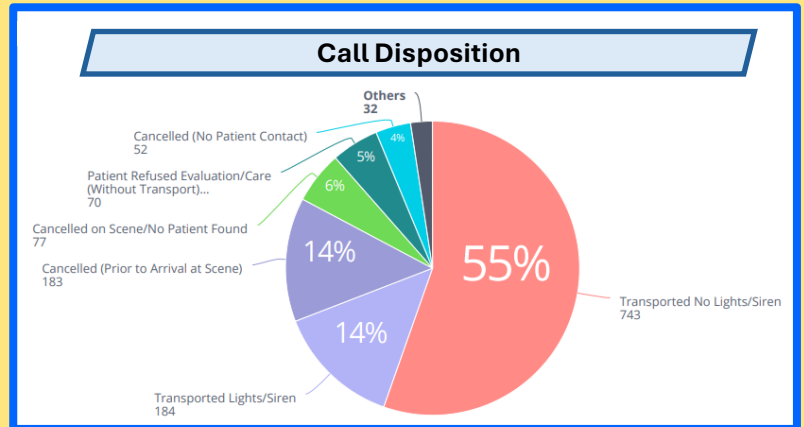
Anchorage Middletown Fire & EMS

April 2026 EMS Incidents - 1215

Med Unit	# of Incidents & Percentage	Transports & Percentage	Cancelled B-4 Arrival
Med 131	213 - 17.1%	155 - 18.4%	26 - 13.6%
Med 132	230 - 18.5%	162 - 19.3%	31 - 16.2%
Med 134	147 - 11.8%	87 - 10.3%	30 - 15.7%
Med 135	116 - 9.3%	81 - 9.6%	21 - 11%
Med 136	71 - 5.7%	53 - 6.3%	11 - 5.8%
Med 137	179 - 14.4%	111 - 13.2%	30 - 15.7%
Med 139	184 - 14.8%	120 - 14.3%	28 - 14.7%
Med 140	106 - 8.5%	72 - 8.6%	14 - 7.3%

Patient Interaction

Patient Contacts.....1252
 Patients Transported.....842
 Incidents in Inspectable Properties...376



APRIL 2026



BY THE NUMBERS


**Education – Engineering-
Enforcement - Emergency
Response - Economic Incentive**

Why Does This Matter?....

- Improves Overall Life Safety Outcomes
- Mitigates Fire and EMS Risks
- Reinforces Code Compliance Standards
- Encourages Accountability and Responsible Compliance
- Safeguards Long-Term Community Investments and Relationships

CRR Monthly Financial Impact

**Potential Budget
Impact:**



\$81,901

**Construction
Improvement Value:
\$47.3M**

Development & Inspection Activity

**Completed Inspections:
390**

**Compliance Re-Inspections:
114**

**Inspection Violations:
181**

**Total Inspectable Locations:
5067**

**Notice of Hazards:
4**

**Plan Reviews:
41**



Community Outreach Impact

Public Education Events: 25 Community Outreach: 1990

Home Safety Visits: 4

