

GENERAC®

Product Overview



Home Standby Generators | Transfer Switches | Portable Generators | Inverters
Portable Power Stations | Water Pumps | Clean Energy | Business & Rental | Accessories


Home Standby Generators

Always ready to go, a home standby generator is there to protect you and your family.



ENGINEERED AND BUILT IN THE USA*

Generac generators and engines are engineered and built in the USA.



24/7/365 CUSTOMER SUPPORT

Standing by all day, every day from our headquarters in Wisconsin to answer any questions you might have.



5-YEAR LIMITED WARRANTY

Free with all automatic home standby generators.



**Product shown without fascia. Optional fascia kit available.*

Mobile Link™

Free with every Guardian Series home standby generator, Mobile Link WiFi allows you to monitor the status of your generator from anywhere in the world using a smartphone, tablet, or PC. Easily access information, such as the current operating status and maintenance alerts. Connect your account to your authorized service dealer for fast, friendly and proactive service. With Mobile Link, you are taken care of before the next power outage.



For more information please visit
www.mobilelinkgen.com.

Other Home Standby Generators

	10/9 kW	14/14 kW	18/17 kW	22/19.5 kW	24/21 kW	26 kW
Model Number	7171	7223	7226	7042	7209	7290
Engine	Generac G-Force					
Engine Displacement	460cc	816cc		999cc		
WiFi Enabled	Yes					
Quiet-Test Mode	Yes					
db(A) at Exercise	57	55		57		
db(A) at Normal Operating Load	61	65		67		

Transfer Switches

Generac offers a full line of residential transfer switches to meet any need when paired with our home standby generators.

Residential

Providing flexible solutions that ensure you get to cover exactly what is needed.

Whole Home Coverage with Load Management

Designed with whole home coverage in mind, this outdoor enclosure and service entrance rated switch has built in load management using the Smart AC Module.

RXSW100A3: 100A, RXSW150A3: 100A, RXSW200A3: 200A, RSW300A3: 300A, RSW400A3: 400A, RXSW100A3CUL: 100A, RXSW200A3CU: 200A

Integrated Meter

Combining the meter socket and the automatic transfer switch, this service entrance rated design is an all-in-one switch that makes new construction or upgrades easy!

RXUW150A3: 150A, RXUW200A3: 200A, RBU150A3: 150A, RBU200A3: 200A, RXGUW200A3: 200A

Essential Circuit Coverage

Outdoor installation made easy, featuring the 16 circuit load center, this NEMA 3R switch is perfect for when only the necessities are required.

RXG16EZA3: 85A, 16 Circuits



TX Series

New to the Generac industrial transfer switch line is the TX Series. The TX Series switches are both Generac designed and built in house with exceptional features that meet and exceed any application needs.

These transfer switches have some of the highest withstand and closing ratings (WCR) with optional 3 cycle ratings available. In addition, these switches offer no PPE needed for controller use, firmware updates, or data downloads when the enclosure door is installed.

TX: 100AMP - 1000AMP



Portable Generators

Designed and built for the demands of emergency home backup power.



GP7500E DF



DUAL FUEL

Runs on gasoline or liquid propane fuel.



GENERAC OHV ENGINE

With splash lubrication - provides a long engine life.



COSENSE® TECHNOLOGY

Stops. Alerts. Saves.

Co-Sense technology provides powerful protection from hazardous carbon monoxide.



POWERRUSH™ ADVANCED TECHNOLOGY

Delivers over 30% more starting capacity allowing you to do more with less.*



3-YEAR LIMITED WARRANTY

Free with all portable generators.

Other Portable Generators




	GP3600	GP6500	GP6500E	GP8000E
Model Number	7721	7680	7713	7715
Electric Start	No		Yes	
Running/Starting Watts	3600/4500	6500/8125		8000/10000
Co-Sense Technology	No	Yes	No	Yes
PowerRush Advanced Technology	Yes			
Run Time (at 50% load)	9.3 hours	10.5 hours		11 hours

*Increases electrical current upon demand above rated output when starting electric motors.


Inverter Generators

At home or on the job site, a portable inverter generator will make sure you have power when you need it.



ULTRA QUIET

Advanced inverter technology and enclosure design provide optimal quiet performance that is 40% quieter than Honda.*



PARALLEL READY

With an optional Parallel Kit, you can connect two portable inverter generators together for twice the power when you need it.



ECONOMY MODE

Automatically adjusts engine speeds to save fuel and reduce sound emissions.

Other Inverter Generators



	GP2500i	GP3300i	iQ3500
Model Number	8251	7153	7723
Run Volume	Quiet		Ultra Quiet*
Starting Method	Recoil/Pull Start		Electric Start/Recoil
PowerRush Advanced Technology	No	Yes	
Run Time (at 50% load)	4.5 hours	4.5 hours	8.9 hours
Parallel Kit Number	7118	7668	

*Over 5 dB(A) quieter than the eu3000is, based on independent third-party testing.

Portable Power Stations

Portable power with you wherever you go.



PARALLEL READY

Parallel 2 GB Power Stations together for double the power output with a 30A Paralleling Kit.



Clean, Emission-Free, Portable Power

Take it with you wherever you go, indoors or out.

Versatile Fast Recharging

Recharge from 0-80% in 2.1 hours from a wall outlet (GB1000). Also supports input from solar, car and generator. Combine charging methods for even faster recharge times.

Compact, Durable Design

Lightweight and easy to use with durable enclosure, ergonomic handle, and on-board storage.

Wireless Charging Pad

15W wireless charging for compatible devices.

Large Multi-Color 4.7" Display

View charge level, remaining runtime and other key info at-a-glance.

Fast Solar Charging with Built-In MPPT Controller

No controller accessory needed.

Solar panels sold separately. See the Accessories page for more details on solar and charging accessories.

Other Portable Power Stations



	GB1000	GB2000
Model Number	G0080250	G0080260
AC Output	120 VAC (1600 W / 3200 W surge)	
USB-A (x2)	5 VDC (15.5 W max each)	
USB-C (x2)	5-20 VDC (65 W max each)	
Wireless Charger	15 W max	
AC Wall Charger Input	120 VAC 60 Hz (450 W max)	
DC/Solar Charger Input	10-28 VDC 30 A (468 W max)	
Battery Capacity	1086 Wh (Li-ion NMC)	2106 Wh (Li-ion NMC)
Battery Cycle Life	800 cycles to 80% capacity	1000 cycles to 80% capacity

Water Pumps

Our water pumps are designed to offer the most reliable water removal solution for homeowners, construction crews, and more.



2" T20-S



5-HOUR RUN TIME

Large 3 gallon steel fuel tank with incorporated fuel gauge provides up to 5 hours run time.



POWERFUL PUMP

Easily pumps up to 158 gallons per minute and solids up to 1".



EASY PRIME

Custom funnel design for quick & easy priming.

Other Water Pumps



	CW10K	CW20	ST20K	T20S	XC300P
Model Number	6917	6918	6822	6920	7725
Engine	Generac OHV			Generac G-Force	
Run Time	Up to 1 hour	Up to 2 hours	Up to 5 hours		Up to 4.3 hours
Max Solids (in.)	—		1/4"	1"	1.2"
Hose Kit	Yes	No	Yes	No	No
Max Head Discharge (ft.)	100'	108'		98'	90'
Max Suction Lift (ft.)	25'				26'
Suction Port (in.)	1"	2"			3"

Clean Energy



The PWRcell Solar + Battery Storage System features a highly efficient DC-coupled architecture and the largest residential battery capacity in a single cabinet.



10-YEAR LIMITED WARRANTY

Free with all Clean Energy products.



AC COUPLING

Allows for integration with suitable Generac Generators.

PWRcell Battery

Battery Cabinet – APKE00042

3.0 kWh DCB Battery Module – G0080040

3.0 kWh EX Battery Module – G0080003/G0080005

PWRcell Inverter

7.6 kW Single-phase – XVT076A03

PWRcell ATS

100 A Service Rated – CXSW100A301

200 A Service Rated – CXSW200A301

100 A Non-Service Rated – CXSC100A301

Load Management

PWRmanager – G0080090

	M3	M4	M5	M6
Battery Modules	3	4	5	6
Usable Energy ¹	9 kWh	12 kWh	15 kWh	18 kWh
Nominal Cont. AC Power ^{1,2}	3.4 kW	4.5 kW	5.6 kW	6.7 kW
Max AC Power ^{1,3}	4.5 kW	6 kW	7.5 kW	9 kW
Nominal Cont. DC Current (Charge/Discharge) - A	11.6	15.5	19.4	23.3
Peak Motor Starting Current (2-Sec) -A, RMS	25	33	42	50
Compatible Battery Modules ⁴	Generac PWRcell EX 3.0 kWh, Generac PWRcell DCB 3.0 kWh			
Nominal Voltage	380 VDC			
DC-DC Round-Trip Efficiency	96.5%			

Mobile – Business & Rental



MDG25 – Diesel Generator

Deep Sea Controller

Power Zone provides ultimate control of your generator, with detailed status screens, safety monitoring and alarms and programmability - including remote start.

SUPERSTART®

The MMG35 comes standard with our powerful SUPERSTART alternator for enhanced motor-starting capability.

John Deere® Engine

Designed to resist wet-stacking, John Deere FT4 diesel engines include an exhaust temperature management (ETM) system that monitors temperatures and provides supplemental heat when necessary.



PLT240 – Light Tower

Durable Generac® LEDs

All LED light towers feature our robust LED fixtures, designed to last the life of the tower, warranted for 5 years.

Power Zone® Controller

Reduce labor and fuel costs with Power Zone light tower controller. Features include programmable auto start and stop and a dusk-to-dawn sensor.

Industrial – Business & Rental



25 kW to 3.25 mW

Industrial Generators – Solutions with Extended Paralleling Options Available

Demand Response Ready

Power Zone Pro Sync is the first controller to market with the ability to connect to your industrial generator by the use of WiFi, Bluetooth, and cellular connection. Controller has an intuitive 7" touchscreen for ease of use and ease of readability. Connect with WiFi, Bluetooth, or cellular anywhere, anytime.

Power Zone Pro Sync Controller

The MMG35 comes standard with our powerful SUPERSTART alternator for enhanced motor-starting capability.



22 kW to 150 kW

Business Generators

Reliable Backup Power

Automatic backup power ensures your small business will never be without power.

TRUEPOWER™ Technology

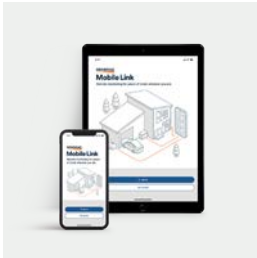
Delivers best-in-class power quality with less than 5% total harmonic distortion (THD) for clean, smooth operation of sensitive electronics and appliances.

Only for select kW models

Small Footprint

May be installed just 18 inches* away from a structure, ideal for areas with tight lot lines.

Accessories



Mobile Link™ WiFi & Cellular Monitoring System

Mobile Link connects you to your generator from anywhere you are. Access information such as the current operating status, maintenance schedule, fuel level and more directly from your smartphone, tablet, or computer.

Compatible with most 2010 and newer Generac air-cooled and liquid cooled standby generators



Maintenance Kits For Home Standby & Portable Generators

Scheduled maintenance is a necessity. Our kits offer all the components necessary to perform maintenance on our home standby and portable generators.

Compatible with home standby generators from 7.5kW-26kW. Maintenance kits available for XC/GP Portable Generators.



Parallel Kits For Portable Inverter Generators & Portable Power Stations

With an optional Parallel Kit, you can connect two portable inverter generators together for twice the power when needed.

Compatible with GP/iQ portable inverter generators and portable power stations.



100 W Solar Panel - GS100 For Portable Power Stations

Efficiently recharge your Generac GB Power Station from the sun.

Compatible with GB1000 and GB2000 Portable Power Stations.



200 W & 450 W Charge Enhancers For Portable Power Stations

Recharge your GB Power Station up to 25% faster when used in combination with the built-in charger.

Compatible with GB1000 and GB2000 Portable Power Stations.



Load Managers 50 AMP - G0070001 100 AMP - G070061



Surge Protection Device G0074090 SPD

More power.
More protection.

For more information or to learn more,
visit us online or call us at:

Generac.com

1-888-GENERAC (1-888-436-3722)



Generac Power Systems, Inc.
S45 W29290 Hwy. 59, Waukesha WI 53189

Generac.com
1-888-GENERAC (1-888-436-3722)

201907617 REV 07/2024

©2024 Generac Power Systems. All rights reserved.
Specifications are subject to change without notice.