



The “A” Word:

Building a  
Strong  
Apprenticeship  
Pathway

# The Impact of Apprenticeship in Literacy

1. Many literacy learners want to apprentice in the skilled trades
2. Clients often work with multiple agencies at the same time, including Literacy and Employment Services
3. LLSC shares information about the apprenticeship system to help services work together to support clients effectively

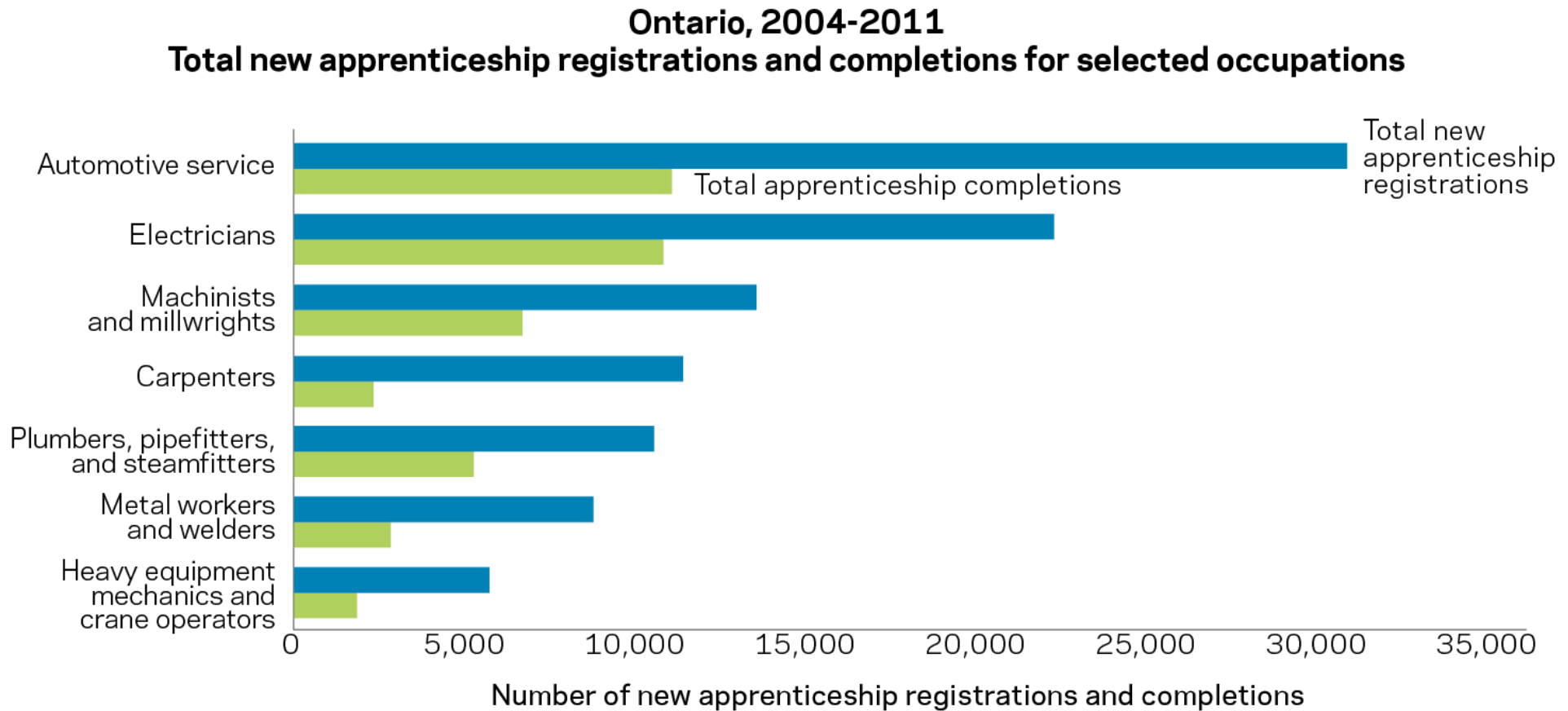
# Our Apprenticeship Trilogy

Part 1 of a 3-part series available at [www.llsc.on.ca](http://www.llsc.on.ca), where you can find:

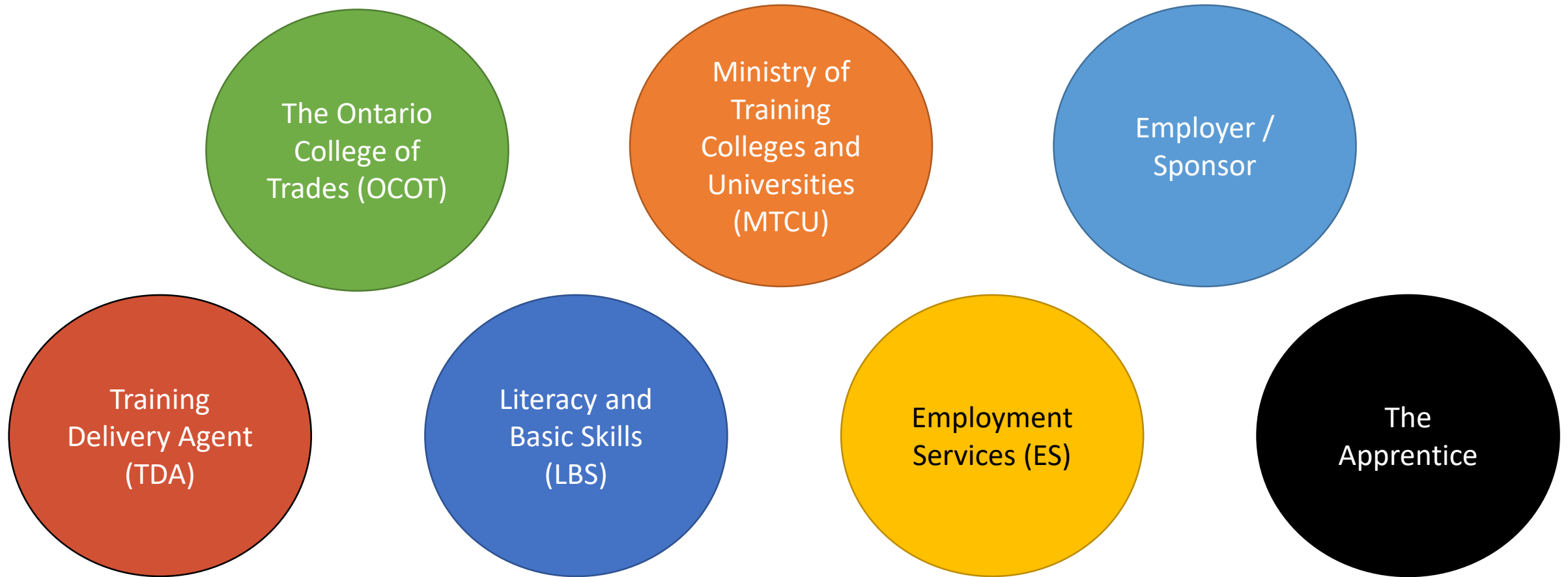
1. Recordings
2. Slides
3. Transcripts




# What Inspired Today's Presentation?



# Who is Involved on the Apprenticeship Path?



# Apprenticeship is NOT a Linear Path



# Step 1: Attracting New Apprentices

**The problem:** Not enough people are pursuing a career in the skilled trades through Ontario's apprenticeship system

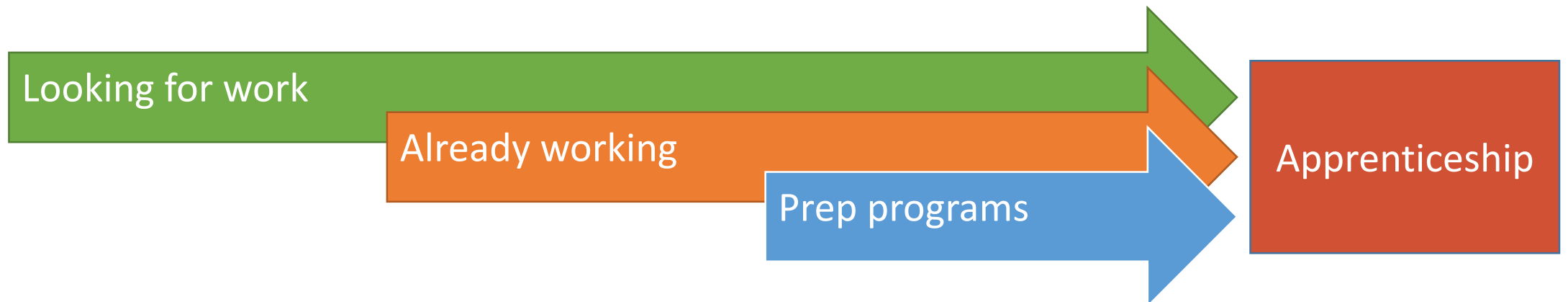
**Our vision for the future:**

- Apprenticeship is esteemed
- People understand it's a valuable option
- Information about apprenticeship is easily available from multiple sources
- Job postings demonstrate the need for apprentices



# How Can We Move Towards This Vision?

- Promote your organization's role in apprenticeship
- Host an information session
- Consider possible “on ramps” to apprenticeship



- <http://www.skillsontario.com/pathways-to-apprenticeship#direct>

## Step 2: Supporting Successful Completion

**The problem:** Many people who begin an apprenticeship in the skilled trades do not complete it.




### **Our vision for the future:**

- Apprentices clearly understand their training path and what's expected of them
- Apprentices know their skills and challenges, and have the support they need to be successful
- Apprenticeship completion is high!

# How Can We Move Towards That Vision?

- Increase service provider knowledge
- Share resources with potential apprentices
- Get support from Employment Services
- Get support from Literacy programs
- Prepare for tests and exams



<https://www.collegeoftrades.ca/training-standards>

[https://www.collegeoftrades.ca/wp-content/uploads/Exam Prep Guide FINAL.pdf](https://www.collegeoftrades.ca/wp-content/uploads/Exam_Prep_Guide_FINAL.pdf)

## Step 3: Community Collaboration

**The problem:** becoming an apprentice means working with lots of agencies, systems, programs, schools, employers. It's a lot to navigate!

### **Our vision for the future:**

- Everyone involved in apprenticeship sees the “big picture”
- We know about and value the support apprentices can receive through other community agencies
- Apprentices needs are met



# How Can We Move Towards That Vision?

- Think beyond what your program offers
- Consider what could impact client success after they leave your program
- Ask questions & identify opportunities the client may not have considered
- Picture the long-view of the client's path

# Meet Ryan

## **Our Client:**

- Youth
- Has a high school diploma
- Not strong in school
- Math issues
- Little work experience
- Time management issues



## **What they may need:**


- Skills assessment
  - Upgrading
- Learning disabilities assessment
- Information about the realities of the profession
  - Work placement / experience

We're Better... Stronger... Together



# Thank you!

Other presentations in this series in the Resources section of our website, available at [www.llsc.on.ca](http://www.llsc.on.ca)



Contact us at 519-681-7307 or [literacylink@llsc.on.ca](mailto:literacylink@llsc.on.ca)