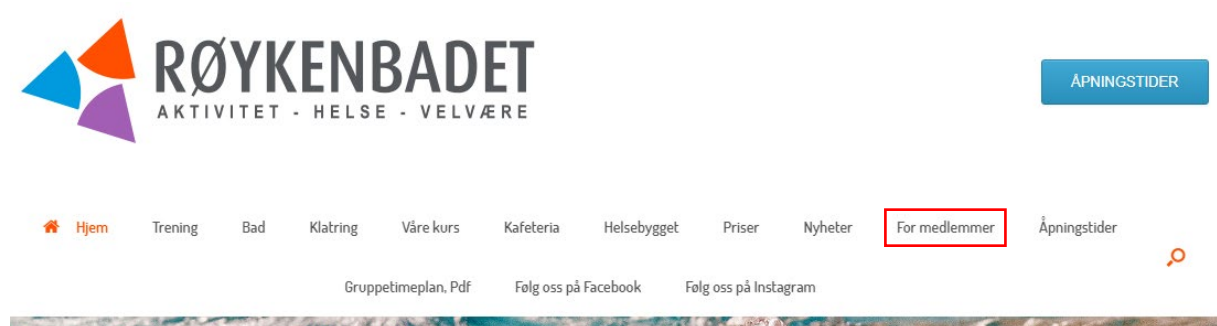


How to Set Up Direct Debit (Avtalegiro) as a Member at Røykenbadet

It is required that direct debit (Avtalegiro) be used for payment of membership fees in accordance with our membership terms and conditions. It is important that Avtalegiro is set up as soon as possible after registration, following the instructions below. Reminders will be sent monthly to those who have not yet set this up. If an invoice has to be sent, an invoice fee will apply.

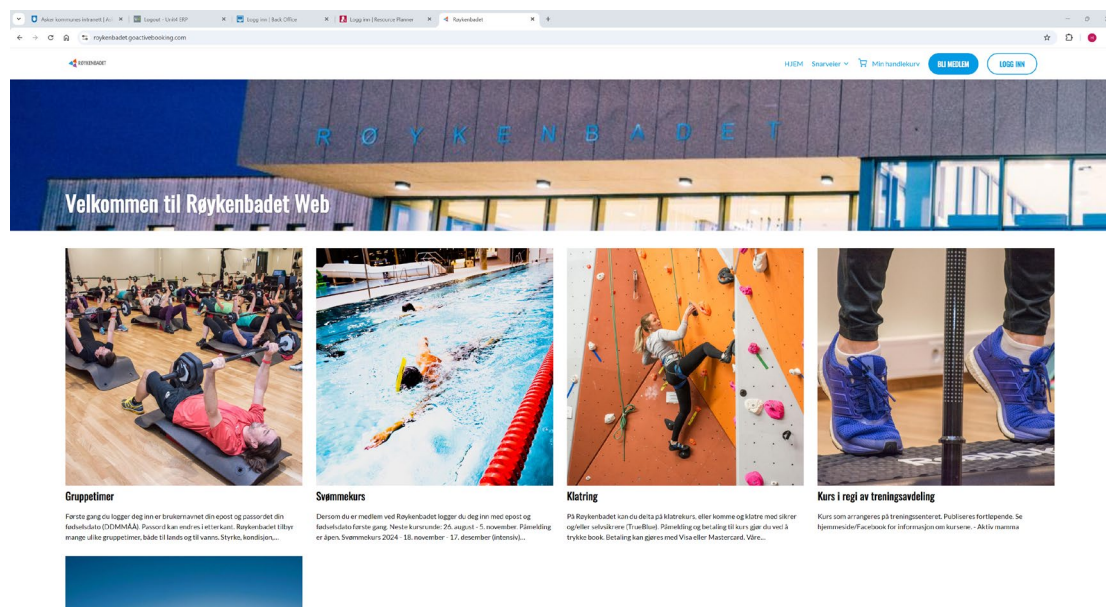
Note! Remember to also subscribe to our newsletter at www.roykenbadet.no for important information regarding your membership

1. Go to roykenbadet.no, hover over the tab “For medlemmer” (“For members”), then click on “Logg inn min side” (“Log in to My Page”)



2. A new page will appear (see Figure 1).

Figure 1.

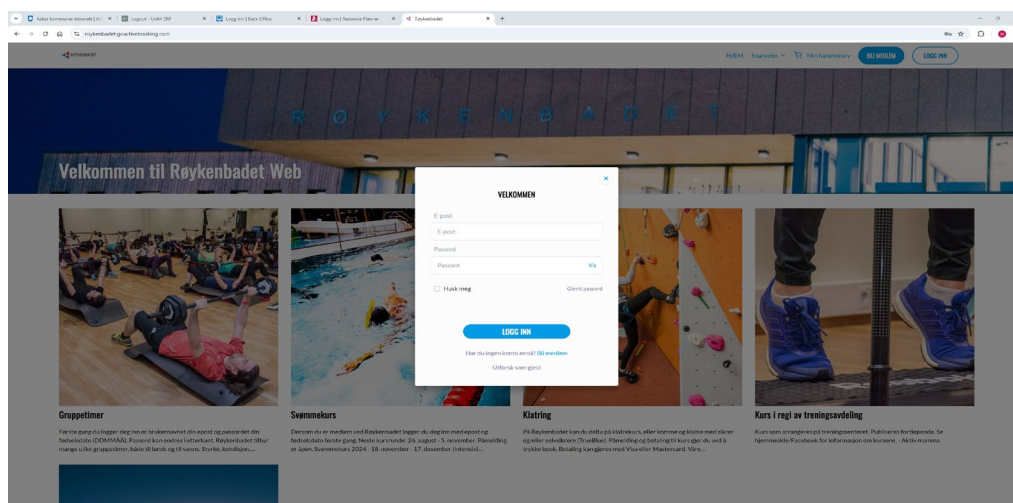


A login window will open (see Figure 2).

Your username is the email address you used when registering, and the password is automatically set to your date of birth (six digits, DDMMYY).

You can change your password under “My Page.”

Figure 2.



Click **LOGG INN (Log In)**.

A new page similar to Figure 1 will now appear, but this time you will see your picture and name in the top right corner – the photo you took when registering.

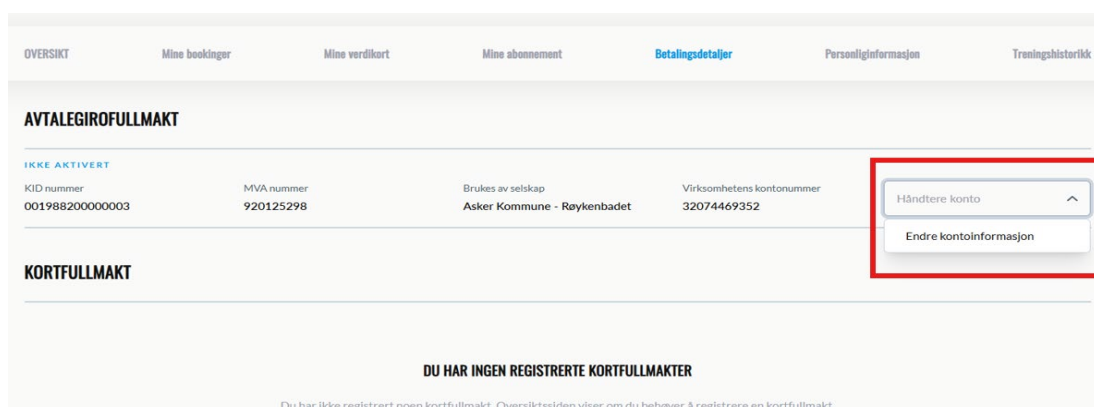
By clicking on your name, you will see two options:

- My Page
- Log out

Select **My Page**.

On “My Page,” you will see an overview as shown in the picture below.

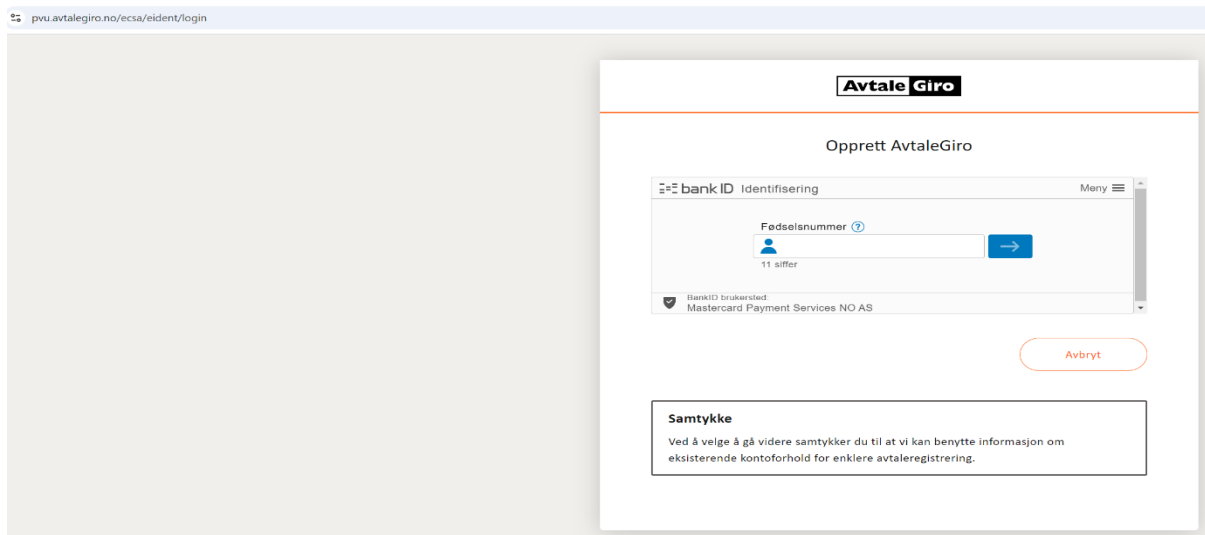
Select **Payment Details**, then choose **Change Account Information** (see red bracket).



You will then be redirected through **ID-porten** to set up your Avtalegiro. Choose your preferred login method.

After that, the following screen will appear (see Figure 3).

Figure 3.



Next, you will see a screen like Figure 4.

Here you select the bank account you want to pay from (using the drop-down menu). Leave the default “Amount limit” as it is. You will see that the payment recipient is **Asker kommune – Røykenbadet**, along with your **KID number** and the recipient’s account number, as shown in the picture below. Once this step is completed, your **Avtalegiro with Røykenbadet** is set up.

Figure 4.

Thank you for choosing to become a member at Røykenbadet!

We want to help you get started quickly and are happy to assist you along the way.



Download our app: **Go Active!**

- **Center code:** 035800
- **Username:** your email address
- **Password:** your date of birth (six digits)

Training and Swimming

All new members with a “Training and Swimming” membership are offered a **free introductory session** with one of our qualified fitness instructors. During this session, you’ll receive training tips and advice, explanations of group classes upon request, and a walkthrough of a beginner strength training program.

To book your free introductory session, contact the reception in person or call **31 29 33 90**.

Sessions can be booked in the **morning (08:15–11:00)** or **afternoon/evening (15:15–20:00)**, Monday to Friday.

If you have questions about personal training, we can also help with that.

Welcome to a great start to your training with us!

