

Halfmark Elite Smooth 8cm



Product	Pieces / Pallet	Layers / Sq. Ft. Per Pallet	Weight Per Pallet / Sq. Ft.
Halfmark <i>sold by the pallet</i>	48 full pcs; 14 half pcs. per layer 384 full pcs; 112 half pcs. per pallet	8 layers/pallet = 98 sq. ft.	3,567 lbs./pallet 36.4 lbs./sq. ft.

APPEARANCE

Edge Detail - Chamfer
Surface Texture - Smooth
Joint Spacing - 2.2 mm



HALFMARK ELITE (8cm)
(H) 3 1/8" x (D) 4" x (L) 8"

TECHNOLOGIES

Face Texture - Elite Face-Mix Technology

TECHNICAL INFORMATION

Conforms to ASTM C936
Eligible for LEED v4.1 credits

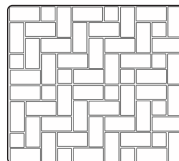
APPLICATIONS

Pedestrian
Residential Vehicular
Commercial Vehicular

INSTALLATION METHODS


Hand
Machine

PATTERN




HERRINGBONE


Halfmark Elite pavers are palletized for machine installation.



BURNT RED




CHOCOLATE



COAL




HAZELNUT



IRON



PEARL



BUCKHORN



CRIMSON



MESQUITE




MIDNIGHT SKY



MISTY GREY



PIKE PLACE



SANDSTONE



SANDY OAK



SEA SHELL

Reading Rock recommends using a roller compactor on PaverLock Elite pavers.



Reading Rock, Inc. ♦ 800.482.6466