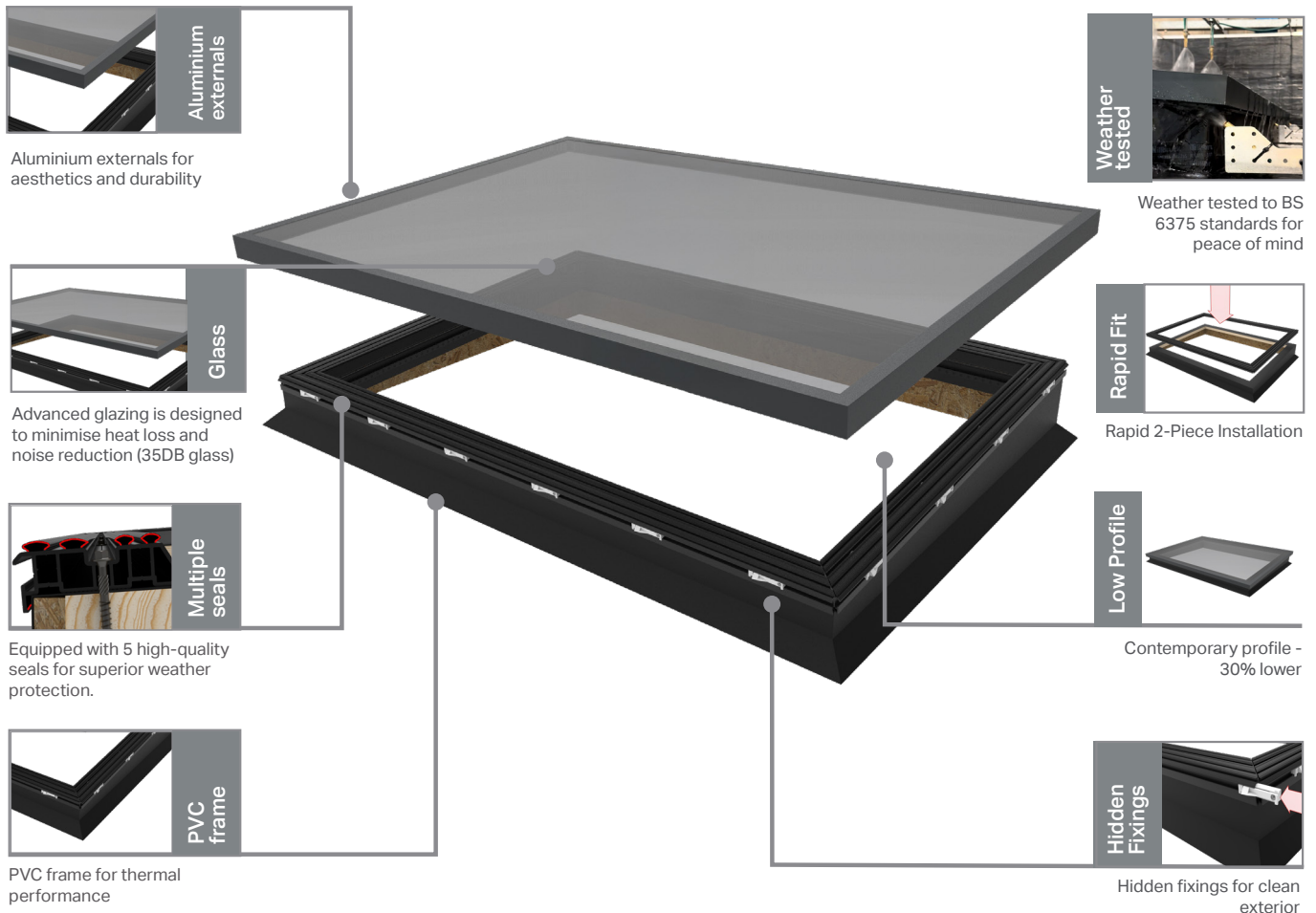


Technical Guide

Version 1, Nov 2025

Features

- Contemporary profile- 30% lower
- Hidden fixings for clean exterior
- Modern Satin finish
- Thermally broken
- Aluminium externals for aesthetics and durability
- PVC frame for thermal performance
- Building Regulations Compliant
- Grey (RAL7016), Black (RAL9005) and White (RAL9003)
- 7-10 lead time
- Rapid 2 piece installation
- Weather tested to BS 6375
- High quality multiple seals
- 28mm double glazed units
- Clear and blue tinted external glass

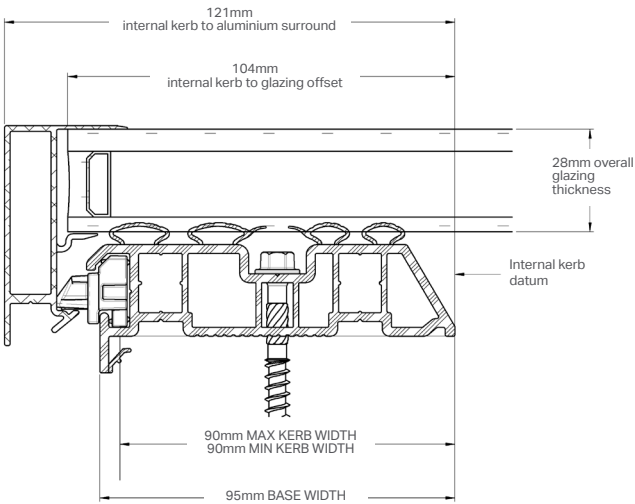


Product overview

Set out dimensions are always measured to internal face of kerb. Measure diagonal corners to check sizes.

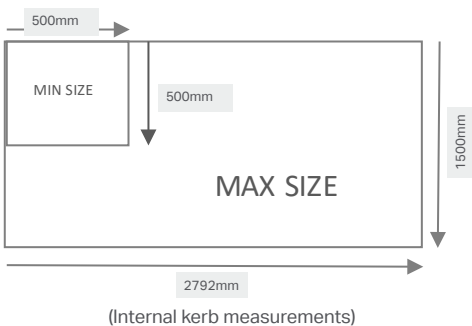
The PVC base width is 95mm with the overall overhang is 121mm.

The timber should be a minimum of 80mm wide (max 90mm wide), the height should be 150mm to comply with Building Regulations.



Technical Spec


The Stratus Flat Skylight is made to measure and can be supplied in a number of square or rectangular shapes, in sizes ranging from 500mm x 500mm, up to 1500mm x 2792mm (dependent on dimensions).



All sizes are to the internal face of the kerb.

Colour options

The Stratus Flat Skylight is available in Grey (RAL7016), Black (RAL9005) and White (RAL9003).



Glazing

Our advanced glazing is designed to minimise heat loss and noise pollution while maximising natural light, creating a comfortable and energy-efficient indoor environment. Available in Clear and Blue glass options.

- Outer Pane: 6mm Toughened Opti Neutral / Blue glass
- Cavity: 16mm or 18mm Argon-filled with warm edge spacer
- Inner Pane: 4mm or 6mm (depending on skylight size) High-Performance Low-E Toughened glass

	Blue 4S	Neutral 4S
U-Value	1.0	1.0
Light Transmission	48%	38%
G-Value/Solar Gain	33%	30%
UV Protection/Rejection	92%	85%
Colour tint	Blue	Neutral

High Quality Glass Units	
Toughened to BS EN 12150-1	✓
Manufactured to BE EN 1279-2	✓
10 year guarantee	✓
Cavity Fill	✓
Warm Edge	✓
Glare reduction *except clear glass options	✓

Noise reducing capabilities up to 35dB.

Please note: If specifying overhead glass in Flat Skylights or Lanterns more than 5 metres above ground level or located over water (such as a swimming pool), laminated glass should be specified for the inner pane (as defined in British Standards).

