

## PARISH COUNCIL MEETING MINUTES – April 8, 2026

In attendance - Father Michael, Deacon Eric, Deacon Ken, Jim Carey, Jared Hourchin, Steve Hunter, Meg Maas, Pat and Lenice Nagle, Duc Nguyen, Wynona Vaz

**March minutes were approved.**

**Review of Action Items** – Linda was not present to say whether she contacted Rose Stevens about her photo library. The action items pertaining to the Liturgical Ministries Group will be discussed. Shelly has finished the St. Joseph School golf sponsorship form and payment. Continue to consider direction on fence and sidewalk projects. Everything else is included in agenda items.

**Liturgical Ministries Committee** – Discussion and work continue to better organize our liturgical ministries and how they serve at both regular and special Masses. We continue to work toward creating updated guidelines for liturgical ministry positions, identifying and training leadership and finding volunteers to assist with the organization and staffing of our Sunday Masses and special Masses. The Liturgical Ministries Group has been formed. Potential members are being discussed, but our 3 deacons are considered to be a part of this group. Other names considered were Jared Houchin from the Council and Megan Demarest, as well as the leads for refreshments, the ushers, slide/videographers, etc. We will continue determine to those who should be in this group. Jared has collected the updated usher guidelines. Based on the guidelines, he questioned the role that ushers play in any security issues and who picks up discarded bulletins and straightens the space up after the final Mass. The Diocese is currently working on policies and directives pertaining to security issues and this will inform how the ushers are to respond to these situations. The Council discussed known first responders at each of the Sunday Masses and Deacon Ken said he would ensure that all the ushers know where the AED machine is located should the need arise. The deacons and acolytes tend to work together to close down the building at the end of the last Mass each day. Because of this, they are good possibilities for being the ones to pick up any remaining bulletins and making sure everything is straightened up. Wynona provided Jared with the emails for Robin Rego, Mac Urritia, Clem Matylinski, Valerie Baemmert and Bill Retterer as leads of different liturgical ministries. He will work on setting up a meeting with these people along with Trish and Father and the deacons so that we are all on the same page.

**\*\*ACTION ITEM: Jared will obtain slide operator/videographer guidelines from Robin Rego/Bill Retterer.**

**\*\*ACTION ITEM: Deacon Ken will ensure that all the ushers know where the AED machine is located.**

**\*\*ACTION ITEM: Jared will reach out to Trish and work with her and the relevant ministry leads of the different liturgical ministries to update and compile all ministry guidelines in one place. They will also determine who will be a part of this Parish Ministerial group.**

**The Water-Damaged Floor remodel** – Deacon Ken invited Nathan and Brent from the local business “Sam the Concrete Man” to our meeting to provide more information on floor options for the vestibule and two long hallways. They provided samples for everyone to look at and feel. Our primary concerns when choosing the flooring are longevity, appearance (“warmth”), ability to clean (using our machine), resistance to moisture (rain, snow, beverages), safety for older folks, those with assistive devices and small children who may play on the floor.

Council members had the opportunity to view different samples of Epoxy with flake coating. Additional layers of the epoxy affect how smooth or coarse the flooring becomes. A popular choice from what was provided was the hybrid flake quartzite. Nathan and Brent indicated that if we were to proceed with this style of flooring. They would remove the carpet, polish the floor surface and grind out any imperfections before pouring the selected type of floor. This would leave no seams. They also indicated that they can follow the same steps but simply stain the concrete to our desired color. The epoxy coating was tested and showed to be impervious to moisture. This includes, water, coffee, etc. We were told that it should be able to be cleaned with our machine with no issue.

Costs:

Vestibule – \$11,250

“Front hallway” – area between vestibule and church, going toward bathrooms and kitchen: \$9,760

Both hallways – \$9,300

For a total of \$30,000. We can add border or trim in the flooring at no additional cost.

Questions arose about the composition of the flake coating. The specification sheet is attached to these minutes. The artist rendering of our spaces with the hybrid flake quartzite color is also attached to these minutes. Samples of the different options are also included in these minutes, but the actual sample is located in the parish office at this time for anyone to view.

At this time, there is still some desire to see presentations on other types of flooring, so we will continue to consider and evaluate our options.

**Report on Projects – Deacon Ken**

Church Roof – 2 of the metal caps for the roof still need to be installed.

Damages – The water damaged sustained by the roof in the December 2025 rain has been assessed by the insurance company. The insurance will only pay for the classroom ceilings that sustained damage. So, we will end up paying out of pocket to ensure that all of the rooms match. The hallway, classroom, loft A/V room, and old music room ceiling tiles will need to be replaced. Insulation will need to be replaced. Sheet rock on the walls will need to be installed. Painting will be re-done to match.

We remain in the bidding process for all the work, which includes the floor (carpeting vs. a type of flooring), walls, ceiling tiles, etc. We are getting quotes for the work that will be covered by insurance and for work that needs to be completed to make everything match.

**\*\*ACTION ITEM: Consider ideas on refinishing the Church building floors and halls.**

The sidewalk project – Discussion continued on the possibilities for this project. Deacon Mike suggested a larger vision of beautifying the “side” or West entrance to create a second “main entrance” concept. Possible targets for improvement are the AC unit fenced area, the courtyard, upgrading the entrance doors, a curved sidewalk along the PCC parking lot. Jim and Terrance Casey measured the distance between the curb and the electrical box and determined that we could still have a side walk. If we do a larger beautification project and alter the side entrance structure of the building, will that trigger code compliance? Something costly to consider. Continued prayer and investigation of possibilities is needed. Project is tabled until the spring.

Building A and B entryway steps – The steps going into both Building A and Building B are posing a safety hazard for staff and visitors. We have been quoted \$5,000 to repair both and this work will be completed in the coming months.

**Tithe – Feb 2026 - Mar 2026 with the \$5,000.02 set aside at our March meeting – \$7,979.74**

We are still working through the catch-up amounts from the time that Bianca was on maternity leave. The Council agreed to hold \$5,000.02 at our March meeting. This is included in our total to disburse.

There was a donation request for the old Cathedral School in Yakima that is being converted into a Mission Center that will serve programs like Magnificat. A request for money for A/V to enhance classroom capabilities had a deadline of April 3, 2026 and so Father Michael donated \$500.00 on our behalf to this cause.

**New total to distribute: \$7,479.74**

\$500.00 – Diocese of Yakima for the Mission Center – already donated

\$500.00 – Blue Dragon

\$500.00 – Sudan Relief Fund

\$1,000.00 – Soul Soup

\$1,000.00 – Catholic Relief Services

\$1,000.00 – Catholic Relief Services – Lenten Rice Bowl Program

\$3,479.74 is being carried over to our May meeting.

**Round the Table –**

**Wynona:** Parish Mission with Father Tony Riccard is April 19 for Life Teen/EDGE and April 20-21 for everyone else. It will be at 6:30pm in the church.

The Spring Catholic Education series will follow at the end of April through May. Watch the bulletin for more information in the coming weeks.

**Pat and Lenice:** Parish Celebration is May 30<sup>th</sup>!

**Duc:** Provided an update on how our recent monetary contributions are serving Soul Soup. The Holy Spirit Soul Soup team of 14 people served about 108 meals on March 25<sup>th</sup>. The April 1<sup>st</sup> team of 15 people served 75 meals.

**Meg:** Thank you to all who supported the Easter Egg Hunt. The kids had a lot of fun!

**Jared:** Thank you to all who have supported the fundraising efforts for the youth and adults going to Life Teen camp in San Diego. All of the necessary funds have been raised. 9 teens and 4 adults will fly to San Diego on July 4<sup>th</sup> for 1 week. The cost was \$1,500 per person. They plan to put a thank you notice in the bulletin and have an opportunity for the teens to share with the community about their experience over coffee and cookies later in the summer. Going further, they plan to send students on even years in an effort to not have to so much fundraising every year. The plan is to go to Steubenville NW on the odd years.

## **Overall Action Items:**

**ACTION ITEM:** Linda will contact Rose Stevens, who was the parish photographer for many years, and find out how we can obtain her photo library.

**\*\*ACTION ITEM:** Jared will obtain slide operator/videographer guidelines from Robin Rego/Bill Retterer.

**\*\*ACTION ITEM:** Deacon Ken will ensure that all the ushers know where the AED machine is located.


**\*\*ACTION ITEM:** Jared will reach out to Trish and work with her and the relevant ministry leads of the different liturgical ministries to update and compile all ministry guidelines in one place. They will also determine who will be a part of this Parish Ministerial group.

**\*\*ACTION ITEM:** Consider ideas on refinishing the Church building floors and halls.

**\*\*ACTION ITEM:** The Council Members will continue to pray and investigate possibilities for the sidewalk enhancement/beautification ideas.

**NEXT MEETING: May 13, 2026 at 6pm**

Displays of different colors schemes, and levels of epoxy coating





# POLYMER FLAKE™



## DESCRIPTION


TORGINOL® POLYMER FLAKE™ are composed of water-based resin materials, organic minerals, additives, and various pigments. This unique product is integrally pigmented, brilliantly colored, random in shape, sized within a standardized range, and can be custom blended to achieve optimal appearance and texture qualities with a resinous flooring or wall-coating system.

POLYMER FLAKE™ are available in over 150 color-styles and six sizes that can be mixed and matched to custom design your floor and enhance any décor.



## TYPICAL FLAKE SYSTEM

For best results, a clear topcoat is recommended to fully encapsulate the FLAKE™ and provide a durable wearing surface.



## FEATURES & BENEFITS

- ✓ FLAKE™ flooring enhances everyday spaces
- ✓ Custom blends & color designs
- ✓ Sample matching expertise
- ✓ Over 150 color-styles in-stock
- ✓ Six unique sizes for optimum aesthetics
- ✓ FLAKE™ texture provides anti-slip qualities
- ✓ Water-based chemistry, zero VOC
- ✓ Formulated for optimal flexibility & strength
- ✓ UV tested lightfastness (see Color Palette ratings)
- ✓ Applies safely with speed & ease
- ✓ No minimum order quantities
- ✓ Lab-tested resin system compatibility
- ✓ Custom packaging & labeling options
- ✓ Cost effective performance flooring solution

**DISCLAIMER:** The information set forth in this Technical Data Sheet represents typical properties of the product described; the information and typical values are not specifications. Torginol, Inc. makes no representation or warranty concerning the products, expressed or implied, by this Technical Data Sheet.

**ENHANCING  
EVERYDAY  
SPACES™**

Torginol, Inc.  
4617 S Taylor Drive  
Sheboygan, WI 53081 | USA  
(920) 694-4800 | 1-800-558-7596  
sales@torginol.com | www.torginol.com

## COLOR PALETTE



## MARBLE FLAKE



## VARIEGATED FLAKE



● = Poor Lightfastness   ● = Moderate Lightfastness   ○ = Good Lightfastness  
 Colors with poor lightfastness are not recommended for applications with direct sun exposure. Lightfastness ratings are based on accelerated UV testing in accordance with ASTM D155 (1,000 hour Xenon Arc Light Exposure).

**DISCLAIMER:** TORINOX® Variegated and Marble Flake may vary slightly from lot-to-lot due to limitations in the manufacturing process. To ensure optimal color consistency when using multiple lots, intermix prior to use.



**FLUORESCENT**



**PHOSPHORESCENT**



**METALLIC**



● = Poor Lightfastness   ■ = Moderate Lightfastness   None = Good Lightfastness

Colors with poor lightfastness are not recommended for applications with direct sun exposure. Lightfastness ratings are based on accelerated UV testing in accordance with ASTM D155 (1,000 hour Xenon Arc Light Exposure).

## PERFORMANCE SPECIFICATIONS

<b>Color (<math>\Delta E \pm 0.5</math>)</b>	Spectrophotometer (ASTM E866)	Pass
<b>Dry Film Thickness Gauge</b>	Micrometer (ASTM D1005)	-5 mils
<b>Shape</b>	Visual Evaluation (ASTM D4086)	Random
<b>Odor</b>	Olfactory (ASTM D1296)	Odorless
<b>Surface Texture</b>	Leveling Draw-Down (ASTM D4062)	Smooth
<b>Metamerism</b>	Spectrophotometer (ASTM E866)	Nonmetameric
<b>Sheen</b>	60° Gloss Meter (ASTM D523)	< 95 units
<b>Dry Film Flexibility</b>	Mandrel Bend Test (ASTM F137)	Pass
<b>Opacity &gt; 98%</b>	Visual Evaluation (ASTM D6762)	Pass
<b>Size Distribution</b>	Normal Sieve Analysis (ASTM C136)	Pass

## COATING SYSTEM COMPATIBILITY

Lab-tested resin system compatibility (Pass/Fail)

<b>Epoxies</b>	Pass
<b>Methyl Methacrylates (MMA)</b>	Pass
<b>Polyaspartics</b>	Pass
<b>Polyureas</b>	Pass
<b>Polyurethanes</b>	Pass

**Compatible with 100% Solids, Solvent-based & Waterborne Systems**

**DISCLAIMER:** Unknown resin compatibility testing recommended prior to use.

## PACKAGING

	Net Weight	Gross Weight
<b>Unit Packaging</b> <i>Poly-lined Corrugated Cartons</i>	40 LB (18.14 KG)	44 LB (20 KG)
<b>Full Pallets</b> <i>48 Cartons (4 Layers x 12 Cartons Per)</i>	1,920 LB (870.12 KG)	2,104 LB (954.4 KG)
<b>Full Truckload</b> <i>20 Pallets (960 Cartons)</i>	38,400 LB (17,417 KG)	42,080 LB (19,087.2 KG)

## FREIGHT SHIPPING CLASSIFICATION

<b>Domestic NMFC Classification Code:</b>	156150, Class 55
<b>International Harmonized Tariff Code:</b>	3906.90.50

## COVERAGE RATE GUIDELINES Square Feet Per Pound

FLAKE Sizes	Full SF/LB	Heavy SF/LB	Light SF/LB
Original (1")	9-12	25-50	50-200
1/2"	7-9	25-50	50-200
1/4" & 1/8"	5-7	25-50	50-200
1/16" & 1/32", HYBRID	3-5	25-50	50-200

Coverage rate guidelines are approximations and representative in nature. Exact coverage rates will vary based on application techniques, system specifications and customer preferences.

## STORAGE



FLAKE™ should be stored in an air tight poly-bag in a dry environment at room temperature to avoid moisture, humidity, and product damage.



## PRODUCT LIMITATIONS

- ✓ FLAKE™ are random in shape and size; due to inherent product characteristics, a small amount of finer particles will be present within each box.
- ✓ Most FLAKE™ colors are formulated using lightfast pigments for good UV stability. Some colors may have moderate or poor UV stability due to pigment technology limitations. Please refer to FLAKE™ Color Palette for lightfastness ratings by color.
- ✓ FLAKE™ colors with good lightfastness ratings may be suitable in exterior applications. Coating manufacturer system specifications for UV stability and environmental durability will determine exterior application suitability.
- ✓ FLAKE™ does not protect against efflorescence. For more information, please consult coating system manufacturer specifications for vapor barrier protection with exterior applications.

## SIZE PROFILES FB-513 Coyote



V25010001

**ENHANCING  
EVERYDAY  
SPACES™**

**Torginol, Inc.**  
4617 S Taylor Drive  
Sheboygan, WI 53081 | USA  
(920) 694-4800 | 1-800-558-7596  
service@torginol.com | www.torginol.com



