

West Central Solid Waste District



HOUSEHOLD/GARDEN ALTERNATIVES

YOU CAN MAKE A DIFFERENCE



765-653-2150 OR 800-211-2750

www.westcentralswd.com

Serving Montgomery, Parke, and Putnam Counties
Since 1991




This Publication is Provided By:
West Central Solid Waste District

Serving
Montgomery, Parke and Putnam Counties

You Can Make A Difference.

Please Help Preserve Our
Environment for Future
Generations!



Buy Recycled



Solar Cascading Copper Fountain made
from recycled copper.

Visit: www.improvementscatalog.com



Recycled Plastic Lumber
Calypso Super Bar & Baja Stools
Visit www.abundantearth.com

**WCSWD is not affiliated with nor promoting any products listed in booklet. This is just
a sampling of buy-recycled items and not an all-inclusive listing.*

Buy Recycled

Recycled Plastic Hampshire Glider
Chair & Bench

Visit www.abundantearth.com



Raised Bed Garden Kit Container

Visit www.abundantearth.com

Our Mission




West Central Solid Waste District (WCSWD) is a government agency whose purpose is to inform, educate, and inspire the citizens of Montgomery, Parke, and Putnam Counties in Central Indiana about proper waste disposal, waste reduction, reuse and recycling, and to provide programs and services in these areas.

We strive to continually improve the quality and availability of these programs and services, collaborating with private entities and pursuing innovative options wherever possible.

Educating citizens, along with convenient/effective programs and services enables West Central Solid Waste District to protect the environment, fulfill all regulatory and legislative objectives, and benefit our communities today and tomorrow.

Less Toxic Alternatives for Household Hazardous Waste Products in the Home and Garden!




Many household products that are used on a daily basis in our homes and gardens are potentially hazardous waste and are sometimes flushed down the drain or tossed in the trash.

These wastes can be a threat to the environment when disposed of improperly by contaminating rivers and ground water.

To avoid this problem, substitutes can be used for products commonly used in routine household chores that are less costly, and simple alternatives. Pre-test area or materials before using any substitutes.

See following pages for less toxic alternatives for your home, pest, and garden control.



Buy Recycled

Recycled Garden Glass for Landscaping



These items can be purchased at www.closestheoop.com/



Pavers

Alternatives for the Garden

Spread mulch up to three inches thick in your flower and vegetable gardens. The mulch will help soil retain moisture (making your plants healthier) and will smother out weeds. An alternative to wood mulch when landscaping is rubber mulch. Colored artificial rubber landscape mulch is available and is made from 100% recycled tire chips.



Rubber mulch comes in a variety of colors

Try pulling weeds like dandelions and thistle before you get out the spray.



www.cleanairgardening.com



Rain Barrel

Alternatives for Housework



Batteries: Take a close look when purchasing battery operated products. Try to buy rechargeable batteries for those items or make sure it has an adapter, or battery eliminator[*is a device powered by an electrical source other than a battery*], you can use when AC current is available.

Air Freshener: [1] Herbal potpourri [2] cotton balls soaked in vanilla [3] boil cinnamon and clovers in a small amount of water [4] an open box of baking soda, absorbs refrigerator odors [5] Borax sprinkled in the bottom of garbage cans control odors.

All Purpose Cleaner: [1] One gallon of hot water mixed with 1/4 cup of vinegar can replace ammonia or chlorine. Safe for all surfaces can be rinsed with water. [2] Instead of a scouring pad, which contains both phosphorous and chlorine, try Bon Ami.

Bathroom Cleanser: Try baking soda when scrubbing surfaces clean and wipe surfaces with 1/4 cup vinegar, 1 gallon hot water.

Blood Stains: Club soda and cold water will remove fresh blood stains. Blot with a clean cloth.

Carpet Cleaning

Chewing Gum: Rub with ice. Gum will flake off.

Chocolate Stains: Blot stain with club soda.

Copper Cleaner: Dip the copper in warm vinegar, then sprinkle salt on the piece and scrub with a soft cloth. Rinse well with clean water.

Drain Cleaners and Drain Openers:

Baking Soda and Salt: Pour 1/2 cup salt and 1/2 cup baking soda down the drain. Follow with 6 cups of boiling water. Let sit overnight and then flush with water. The hot water should help dissolve the clog and the baking soda and salt serve as an abrasive to break through clog.

Housework Alternatives

Baking Soda and Vinegar: Pour 1/2 cup baking soda down drain. Add 1/2 cup white vinegar and cover the drain if possible. Let stand for a few minutes, and then pour a kettle of boiling water down the drain to flush it. The combination of baking soda and vinegar can break down fatty acids soaps and glycerine; allowing the clog to wash down the drain. **CAUTION-DO NOT USE THIS METHOD AFTER ANY COMMERCIAL DRAIN OPENER HAS BEEN USED OR IS STILL PRESENT IN STANDING WATER.**

Floors & Toilets: Use a mixture of 2-3 teaspoons each of borax and liquid dish soap in 2 quarts of hot water. This replaces chlorine and hydrochloric acid.

Germ: Make your own disinfectant by mixing 1/2 cup borax with 1 gallon of hot water. This replaces products that are poisonous and flammable.

Hand Cleaner: To clean hands of paint or grease, massage them with baby or mineral oil, margarine or butter. Wipe them dry with a paper towel then wash hands with soap and water.

Lime and Mineral Deposit Remover: Use vinegar to remove deposits which may be clogging your metal showerhead, combine 1/2 cup white vinegar and one quart water. Then completely submerge showerhead and boil 15 minutes. If plastic showerhead, combine 1 pint vinegar and 1 pint hot water, submerge and soak for about an hour.

Mildew: Mix borax with warm water as needed. This replaces other shower and tub mildew removing products that contain pesticides.

Oven Cleaner: [1] Dampen the spill and sprinkle salt on it while the oven is still warm. Scrape the spill away when cooled. [2] Grease spots can be removed with a vinegar soaked rag. [3] Tough spots can be eliminated by wetting the area then lightly scrubbing with baking soda and steel wool.

Beneficial Insects for the Garden



Damselfly

Eats small caterpillars, aphids, thrips and mosquitoes!



Green Lacewing

Their larvae feeds on mites, insect eggs, and they have huge appetites for aphids.



Syrphid Fly

Looks like a small wasp, and hovers like a hummingbird. The larvae prey on aphids, scales, leafhoppers and thrips.



Braconid Wasp

Lays their eggs in "host" insects. Prey on aphids, cabbageworms and a host of others.



Ground Beetle

Feeds on grubs and slugs by night, also eats the eggs or larvae of Colorado potato beetle, ants, aphids and thrips.





Beneficial Insects for the Garden

Use bugs to eat bugs. Beneficial insects prey on many pest species. Pest control without chemicals!. Plant flowers like marigolds and purple coneflowers in with vegetable plants to attract these hard working helpers. One ladybug can eat 400 aphids in its life! Interested in purchasing beneficial insects for your garden visit www.buglogical.com

Ladybugs

A benign insect that is a fierce predator. Devours mealy bugs, aphids, spider mites, and soft scale insects.



Tachnid Fly

They are one of the most prolific beneficial insects. They like Japanese beetles, sawflies and caterpillars .



Praying Mantis

Will eat any insect they catch, including their own kind.



Spined Solider Bugs

Looks like stinkbugs. They harpoon their prey, such as aphids, slugs and spider mites, and then paralyze them with an injection.



Housework Alternatives



Pet Stains/Odors: Use a mixture of 1/2 cup vinegar in 1/2 cup liquid soap. Rub mixture into stain/odor, blot the stain and rinse with water.

Rust Remover: The weak acid in vinegar works well on rust stains. Warm vinegar and scrubbing will remove rust from dishes, sinks and teapots.

Silver Cleaning: [1] Baking soda and water or buttermilk make nice silver-soaking solutions. [2] The fine abrasives in toothpaste will brighten silver jewelry with mild brushing. [3] Boil silver for 2-3 minutes in a mixture of 1 cup water, 1 teaspoon baking soda, 1 teaspoon salt and a piece of aluminum foil. Rinse with water and dry with a soft cloth.

Sinks/Countertops: Use vinegar mixed with warm water and salt.

Stains: General household stains can be cleaned and disinfected with borax solutions.

Windows: Vinegar and water mixed makes an excellent window cleaner.

Wood Furniture Polish: [1] Look for products containing pure oils like lemon oil, Chinese tung oil, or almond oil without petroleum distillates [products made from crude oil that have been distilled in a refinery and then usually processed further and purified in some manner] [2] You can make furniture polish yourself with a mixture of 1 part lemon juice and 2 parts mineral, vegetable, or olive oils.

Wood Cleaning: Try using Murphy's Oil Soap

Wood Scratches: Mix 1 teaspoon each of lemon juice and mineral oil.

Automotive Alternatives

Oil Spots on Garage Floor:

Mineral Spirits: To remove oil drippings from concrete : Soak the area with mineral spirits for 30 minutes and then scrub with a stiff brush as you add more mineral spirits. Immediately after the scrubbing, absorb the grease with oil towels or newspaper. Allow concrete to dry, and then wash the area with a solution of laundry detergent, 1 cup borax, and 1 gallon of water.

Non-deodorized pure kitty litter, washing soda: Cover the oil spot completely with kitty litter. Rub it in so that the oil is really absorbed. Sweep it up and cover again until the oil is gone. Whatever residue is left will be eliminated if you wash the area with a solution of laundry detergent, 1 cup borax, and 1 gallon of water.

Windshield Wiper Fluid:

Rubbing alcohol: Combine 1 quart rubbing alcohol, 2 tablespoons liquid detergent and 1 cup water. This formula will not freeze down to 35 degrees below zero.

Vinegar: When you have to leave your car outside overnight in the winter, mix 3 parts vinegar to 1 part water and coat the windows with this solution. This vinegar and water combination will keep windshields ice and frost-free.

Cleaners and Polishers:

Aluminum Foil: Rub chrome with aluminum foil, shiny side out.

Baby Oil: Apply baby oil with a soft cloth and polish to remove stains from chrome trim on faucets, kitchen appliances, vehicles, etc.



Alternatives for Pest Control

Houseplants All Purpose Spray: Grind three hot peppers, three large onions, and one whole bulb of garlic. Cover the mash with water and let stand overnight. Strain through a cheesecloth and add enough water to make a gallon of spray.

Soap and Water Spray: Mix up a solution of liquid soap and water in a pump-spray bottle at the ratio of 2 1/2 teaspoons per quart. Spray infested leaves with soapy water, then rinse off with plain water after a few minutes.

Garlic Clove : Plant a garlic clove along with your plant. As it grows, simply keep cutting it down so it will not affect the appearance of your plant. Garlic will not harm the plant, but bugs hate it.

Moths: [1] Use cedar blocks or chips instead of moth balls. [2] Store sweaters in airtight containers or zip bags. [3] Clothes dryer kills moth eggs by running garment through a warm dryer [4] **Lemon Pell and Cinnamon**—mix handfuls of dried lavender, mint, rosemary sage, thyme ; add a little lemon peel and a pinch of cinnamon. Place in closets, drawers, or closed container to mothproof garments. [5] Molasses, vinegar, and yellow container-to trap moths, mix 1 part molasses with 2 parts vinegar and place in yellow container to attract moths; clean regularly.

Mice/Rats: Non-toxic traps are available and the best choice. Avoid using poisons, which can be lethal to children and pets.

Mashed potato powder or buds: Place instant mashed potato powder or buds in strategic places with a dish of water close by. After eating the powder or buds mice will need water. This causes fatal bloating.






Alternatives for Pest Control

Ant Control: [1] When ants first appear, the best choice is to wipe them away with a soapy sponge. [2] Sprinkle barriers of talcum powder, chalk, bone meal, cayenne pepper, chili pepper or boric acid across ant trails. Ants will avoid lines of powder and sharp crystals. [3] Place a small, quantity of green sage on your cupboard shelves. [4] Wash counter tops, cabinets and floor with equal parts vinegar and water to deter ant infestations. [5] Growing pennyroyal, spearmint, and southernwood, around the border of your house will deter ants and the aphids they carry.

Cockroaches: [1] Try a light dusting of borax around the refrigerator, stove and duct work. [2] Make a mixture of sugar, flour, and boric acid to poison roaches. The cockroaches will carry the mixture back to the nest.



Fleas: Ridding your home of fleas can be a long drawn out cycle; however, prevention is the best control. [1] If you have pets, apply flea control on a regular basis [2] Regular vacuuming will help eliminate them. When changing the bag, take outside to dispose of; the contents collected in a vacuum cleaner bag is conducive for breeding.



Flies: [1] Don't spray, instead swat. [2] Non-insecticide flypaper still does the trick. [3] Do not leave garbage or other food waste exposed; remember to always put a lid on your trash cans.

Automotive Alternatives

Baking Soda: To clean chrome apply a paste of baking soda and water to the chrome surface with a sponge, let the paste set for a few minutes, then rinse and wipe dry with a soft cloth.

Newspaper: To make chrome fixtures shine brightly, rub them with newspaper after they have been wet. Wear gloves to avoid getting the newsprint on your hand and other surfaces.

Vinegar: To clean chrome, wipe with a soft cloth in undiluted white or cider vinegar.





Alternatives for Laundry

Detergent: [1] Use powdered, phosphate-free detergent. Do not use more than the prescribed amount as more soap will only add a surface film, and will not get clothes cleaner. [2] For extra whitening, use soap flakes and washing soda.

What are soap flakes?

Soap Flakes are pure soap in a flake form. Shaped like tiny flat diamonds, Soap Flakes are made from a 100% vegetable base of palm and coconut oils. They contain no bleaches, phosphates, enzymes, or perfumes. An innovation in the early 1900's, Soap Flakes continue to work well today. Soap Flakes are completely biodegradable. Soap Flakes are perfect for washing delicate fabrics, chiffons, cottons, silks, woolens, and specially treated microfiber fabrics such as waterproof sports and outdoor clothing.

What is washing soda?

Washing soda is not baking soda. Washing soda should be in the laundry section of your grocery store. It comes in a yellow box, made by Arm & Hammer, but is not baking soda.

Fabric Softener: Add 1 cup of white vinegar or 1/4 cup of baking soda to final rinse.

General Cleaners:

Vinegar: [1] To remove smoky odor from clothes, fill your bathtub with hot water. Add 1 cup white vinegar. Hang garment above the steaming bath water. [2] White vinegar eliminates soap residue by adding 1 cup to the water's final rinse. Vinegar is too mild to harm fabrics but strong enough to dissolve alkaline in soaps and detergents. Vinegar also breaks down uric acid, so adding 1 cup of vinegar to the rinse water is especially good for babies' clothes.



Alternatives for Laundry

Vinegar: CAUTION: DO NOT USE VINEGAR IF YOU ADD CHLORINE BLEACH TO YOUR RINSE WATER. IT WILL PRODUCE HARMFUL VAPORS.

Baking Soda: You can cut the amount of chlorine beach used in your wash by half when you add 1/2 cup baking soda to top loading machines or 1/4 cup to front loaders. Baking soda also makes clothes feel soft and smell fresh, add 1/4 to 1/2 cup per wash load.

Protein Shampoo: When hand washing silk use a protein shampoo to "feed" the protein in the silk.

Perspiration Stains: [1] Weak water solutions of white vinegar, lemon juice or aspirin can be used as a pre-soak to remove stains [2] Soak clothes in a solution of corn meal and water. [3] Soak fabric in water in which 2 aspirins have been dissolved.

Spot and Stain Remover: [1] Try a water and vinegar mixture on weak stains. [2] On tough stains try soaking the spot in a mixture of 1/4 cup borax in 2 cups of cold water before washing. [3] Rub corn meal and water into greasy stains then rinse with lemon juice before machine washing.

Starch: For homemade laundry starch, dissolve 1 tablespoon cornstarch in 1 pint cold water. Place in spray bottle and shake before using. Clearly label the content of spray bottle.

White Bright: [1] Avoid using chlorine bleach as it can hazardous when combined with other elements in waste water. [2] Washing soda[--sodium carbonate--is in the same family as baking soda] and will give the same results as bleach.