



STEADFAST SUPPLY

BUILT TO LAST, ROOTED IN FAITH



325-262-1996 ● 325-998-3855

TABLE OF CONTENTS

CORRAL PANELS – BOW GATES – ROUND PENS – RIDING ARENAS

Everyday series	4-11
Rugged series	12-15
Rodeo series	16-17

ROPING ARENAS

Arena Packages	18-19
Frontier	20-23
Longhorn	24-27
Bravado	28-31
Roping Components	32-33

FENCING – BARRIER PANELS – GATES – SWEEPS

Continuous Fence	34
Deer Feeder Panels	35
Pasture Gates	36-37
Cattle Sweep Systems	38-48

SMALL LIVESTOCK PRODUCTS

Vertical Rail Expo Pens & Wire Pens	50-51
Sheep/Goat Corral Panels – Bow Gates – Pens	52-53
Sweep Systems	54-59
Kidding Barns	60-61

ROUND BALE FEEDERS

Round Bale Feeders	62
--------------------------	----



- CORRAL PANELS
- BOW GATES
- ROUND PENS
- RIDING ARENAS

LIGHT DUTY PANEL - RECOMMENDED FOR HORSES, CALVES, ALPACA
ROUND PENS, ARENAS, PERIMETER FENCING, HAY LOTS, NON-CROWD AREAS



EVERYDAY SERIES (Rails have flat ends)



Field 100

LEGS: 1 1/4" 16 GAUGE ROUND PIPE - 6 SHEARED RAILS: 1" 18 GAUGE ROUND PIPE
TO KEEP COSTS LOW PIPE SIZES ARE NOT CONSISTENT

EVERYDAY SERIES

FIELD 100



Corral Panels - 5' Tall	
5' x 10' - 6 Rail	\$95.00
5' x 12' - 6 Rail	\$105.00
Gates - 5' Tall	
5' x 10' Panel w/4' or 6' Gate	\$205.00
5' x 12' Panel w/4' or 6' Gate	\$220.00
10' Walk Through Gate	\$205.00
10' Ride Through Gate	\$255.00
4' Walk Through Gate	\$245.00
4' Ride Through Gate	\$260.00
6' Walk Through Gate	\$255.00
Corral Panels - 6' Tall	
6' x 10' - 7 Rail	\$105.00
6' x 12' - 7 Rail	\$120.00
Gates - 6' Tall	
6' x 10' Panel w/4' or 6' Gate	\$215.00
6' x 12' Panel w/4' or 6' Gate	\$230.00
10' Walk Through Gate	\$215.00
4' Walk Through Gate	\$155.00
4' Ride Through Gate	\$170.00
6' Walk Through Gate	\$165.00

LIGHT DUTY PANEL - RECOMMENDED FOR: CALVES, HORSES, GOATS, ALPACA
ARENAS - ROUND PENS



EVERYDAY SERIES (Rails have flat ends)



All-Purpose 200

LEGS: 1 5/8" 16 GAUGE ROUND PIPE - 10 SHEARED RAILS: 1" 18 GAUGE ROUND PIPE

EVERYDAY SERIES

ALL-PURPOSE 200



Corral Panels - 5' Tall	
5' x 10' - 6 Rail	\$120.00
5' x 12' - 6 Rail	\$135.00
Gates - 5' Tall	
5' x 10' Panel w/4' or 6' Gate	\$225.00
5' x 12' Panel w/4' or 6' Gate	\$240.00
10' Walk Through Gate	\$225.00
10' Ride Through Gate	\$275.00
4' Walk Through Gate	\$175.00
4' Ride Through Gate	\$180.00
6' Walk Through Gate	\$165.00
Corral Panels - 6' Tall	
6' x 10' - 7 Rail	\$135.00
6' x 12' - 7 Rail	\$142.00
Gates - 6' Tall	
6' x 10' Panel w/4' or 6' Gate	\$235.00
6' x 12' Panel w/4' or 6' Gate	\$250.00
10' Walk Through Gate	\$235.00
4' Walk Through Gate	\$175.00
4' Ride Through Gate	\$190.00
6' Walk Through Gate	\$175.00

MEDIUM DUTY PANEL - RECOMMENDED FOR : CATTLE, HORSES, ALPACA
FEED LOTS - SORTING PENS - HOLDING PENS - ARENAS - ROUND PENS -CORRALS

100'x200' Riding Arena 6' Tall Md.Duty



EVERYDAY SERIES (Rails have flat ends)



Homestead 300

LEGS: 1 5/8" 16 GAUGE ROUND PIPE - 6 SHEARED RAILS: 1 1/4" 18 GAUGE ROUND PIPE

EVERYDAY SERIES

HOMESTEAD 300



Corral Panels - 5' Tall	
5' x 10' - 6 Rail	\$105.00
5' x 12' - 6 Rail	\$118.00
Gates - 5' Tall	
5' x 10' Panel w/4' or 6' Gate	\$215.00
5' x 12' Panel w/4' or 6' Gate	\$230.00
10' Walk Through Gate	\$215.00
10' Ride Through Gate	\$265.00
4' Walk Through Gate	\$160.00
4' Ride Through Gate	\$170.00
6' Walk Through Gate	\$165.00
Corral Panels - 6' Tall	
6' x 10' - 7 Rail	\$120.00
6' x 12' - 7 Rail	\$133.00
Gates - 6' Tall	
6' x 10' Panel w/4' or 6' Gate	\$225.00
6' x 12' Panel w/4' or 6' Gate	\$240.00
10' Walk Through Gate	\$225.00
4' Walk Through Gate	\$170.00
4' Ride Through Gate	\$180.00
6' Walk Through Gate	\$175.00

MEDIUM DUTY PANEL - RECOMMENDED FOR: HORSES, ALPACA
ARENAS - ROUND PENS - CORRALS



EVERYDAY SERIES (Rails have flat ends)



RanchHand 400

LEGS: 1 5/8" 16 GAUGE ROUND PIPE - 5 SHEARED RAILS: 1 5/8" 18 GAUGE ROUND PIPE

EVERYDAY SERIES

RANCHHAND 400



Corral Panels - 5' Tall	
5' x 10' - 6 Rail	\$115.00
5' x 12' - 6 Rail	\$125.00
Gates - 5' Tall	
5' x 10' Panel w/4' or 6' Gate	\$220.00
5' x 12' Panel w/4' or 6' Gate	\$235.00
10' Walk Through Gate	\$220.00
10' Ride Through Gate	\$270.00
4' Walk Through Gate	\$165.00
4' Ride Through Gate	\$175.00
6' Walk Through Gate	\$170.00
Corral Panels - 6' Tall	
6' x 10' - 7 Rail	\$120.00
6' x 12' - 7 Rail	\$135.00
Gates - 6' Tall	
6' x 10' Panel w/4' or 6' Gate	\$230.00
6' x 12' Panel w/4' or 6' Gate	\$245.00
10' Walk Through Gate	\$230.00
4' Walk Through Gate	\$175.00
4' Ride Through Gate	\$185.00
6' Walk Through Gate	\$180.00

HEAVY DUTY PANEL - RECOMMENDED FOR: HORSES, CATTLE
FEED LOTS - SORTING PENS - ARENAS - ROUND PENS - CORRALS - HOLDING PENS



RUGGED SERIES (360 Degree Welds)



Outlaw 600

LEGS: 1 / 4" 14 GAUGE SQUARE TUBING - 6 SHEARED RAILS: 1" 14 GAUGE ROUND PIPE

RUGGED SERIES

OUTLAW 600



Corral Panels - 5' Tall	
5' x 10' - 6 Rail	\$145.00
5' x 12' - 6 Rail	\$165.00
Gates - 5' Tall	
5' x 10' Panel w/4' or 6' Gate	\$255.00
5' x 12' Panel w/4' or 6' Gate	\$260.00
10' Walk Through Gate	\$245.00
10' Ride Through Gate	\$295.00
4' Walk Through Gate	\$190.00
4' Ride Through Gate	\$200.00
6' Walk Through Gate	\$195.00
Corral Panels - 6' Tall	
6' x 10' - 7 Rail	\$160.00
6' x 12' - 7 Rail	\$175.00
Gates - 6' Tall	
6' x 10' Panel w/4' or 6' Gate	\$255.00
6' x 12' Panel w/4' or 6' Gate	\$270.00
10' Walk Through Gate	\$255.00
4' Walk Through Gate	\$200.00
4' Ride Through Gate	\$210.00
6' Walk Through Gate	\$205.00

HEAVY DUTY PANEL - RECOMMENDED FOR: HORSES
ARENAS - ROUND PENS - STALLS



RUGGED SERIES (360 Degree Welds)



Maverick 1000

LEGS: 1 5/8" 16 GAUGE SQUARE TUBING - 4 RAILS: 1 5/8" 16 GAUGE ROUND PIPE

RUGGED SERIES

MAVERICK 1000



Corral Panels - 5' Tall	
5' x 10' - 4 Rail	\$140.00
5' x 12' - 4 Rail	\$155.00
5' x 16' - 4 Rail	\$195.00
Gates - 5' Tall	
5' x 10' Panel w/4' or 6' Gate	\$300.00
5' x 12' Panel w/4' or 6' Gate	\$320.00
10' Walk Through Gate	\$360.00
10' Ride Through Gate	\$325.00
4' Walk Through Gate	\$270.00
4' Ride Through Gate	\$280.00
6' Walk Through Gate	\$275.00

HEAVY DUTY PANEL - RECOMMENDED FOR: CATTLE, HORSES
ARENAS - ROUND PENS - STALLS - STUD PENS - CATTLE PENS



(360 Degree Welds)



RODEO SERIES

BullProof 1100

LEGS & TOP RAIL: 1 1/2" 12 GAUGE SQUARE TUBING - 5 RAILS: 1" 14 GAUGE SQUARE

RODEO SERIES

BULLPROOF 1100



Corral Panels - 6' Tall	
6' x 10' - 6 Rail	\$230.00
6' x 12' - 6 Rail	\$240.00
Gates - 6' Tall	
6' x 10' Panel w/4' or 6' Gate	\$330.00
6' x 12' Panel w/4' or 6' Gate	\$345.00
10' Walk Through Gate	\$330.00
10' Ride Through Gate	\$380.00
4' Walk Through Gate	\$375.00
4' Ride Through Gate	\$385.00
6' Walk Through Gate	\$380.00



ROPING ARENAS

LET US BUILD YOUR DREAM

A LEGACY OF

✦ QUALITY

✦ AFFORDABILITY


✦ CUSTOMER SERVICE

Call now!



Contact Us:

325-262-1996 • 325-998-3855



YOU HAVE CHOICES

CHOOSE YOUR ARENA PACKAGE

BASIC

Roping Chute - Manual
Panels used for lead-ups
Everyday Arena Gates

SUPERIOR CHOICE

Roping Chute
(Remote Release)
2-Chute Extensions
Long L-Section
Elevated Stripping Chute
Everyday Arena Gates

CRACKER-JACK

Roping Chute
(Remote Release)
2-Chute Extensions
Long L-Section
Elevated Stripping Chute
Bow Gates

CHOOSE YOUR PANEL

Everyday Series

- Field 100
- All-Purpose 200
- Homestead 300
- RanchHand 400

Rugged Series

- Outlaw 600
- Maverick
1000

Rodeo Series

- BullProof
1100

CONTACT US

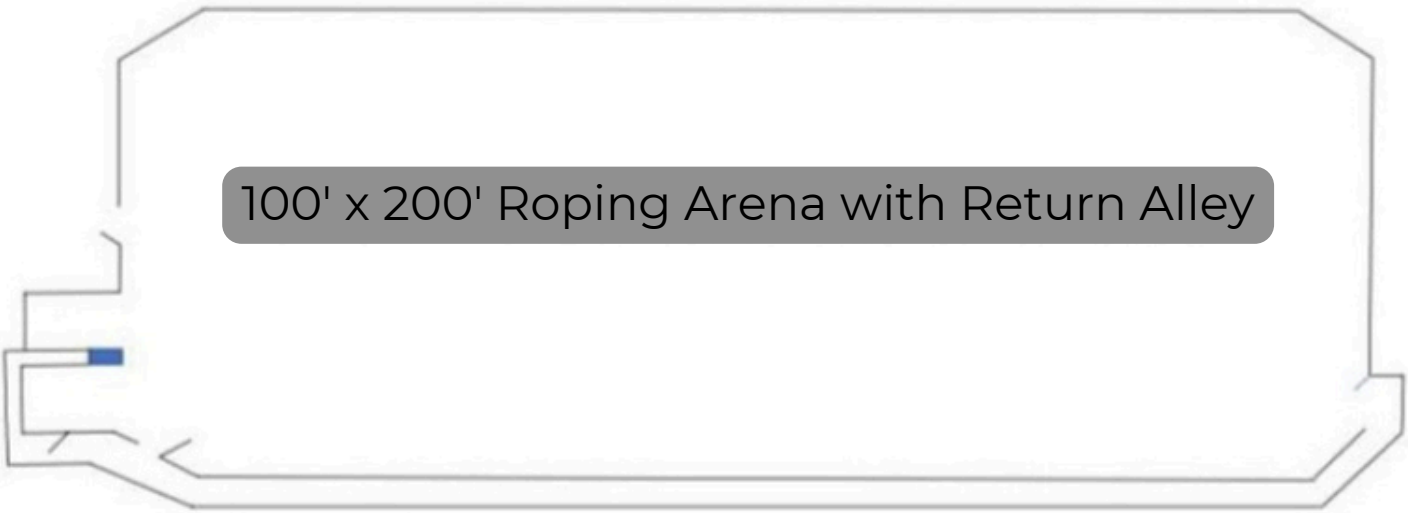


325-262-1996 ● 325-998-3855

Frontier 1						
Basic Arena Package Includes: Roping Chute (Manual), Panels Used for Lead-Ups						
100' X 200' ROPING ARENA *NO* RETURN ALLEY						
CHOOSE YOUR PANEL	CHOOSE YOUR POWDER-COAT COLOR					
EVERYDAY SERIES	GREEN	BLACK	BROWN	GRAY	BLUE	RED
Field 100	\$7,205.00	\$7,408.75	\$7,667.50	\$7,667.50	\$7,840.00	\$8,098.75
All-Purpose 200	\$8,080.00	\$8,283.75	\$8,542.50	\$8,542.50	\$8,715.00	\$8,973.75
Homestead 300	\$8,792.50	\$8,996.25	\$9,255.00	\$9,255.00	\$9,427.50	\$9,686.25
RanchHand 400	\$9,427.50	\$9,753.75	\$10,196.25	\$10,196.25	\$10,491.25	\$10,933.75
RUGGED SERIES	GREEN	BLACK	BROWN	GRAY	BLUE	RED
Outlaw 600	\$11,672.50	\$11,876.25	\$12,135.00	\$12,135.00	\$12,307.50	\$12,566.25
RODEO SERIES	GREEN	BLACK	BROWN	GRAY	BLUE	RED
BullProof 1100	\$18,610.00	\$19,020.00	\$19,447.50	\$19,447.50	\$19,732.50	\$20,160.00



Frontier 2						
Basic Arena Package Includes: Roping Chute (Manual), Panels Used for Lead-Ups						
100' X 200' ROPING ARENA W/ RETURN ALLEY						
CHOOSE YOUR PANEL	CHOOSE YOUR POWDER-COAT COLOR					
EVERYDAY SERIES	GREEN	BLACK	BROWN	GRAY	BLUE	RED
Field 100	\$8,647.00	\$8,911.00	\$9,247.50	\$9,247.50	\$9,475.00	\$9,816.25
All-Purpose 200	\$9,822.00	\$10,086.00	\$10,422.50	\$10,422.50	\$10,650.00	\$10,991.25
Homestead 300	\$10,775.00	\$11,038.00	\$11,375.00	\$11,375.00	\$11,602.50	\$11,943.75
RanchHand 400	\$11,620.00	\$11,883.00	\$12,220.00	\$12,220.00	\$12,447.50	\$12,788.75
RUGGED SERIES	GREEN	BLACK	BROWN	GRAY	BLUE	RED
Outlaw 600	\$14,615.00	\$14,878.00	\$15,215.00	\$15,215.00	\$15,442.50	\$15,783.75
RODEO SERIES	GREEN	BLACK	BROWN	GRAY	BLUE	RED
BullProof 1100	\$23,890.00	\$24,300.00	\$24,727.50	\$24,727.50	\$25,012.50	\$25,440.00



Frontier 3

Basic Arena Package Includes: Roping Chute (Manual), Panels Used for Lead-Ups

150' X 250' ROPING ARENA *NO* RETURN ALLEY

CHOOSE YOUR PANEL	CHOOSE YOUR POWDER-COAT COLOR					
EVERYDAY SERIES	GREEN	BLACK	BROWN	GRAY	BLUE	RED
Field 100	\$8,517.50	\$8,843.75	\$9,286.25	\$9,286.25	\$9,581.25	\$10,023.75
All-Purpose 200	\$9,667.50	\$9,926.25	\$10,267.50	\$10,267.50	\$10,495.00	\$10,836.25
Homestead 300	\$10,600.00	\$10,858.75	\$11,200.00	\$11,200.00	\$11,427.50	\$11,768.75
RanchHand 400	\$11,427.50	\$11,686.25	\$12,027.50	\$12,027.50	\$12,255.00	\$12,596.25
RUGGED SERIES	GREEN	BLACK	BROWN	GRAY	BLUE	RED
Outlaw 600	\$14,360.00	\$14,618.75	\$14,960.00	\$14,960.00	\$15,187.50	\$15,528.75
RODEO SERIES	GREEN	BLACK	BROWN	GRAY	BLUE	RED
BullProof 1100	\$22,847.50	\$23,257.50	\$23,685.00	\$23,685.00	\$23,970.00	\$24,397.50



Frontier 4						
Basic Arena Package Includes: Roping Chute (Manual), Panels Used for Lead-Ups						
150' X 250' ROPING ARENA W/ RETURN ALLEY						
CHOOSE YOUR PANEL	CHOOSE YOUR POWDER-COAT COLOR					
EVERYDAY SERIES	GREEN	BLACK	BROWN	GRAY	BLUE	RED
Field 100	\$9,772.50	\$10,098.75	\$10,541.25	\$10,541.25	\$11,278.75	\$11,278.75
All-Purpose 200	\$11,260.00	\$11,586.25	\$12,028.75	\$12,028.75	\$12,766.25	\$12,766.25
Homestead 300	\$12,462.50	\$12,788.75	\$13,231.25	\$13,206.25	\$13,968.75	\$13,968.75
RanchHand 400	\$13,526.25	\$13,852.50	\$14,295.00	\$14,295.00	\$15,032.50	\$15,032.50
RUGGED SERIES	GREEN	BLACK	BROWN	GRAY	BLUE	RED
Outlaw 600	\$17,302.50	\$17,628.75	\$18,071.25	\$18,071.25	\$18,808.75	\$18,808.75
RODEO SERIES	GREEN	BLACK	BROWN	GRAY	BLUE	RED
BullProof 1100	\$28,020.00	\$28,857.50	\$29,142.50	\$29,142.50	\$28,020.00	\$28,020.00



Longhorn 1						
Roping Chute Remote Release, 2-Chute Extensions, Long L-Section, Elevated Stripping Chute						
100' X 200' ROPING ARENA *NO* RETURN ALLEY						
CHOOSE YOUR PANEL	CHOOSE YOUR POWDER-COAT COLOR					
EVERYDAY SERIES	GREEN	BLACK	BROWN	GRAY	BLUE	RED
Field 100	\$13,481.25	\$13,685.00	\$13,943.75	\$13,943.75	\$14,116.25	\$14,375.00
All-Purpose 200	\$14,388.75	\$14,592.50	\$14,851.25	\$14,851.25	\$15,023.75	\$15,282.50
Homestead 300	\$15,022.50	\$15,226.25	\$15,485.00	\$15,485.00	\$15,657.50	\$15,916.25
RanchHand 400	\$15,611.25	\$15,870.00	\$16,211.25	\$16,211.25	\$16,438.75	\$16,780.00
RUGGED SERIES	GREEN	BLACK	BROWN	GRAY	BLUE	RED
Outlaw 600	\$17,702.50	\$17,906.25	\$18,165.00	\$18,165.00	\$18,337.50	\$18,596.25
RODEO SERIES	GREEN	BLACK	BROWN	GRAY	BLUE	RED
BullProof 1100	\$25,297.50	\$25,707.50	\$26,135.00	\$26,135.00	\$26,420.00	\$26,847.50



Longhorn 2						
Roping Chute Remote Release, 2-Chute Extensions, Long L-Section, Elevated Stripping Chute						
100' X 200' ROPING ARENA W/ RETURN ALLEY						
CHOOSE YOUR PANEL	CHOOSE YOUR POWDER-COAT COLOR					
EVERYDAY SERIES	GREEN	BLACK	BROWN	GRAY	BLUE	RED
Field 100	\$15,243.75	\$15,507.50	\$15,843.75	\$15,843.75	\$16,071.25	\$16,412.50
All-Purpose 200	\$16,488.75	\$16,752.50	\$17,088.75	\$17,088.75	\$17,316.25	\$17,657.50
Homestead 300	\$17,392.50	\$17,656.25	\$17,992.50	\$17,992.50	\$18,220.00	\$18,561.25
RanchHand 400	\$18,217.50	\$18,476.25	\$18,817.50	\$18,817.50	\$19,045.00	\$19,386.25
RUGGED SERIES	GREEN	BLACK	BROWN	GRAY	BLUE	RED
Outlaw 600	\$21,152.50	\$21,416.25	\$21,752.50	\$21,752.50	\$21,980.00	\$22,321.25
RODEO SERIES	GREEN	BLACK	BROWN	GRAY	BLUE	RED
BullProof 1100	\$30,702.50	\$31,112.50	\$31,540.00	\$31,540.00	\$31,825.00	\$32,252.50



Longhorn 3						
Roping Chute Remote Release, 2-Chute Extensions, Long L-Section, Elevated Stripping Chute						
150' X 250' ROPING ARENA *NO* RETURN ALLEY						
CHOOSE YOUR PANEL	CHOOSE YOUR POWDER-COAT COLOR					
EVERYDAY SERIES	GREEN	BLACK	BROWN	GRAY	BLUE	RED
Field 100	\$14,918.75	\$15,177.50	\$15,518.75	\$15,518.75	\$15,746.25	\$16,087.50
All-Purpose 200	\$16,101.25	\$16,360.00	\$16,701.25	\$16,701.25	\$16,928.75	\$17,270.00
Homestead 300	\$16,955.00	\$17,213.75	\$17,555.00	\$17,555.00	\$17,782.50	\$18,123.75
RanchHand 400	\$17,736.25	\$17,995.00	\$18,336.25	\$18,336.25	\$1,851.25	\$18,905.00
RUGGED SERIES	GREEN	BLACK	BROWN	GRAY	BLUE	RED
Outlaw 600	\$20,515.00	\$20,773.75	\$21,115.00	\$21,115.00	\$21,342.50	\$21,683.75
RODEO SERIES	GREEN	BLACK	BROWN	GRAY	BLUE	RED
BullProof 1100	\$29,660.00	\$30,070.00	\$30,497.50	\$30,497.50	\$30,782.50	\$31,210.00

Longhorn 4

Roping Chute Remote Release, 2-Chute Extensions, Long L-Section, Elevated Stripping Chute

150' X 250' ROPING ARENA W/ RETURN ALLEY

CHOOSE YOUR PANEL	CHOOSE YOUR POWDER-COAT COLOR					
EVERYDAY SERIES	GREEN	BLACK	BROWN	GRAY	BLUE	RED
Field 100	\$15,883.75	\$16,210.00	\$16,652.50	\$16,652.50	\$16,947.50	\$17,390.00
All-Purpose 200	\$17,318.75	\$17,645.00	\$18,087.50	\$18,087.50	\$18,382.50	\$18,825.00
Homestead 300	\$18,442.50	\$18,768.75	\$19,211.25	\$19,211.25	\$19,506.25	\$19,948.75
RanchHand 400	\$19,460.00	\$19,786.25	\$20,228.75	\$20,228.75	\$20,523.75	\$20,966.25
RUGGED SERIES	GREEN	BLACK	BROWN	GRAY	BLUE	RED
Outlaw 600	\$23,082.50	\$23,408.75	\$23,408.75	\$23,408.75	\$23,851.25	\$24,146.25
RODEO SERIES	GREEN	BLACK	BROWN	GRAY	BLUE	RED
BullProof 1100	\$34,457.50	\$34,867.50	\$35,295.00	\$35,295.00	\$35,580.00	\$23,507.50

Longhorn

150' X 250' ROPING ARENA WITH RETURN ALLEY



Bravado 1						
Roping Chute Remote Release, 2-Chute Extensions, Long L-Section, Elevated Stripping Chute						
100' X 200' ROPING ARENA *NO* RETURN ALLEY						
CHOOSE YOUR PANEL	CHOOSE YOUR POWDER-COAT COLOR					
EVERYDAY SERIES	GREEN	BLACK	BROWN	GRAY	BLUE	RED
Field 100	\$13,931.25	\$14,135.00	\$14,393.75	\$14,393.75	\$14,566.25	\$14,825.00
All-Purpose 200	\$14,806.25	\$15,010.00	\$15,268.75	\$15,268.75	\$15,441.25	\$15,700.00
Homestead 300	\$15,461.25	\$15,665.00	\$15,923.75	\$15,923.75	\$16,096.25	\$16,355.00
RanchHand 400	\$16,042.50	\$16,301.25	\$16,642.50	\$16,642.50	\$16,936.25	\$17,211.25
RUGGED SERIES	GREEN	BLACK	BROWN	GRAY	BLUE	RED
Outlaw 600	\$18,115.00	\$18,318.75	\$18,577.50	\$18,577.50	\$18,750.00	\$19,008.75
RODEO SERIES	GREEN	BLACK	BROWN	GRAY	BLUE	RED
BullProof 1100	\$24,996.25	\$25,406.25	\$25,833.75	\$25,833.75	\$20,425.00	\$26,546.25



Bravado 2						
Roping Chute Remote Release, 2-Chute Extensions, Long L-Section, Elevated Stripping Chute						
100' X 200' ROPING ARENA W/ RETURN ALLEY						
CHOOSE YOUR PANEL	CHOOSE YOUR POWDER-COAT COLOR					
EVERYDAY SERIES	GREEN	BLACK	BROWN	GRAY	BLUE	RED
Field 100	\$15,806.25	\$16,070.00	\$16,406.25	\$16,406.25	\$16,633.75	\$16,975.00
All-Purpose 200	\$17,018.75	\$17,282.50	\$17,618.75	\$17,618.75	\$17,846.25	\$18,187.50
Homestead 300	\$17,936.25	\$18,200.00	\$18,536.25	\$18,536.25	\$18,763.75	\$19,105.00
RanchHand 400	\$18,723.75	\$18,982.50	\$19,323.75	\$19,323.75	\$19,551.25	\$19,892.50
RUGGED SERIES	GREEN	BLACK	BROWN	GRAY	BLUE	RED
Outlaw 600	\$21,652.50	\$21,916.25	\$22,252.50	\$22,252.50	\$22,480.00	\$22,821.25
RODEO SERIES	GREEN	BLACK	BROWN	GRAY	BLUE	RED
BullProof 1100	\$30,702.50	\$31,112.50	\$31,540.00	\$31,540.00	\$31,825.00	\$32,252.50



Bravado 3						
Roping Chute Remote Release, 2-Chute Extensions, Long L-Section, Elevated Stripping Chute						
150' X 250' ROPING ARENA *NO* RETURN ALLEY						
CHOOSE YOUR PANEL	CHOOSE YOUR POWDER-COAT COLOR					
EVERYDAY SERIES	GREEN	BLACK	BROWN	GRAY	BLUE	RED
Field 100	\$15,481.25	\$15,740.00	\$16,081.25	\$16,081.25	\$16,308.75	\$16,650.00
All-Purpose 200	\$16,631.25	\$16,890.00	\$17,231.25	\$17,231.25	\$17,458.75	\$17,800.00
Homestead 300	\$17,498.75	\$17,757.50	\$18,098.75	\$18,098.75	\$18,326.25	\$18,667.50
RanchHand 400	\$18,242.50	\$18,501.25	\$18,842.50	\$18,842.50	\$19,070.00	\$19,411.25
RUGGED SERIES	GREEN	BLACK	BROWN	GRAY	BLUE	RED
Outlaw 600	\$21,015.00	\$21,273.75	\$21,615.00	\$21,615.00	\$21,842.50	\$22,183.75
RODEO SERIES	GREEN	BLACK	BROWN	GRAY	BLUE	RED
BullProof 1100	\$28,483.75	\$28,893.75	\$29,321.25	\$29,321.25	\$29,606.25	\$30,033.75

Bravado 4						
Roping Chute Remote Release, 2-Chute Extensions, Long L-Section, Elevated Stripping Chute						
150' X 250' ROPING ARENA W/ RETURN ALLEY						
CHOOSE YOUR PANEL	CHOOSE YOUR POWDER-COAT COLOR					
EVERYDAY SERIES	GREEN	BLACK	BROWN	GRAY	BLUE	RED
Field 100	\$16,446.25	\$17,510.00	\$17,952.50	\$17,952.50	\$17,510.00	\$17,952.50
All-Purpose 200	\$17,848.75	\$18,175.00	\$18,617.50	\$18,617.50	\$18,912.50	\$19,355.00
Homestead 300	\$18,986.25	\$19,312.50	\$19,755.00	\$19,755.00	\$20,050.00	\$20,492.50
RanchHand 400	\$19,966.25	\$20,292.50	\$20,735.00	\$20,735.00	\$21,030.00	\$21,472.50
RUGGED SERIES	GREEN	BLACK	BROWN	GRAY	BLUE	RED
Outlaw 600	\$23,582.50	\$23,908.75	\$24,351.25	\$24,351.25	\$24,646.25	\$25,088.75
RODEO SERIES	GREEN	BLACK	BROWN	GRAY	BLUE	RED
BullProof 1100	\$34,457.50	\$34,867.50	\$35,295.00	\$35,295.00	\$35,580.00	\$36,007.50



Chutes & Leadups

ROPING CHUTE

\$3,000

FEATURES

- Solar Powered Remote Release
- Manual Entry Folding Gate
- Can operate manually
- Heavy Duty Construction



ROPING CHUTE

\$2,250

FEATURES

- Manual Release & Entry
- Heavy Duty Construction

CHUTE EXTENSIONS

10' \$1,687.50

5' \$1,187.50

FEATURES

- Heavy Duty Construction
- Easy Access for Wrapping
- Slanted Alley
- Chain Connection



LONG L-SECTION

\$1,625

FEATURES

- Heavy Duty Construction
- Slanted Alley
- Chain Connection



SHORT L-SECTION

\$315

FEATURES

- Heavy Duty Construction
- Chain Connection



Chutes & Leadups

STRIPPING CHUTE

10' HEAVY DUTY NON-ELEVATED \$1,500
10' HEAVY DUTY ELEVATED \$1,688



STRIPPING CHUTE

LIGHT DUTY NON-ELEVATED \$940
LIGHT DUTY ELEVATED \$1,065



CALF ROPING CHUTE

MANUAL RELEASE \$905
REMOTE RELEASE \$1,655



SLANTED GATE ENTRY



CALF LEAD-UP

12' EXTENSION \$500
L-SECTION \$220



CONTINUOUS FENCE

ARCHITECTURAL GRADE POWDER-COAT FINISH

Changing the Landscape of America


20' x 48" 1 1/4" 14 Gauge with Horse Safe Braces

3" Square Posts

- Cap
- 14 Ga.

325-262-1996

325-998-3855



Continuous Fence			
	4-Rail	5-Rail	6-Rail
4' x 20' Powder Coated	\$150.00	\$175.00	\$200.00
4' x 20' Unpainted	\$142.00	\$165.00	\$190.00
	Post	Clips	Joints (90 degree)
	\$40.00	\$1.15 (screw-on)	\$6.00
	\$40.00	\$0.85 (weld-on)	

DEER FEEDER PANELS


34" Tall x 16' Long - Easy Pinning System

1 5/8" 16 Gauge Frame - 4 Braces - 6 Gauge 4"x4" Welded Wire



- Keep livestock and feral hogs out and deer coming back with our Heavy Duty Deer Feeder Panels
- Durable Powder Coat Finish

Quick Pin-Together Setup



\$170

w/ 4' Gate - \$240

w/ 6' Gate \$270



Everyday

All gates available in 4' - 16'



Half-Wire



**Whole
Wire**



Rugged

Weld-on Hinges with Grease Zerks

GATES

	Everyday	Half-Wire	Whole Wire	Rugged
4'	\$105.30	\$118.80	\$145.80	\$181.25
6'	\$114.75	\$128.25	\$155.25	\$187.50
8'	\$128.25	\$141.75	\$168.75	\$193.75
10'	\$162.00	\$175.50	\$209.25	\$200.00
12'	\$182.25	\$195.75	\$229.50	\$231.25
14'	\$209.25	\$222.75	\$263.25	\$256.25
16'	\$229.50	\$243.00	\$283.50	\$281.25

STEADFAST SUPPLY

CATTLE SWEEP SYSTEMS



Designed to work seamlessly with all cattle breeds, including longhorns, ensuring efficiency and safety for any operation.

"A LIFETIME OF EXPERIENCE WORKING HARD FOR YOU!"

FULL-TIMER SKIRTED SWEEP SYSTEMS

- 6' TALL
- ALL 1 1/2" 14 GAUGE SQUARE TUBING
- MITERED CORNERS
- 19" SKIRT

SWEEP CONSTRUCTED WITH:

- CURVED PANEL SECTIONS
- HEADERS & FOOTERS TO PREVENT SPREADING
- 10' SWEEP GATE WITH CATCH POSITIONS EVERY 12"
- SLIDE GATE W/EASY GLIDE ROLLER SYSTEM



- 32" Easy Glide Gate \$520
- 10' Skirted Slant Alley \$2340
- 20' Skirted Slant Alley \$4420



180 Skirted Sweep



4' Curved Man Gate \$520

20' Skirted Slant Alley \$4420

"A LIFETIME OF EXPERIENCE WORKING HARD FOR YOU!"

325-998-3855



325-262-1996

FULL-TIMER OPEN SIDE SWEEP SYSTEMS

- 6' TALL
- ALL 1 1/2" 14 GAUGE SQUARE TUBING
- MITERED CORNERS

SWEEP CONSTRUCTED WITH:

- CURVED PANEL SECTIONS
- HEADERS & FOOTERS
TO PREVENT SPREADING
- 10' SWEEP GATE WITH
- 12" CATCH POSITIONS
- SLIDE GATE W/EASY GLIDE ROLLER SYSTEM



"A LIFETIME OF EXPERIENCE WORKING HARD FOR YOU!"

325-998-3855



325-262-1996

PART-TIMER SWEEP SYSTEMS BUILT FOR OCCASIONAL USE

- 6' TALL
- ALL 1 1/4" 16 GAUGE SQUARE TUBING

SWEEP CONSTRUCTED WITH:

- CURVED SECTIONS
- 10' SWEEP GATE WITH
36" CATCH POSITIONS



"A LIFETIME OF EXPERIENCE WORKING HARD FOR YOU!"

BIG COUNTRY LIVESTOCK EQUIPMENT, INC.

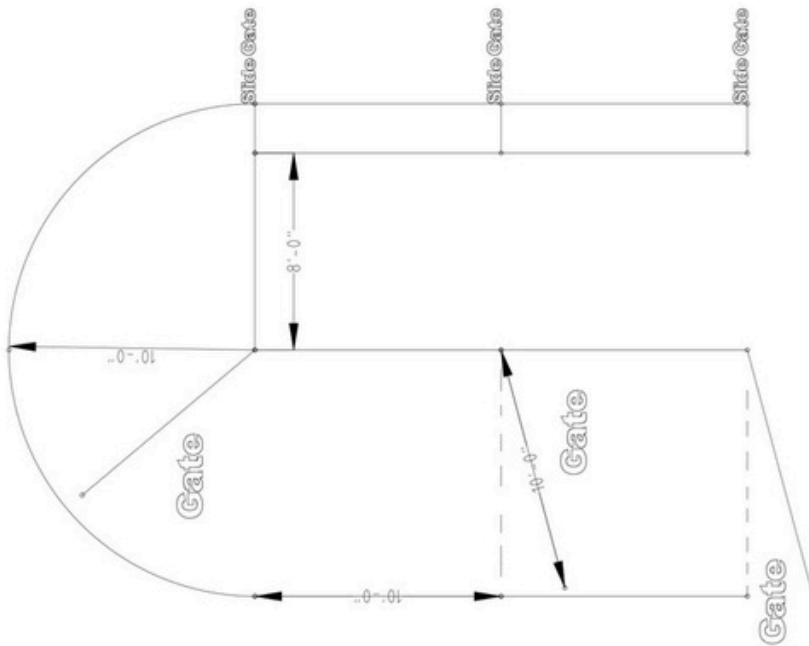
325-998-3855



325-262-1996

Livestock Handling System Parts						
Part-Timer Sweep Tubs 6' Tall with 1 1/4" 14 Gauge Square	GREEN	BLACK	BROWN	GRAY	BLUE	RED
90 Degree	\$1,007.50	\$1,020.50	\$1,027.00	\$1,027.00	\$1,029.60	\$1,040.00
180 Degree	\$1,235.00	\$1,248.00	\$1,254.50	\$1,254.50	\$1,257.10	\$1,267.50
Full-Timer Sweep Tubs 6' Tall with 1 1/2" 12 Gauge Square	GREEN	BLACK	BROWN	GRAY	BLUE	RED
90 Degree	\$2,925.00	\$2,938.00	\$2,951.00	\$2,951.00	\$2,951.00	\$2,957.50
180 Degree	\$3,542.50	\$3,555.50	\$3,568.50	\$3,568.50	\$3,568.50	\$3,575.00
90 Degree Skirted	\$3,627.00	\$3,640.00	\$3,653.00	\$3,653.00	\$3,653.00	\$3,659.50
180 Degree Skirted	\$4,244.50	\$4,257.50	\$4,270.50	\$4,270.50	\$4,270.50	\$4,277.00
Alley	GREEN	BLACK	BROWN	GRAY	BLUE	RED
10' Rugged Alley (Outlaw 600)	\$299.00	\$304.20	\$317.20	\$312.00	\$317.20	\$325.00
20' Rugged Alley (Outlaw 600)	\$598.00	\$608.40	\$621.40	\$611.00	\$616.20	\$624.00
10' Rodeo Alley (BullProof 1100)	\$468.00	\$473.20	\$486.20	\$481.00	\$486.20	\$494.00
20' Rodeo Alley (BullProof 1100)	\$936.00	\$946.40	\$959.40	\$949.00	\$954.20	\$962.00
10' Skirted Slant Alley	\$2,340.00	\$2,350.40	\$2,363.40	\$2,353.00	\$2,358.20	\$2,366.00
20' Skirted Slant Alley	\$4,420.00	\$4,430.40	\$4,443.40	\$4,433.00	\$4,438.20	\$4,446.00
Alley Gates	GREEN	BLACK	BROWN	GRAY	BLUE	RED
32" Sleeved Pipe Rail Slide	\$318.50	\$321.10	\$325.00	\$325.00	\$327.60	\$331.50
32" Easy Glide Roller System	\$520.00	\$533.00	\$539.50	\$546.00	\$546.00	\$552.50
Alley Bows	GREEN	BLACK	BROWN	GRAY	BLUE	RED
32" Part-Timer	\$188.50	\$191.10	\$195.00	\$195.00	\$197.60	\$201.50
32" Full-Timer	\$227.50	\$230.10	\$234.00	\$234.00	\$236.60	\$240.50
10' Full-Timer	\$325.00	\$327.60	\$331.50	\$331.50	\$334.10	\$338.00
Alley Bows	GREEN	BLACK	BROWN	GRAY	BLUE	RED
10' Crowd Gate	\$715.00	\$728.00	\$734.50	\$741.00	\$741.00	\$747.50
10' Skirted Crowd Gate	\$812.50	\$825.50	\$832.00	\$838.50	\$838.50	\$845.00
4' Curved Man Gate	\$455.00	\$468.00	\$474.50	\$481.00	\$481.00	\$487.50
4' Curved Man Gate - Skirted	\$520.00	\$533.00	\$539.50	\$546.00	\$546.00	\$552.50

Sweep Packages 10 Head System



Includes:

- 180 Sweep
- 20' Alley
- 3 Slide Gates
- 4-6'x10' Panels
- 2-6'x10' Bow Gates

Part-Timer

180 PT Tub
20' Rugged Outlaw 600 Alley
32" Rail Slide Gates

Everyday Series

- Homestead 300 **\$3685**
Includes Outlaw 600 20' Alley

Rugged Series

Alley is same panel style

- Outlaw 600 **\$3970**

Open Side

180 FT Open Side Tub
20' Rough Stock Alley
32" Easy Glide Gates

Everyday Series

- Homestead 300 **\$7299**
Includes Outlaw 600 20' Alley

Rugged Series

Alley is same panel style

- Outlaw 600 **\$7585**

Rodeo Series

- BullProof 1100 **\$8092**

Skirted

180 FT Skirted Tub
20' Slant Alley
32" Easy Glide Gates

Everyday Series

- Homestead 300 **\$11120**

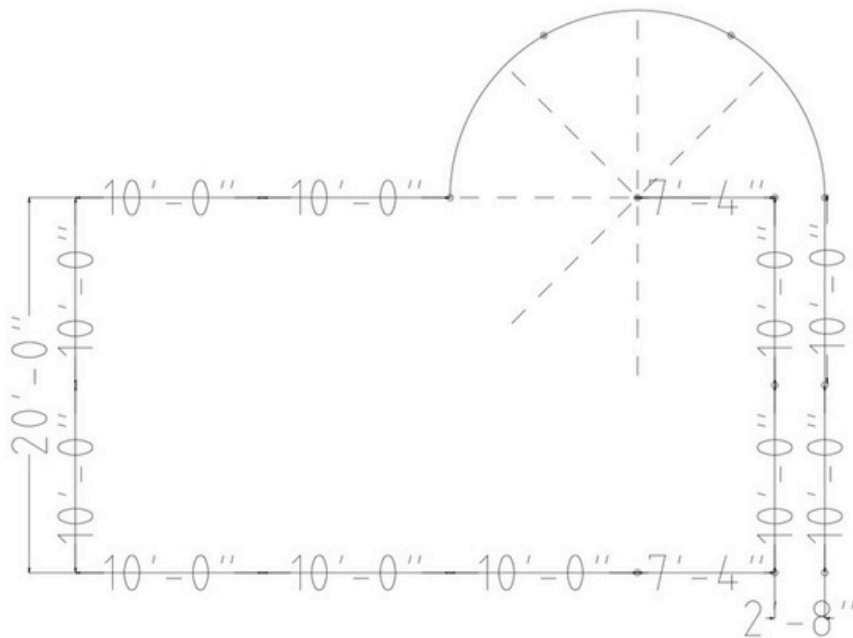
Rugged Series

- Outlaw 600 **\$11405**

Rodeo Series

- BullProof 1100 **\$11915**

Sweep Packages 10-40 Head System



Includes:

- 180 Sweep
- 20' Alley
- 2 Slide Gates
- 6-6'x10' Panels
- 1-7' Panel
- 1-6'x10' Bow Gates

Part-Timer

180 PT Tub
20' Rugged Outlaw 600
Alley
32" Rail Slide Gates

Everyday Series

- Homestead 300 **\$3406**
Includes Outlaw 600 20' Alley

Rugged Series

Alley is same panel style

- Outlaw 600 **\$3809**

Open Side

180 FT Open Side Tub
20' Rough Stock Alley
32" Easy Glide Gates

Everyday Series

- Homestead 300 **\$6820**
Includes Outlaw 600 20' Alley

Rugged Series

Alley is same panel style

- Outlaw 600 **\$7220**

Rodeo Series

- BullProof 1100 **\$7898**

Skirted

180 FT Skirted Tub
20' Slant Alley
32" Easy Glide Gates

Everyday Series

- Homestead 300 **\$10640**

Rugged Series

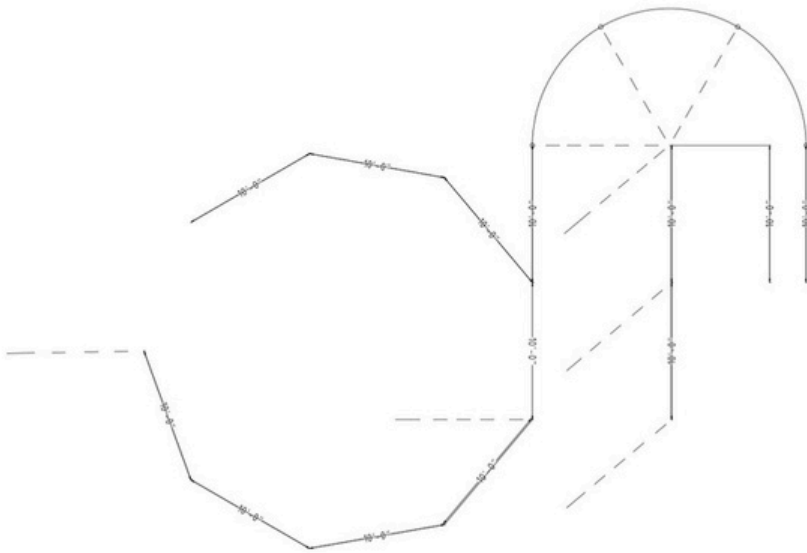
Alley is same panel style

- Outlaw 600 **\$11043**

Rodeo Series

- BullProof 1100 **\$11720**

Sweep Packages 10-40 Head System



Includes:

- 180 Sweep
- 10' Alley
- 2 Slide Gates
- 10-6'x10' Panels
- 4-6'x10' Bow Gates

Part-Timer

180 PT Tub
10' Rugged Outlaw 600
Alley
32" Rail Slide Gates

Everyday Series

- Homestead 300 **\$4056**

Rugged Series

- Outlaw 600 **\$4706**

Open Side

180 FT Open Side Tub
10' Rough Stock Alley
32" Easy Glide Gates
Everyday Series

- Homestead 300 **\$7118**

Rugged Series

- Outlaw 600 **\$7768**

Rodeo Series

- BullProof 1100
\$8873

Skirted

180 FT Skirted Tub
10' Slant Alley
32" Easy Glide Gates
Everyday Series

- Homestead 300 **\$9510**

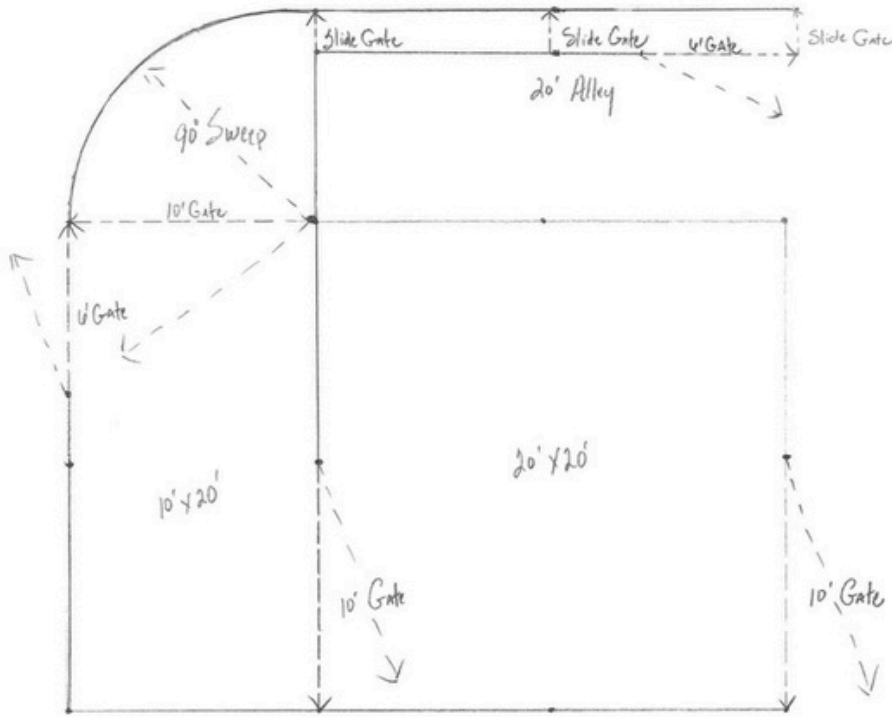
Rugged Series

- Outlaw 600 **\$10160**

Rodeo Series

- BullProof 1100
\$11265

Sweep Packages 10-40 Head System



Includes:

- 90 Sweep
- 20' Alley w/Cut Gate
- 3 Slide Gates
- 8-6'x10' Panels
- 2-6'x10' Bow Gates
- 1-10' Combo w/6' Gate

Part-Timer

180 PT Tub
10' Rugged Outlaw 600
Alley
32" Rail Slide Gates

Everyday Series

- Homestead 300 \$4245

Rugged Series

- Outlaw 600 \$4778

Open Side

180 FT Open Side Tub
10' Rough Stock Alley
32" Easy Glide Gates

Everyday Series

- Homestead 300 \$7118

Rugged Series

- Outlaw 600 \$7768

Rodeo Series

- BullProof 1100
\$8873

Skirted

180 FT Skirted Tub
10' Slant Alley
32" Easy Glide Gates
Everyday Series

- Homestead 300 \$9510

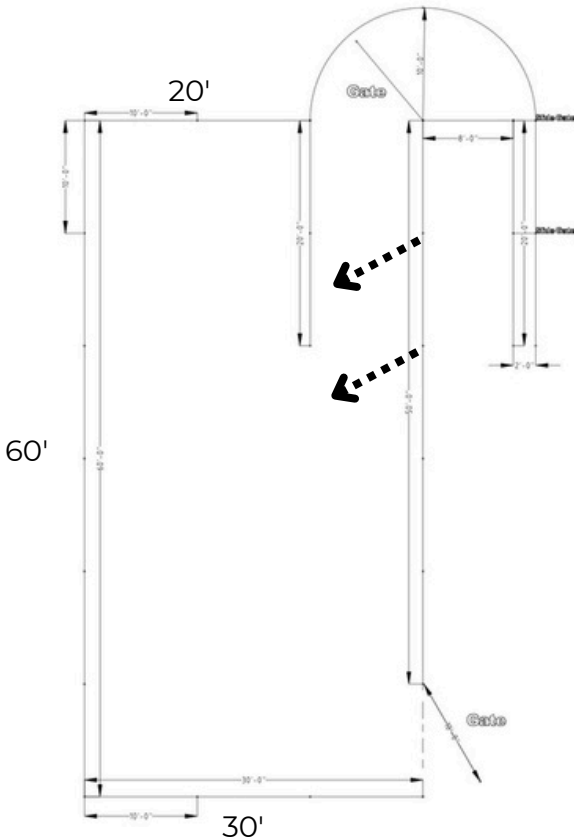
Rugged Series

- Outlaw 600 \$10160

Rodeo Series

- BullProof 1100
\$11265

Sweep Packages 40-100 Head System



Includes:

- 180 Sweep
- 20' Alley
- 2 Slide Gates
- 18-6'x10' Panels
- 3-6'x10' Bow Gates

Part-Timer

180 PT Tub
20' Rugged Outlaw 600
Alley
32" Rail Slide Gates

Everyday Series

- Homestead 300 **\$4713**

Rugged Series

- Outlaw 600 **\$5642**

Open Side

180 FT Open Side Tub
20' 2200 Rough Stock Alley
32" Easy Glide Gates

Everyday Series

- Homestead 300 **\$8125**

Rugged Series

- Outlaw 600 **\$9055**

Rodeo Series

- BullProof 1100
\$10602

Skirted

180 FT Skirted Tub
20' Slant Alley
32" Easy Glide Gates

Everyday Series

- Homestead 300 **\$11947**

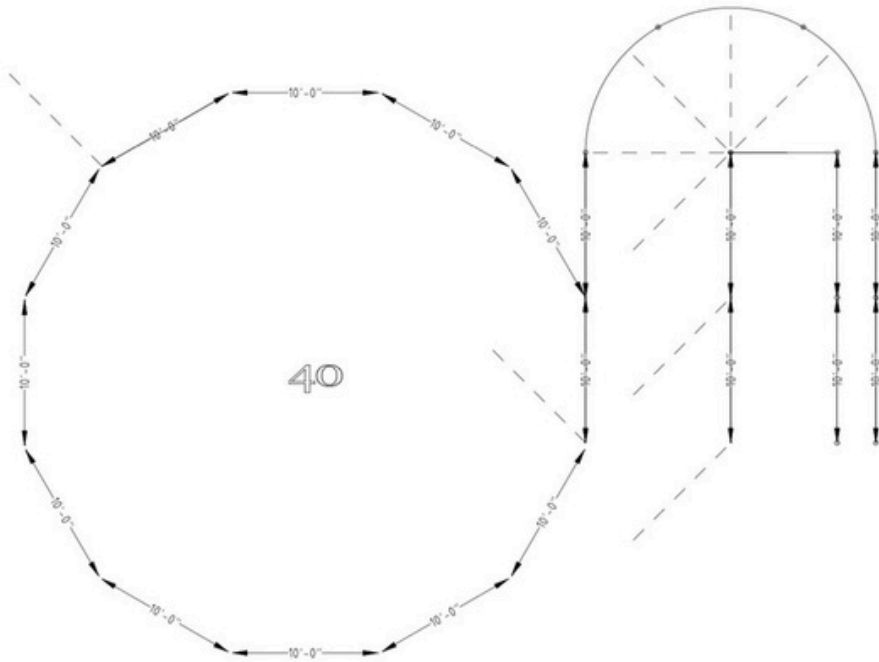
Rugged Series

- Outlaw 600 **\$12877**

Rodeo Series

- BullProof 1100
\$14424

Sweep Packages 40-100 Head System



Includes:

- 180 Sweep
- 20' Alley
- 2 Slide Gates
- 13-6'x10' Panels
- 4-6'x10' Bow Gates

Part-Timer

180 PT Tub
20' Rugged Outlaw 600
Alley
32" Rail Slide Gates

Everyday Series

- Homestead 300 **\$4648**

Rugged Series

- Outlaw 600 **\$5454**

Open Side

180 FT Open Side Tub
20' Rough Stock Alley
32" Easy Glide Gates
Everyday Series

- Homestead 300 **\$8060**

Rugged Series

- Outlaw 600 **\$8866**

Rodeo Series

- BullProof 1100
\$10225

Skirted

180 FT Skirted Tub
20' Slant Alley
32" Easy Glide Gates
Everyday Series

- Homestead 300 **\$11882**

Rugged Series

- Outlaw 600 **\$12688**

Rodeo Series

- BullProof 1100
\$14047



STEADFAST SUPPLY

SHEEP-GOAT-LAMB-HOG-MINIATURES

PRODUCT LIST

"A Lifetime of Experience, Dedicated to Working Hard for You!"

TRUST IN OUR LEGACY - OVER 40 YEARS OF EXPERIENCE

325-998-3855



325-262-1996

Small Livestock Pens - Vertical Rail (Ideal for Expo Centers, Fairgrounds or Home Use)

*Add \$10 for 50" Panels

Vertical Rail Panels	GREEN	BLACK	BROWN	GRAY	BLUE	RED
36" or 50" Tall x 4' Panel	\$240.00	\$242.40	\$246.00	\$248.40	\$248.40	\$252.00
36" or 50" Tall x 5' Panel	\$270.00	\$272.40	\$276.00	\$278.40	\$278.40	\$282.00
36" or 50" Tall x 6' Panel	\$282.00	\$284.40	\$288.00	\$290.40	\$290.40	\$174.00
36" or 50" Tall x 8' Panel	\$300.00	\$302.40	\$306.00	\$308.40	\$308.40	\$312.00
36" or 50" Tall x 10' Panel	\$330.00	\$332.40	\$336.00	\$338.40	\$338.40	\$342.00
36" or 50" Tall x 12' Panel	\$360.00	\$362.40	\$366.00	\$368.40	\$368.40	\$372.00
Vertical Rail Bow Gates	GREEN	BLACK	BROWN	GRAY	BLUE	RED
4' Gate	\$330.00	\$332.40	\$336.00	\$338.40	\$338.40	\$342.00
5' Gate	\$360.00	\$362.40	\$366.00	\$368.40	\$368.40	\$372.00
6' Gate	\$372.00	\$374.40	\$378.00	\$380.40	\$380.40	\$384.00
8' Gate	\$390.00	\$392.40	\$396.00	\$398.40	\$398.40	\$402.00
10' Panel w/ 4' Gate	\$420.00	\$422.40	\$426.00	\$428.40	\$428.40	\$432.00
Common Pen Sizes	GREEN	BLACK	BROWN	GRAY	BLUE	RED
1 - 4'x6'	\$1,110.00	\$1,141.20	\$1,188.00	\$1,188.00	\$1,219.20	\$1,266.00
4 - 4'x6' (Side by Side)	\$3,630.00	\$3,661.20	\$3,708.00	\$3,708.00	\$3,739.20	\$3,786.00
6 - 4'x6' (Side by Side)	\$5,310.00	\$5,355.60	\$5,424.00	\$5,424.00	\$5,469.60	\$5,538.00
8 - 4'x6' (Side by Side)	\$6,990.00	\$7,050.00	\$7,110.00	\$7,170.00	\$7,230.00	\$7,290.00
1 - 6'x8'	\$1,230.00	\$1,261.20	\$1,308.00	\$1,308.00	\$1,339.20	\$1,386.00
4 - 6'x8' (Side by Side)	\$3,900.00	\$3,931.20	\$3,962.40	\$3,993.60	\$4,024.80	\$4,056.00
6 - 6'x8' (Side by Side)	\$5,700.00	\$5,745.60	\$5,791.20	\$5,836.80	\$5,882.40	\$5,928.00
8 - 6'x8' (Side by Side)	\$7,500.00	\$7,560.00	\$7,620.00	\$7,680.00	\$7,740.00	\$7,800.00



Small Livestock Pens - Wire Pens (Ideal for both Small & Large Commercial Breeding Operations)

50" Tall - Fram: 1" 16 Gauge Square Tubing Filled with 4"x4" Welded Wire Panel

Whole Wire Panels	GREEN	BLACK	BROWN	GRAY	BLUE	RED
4' x 4'	\$112.50	\$115.00	\$118.75	\$121.25	\$121.25	\$125.00
4' x 6'	\$125.00	\$127.50	\$131.25	\$133.75	\$133.75	\$137.50
4' x 8'	\$168.75	\$171.25	\$175.00	\$177.50	\$177.50	\$181.25
4' x 10'	\$181.25	\$183.75	\$187.50	\$190.00	\$190.00	\$193.75
Whole Wire Bow Gates	GREEN	BLACK	BROWN	GRAY	BLUE	RED
4' Gate	\$156.25	\$158.75	\$162.50	\$165.00	\$165.00	\$168.75
6' Gate	\$168.75	\$171.25	\$175.00	\$177.50	\$177.50	\$181.25
8' Gate	\$212.50	\$215.00	\$218.75	\$221.25	\$221.25	\$225.00
10' Gate	\$225.00	\$227.50	\$231.25	\$233.75	\$233.75	\$237.50
Pens (Side by Side)	GREEN	BLACK	BROWN	GRAY	BLUE	RED
1 - 4'x6'	\$518.75	\$528.75	\$543.75	\$553.75	\$553.75	\$568.75
4 - 4'x6'	\$1,700.00	\$1,732.50	\$1,781.25	\$1,781.25	\$1,813.75	\$1,862.50
6 - 4'x6'	\$2,487.50	\$2,535.00	\$2,606.25	\$2,606.25	\$2,653.75	\$2,725.00
8 - 4'x6'	\$3,275.00	\$3,337.50	\$3,431.25	\$3,431.25	\$3,493.75	\$3,587.50



Corral Panels - Light Duty						
Legs: 1 1/4" Gauge Round Pipe 9 Rails: 3/4" 18 Gauge Round Pipe						
Corral Panels - 4' Tall	GREEN	BLACK	BROWN	GRAY	BLUE	RED
4' x 10' - 9 Rail	\$84.00	\$86.80	\$91.00	\$91.00	\$93.80	\$93.80
4' x 12' - 9 Rail	\$102.20	\$105.00	\$109.20	\$109.20	\$112.00	\$112.00
Gates - 4' Tall	GREEN	BLACK	BROWN	GRAY	BLUE	RED
4' x 10' Panel w/4' or 6' Gate	\$252.00	\$254.80	\$259.00	\$259.00	\$261.80	\$261.80
4' x 12' Panel w/4' or 6' Gate	\$273.00	\$275.80	\$280.00	\$280.00	\$282.80	\$282.80
10' Walk Through Gate	\$252.00	\$254.80	\$259.00	\$259.00	\$261.80	\$261.80
4' Walk Through Gate	\$168.00	\$170.80	\$175.00	\$175.00	\$177.80	\$177.80
4' Ride Through Gate	\$196.00	\$198.80	\$203.00	\$203.00	\$205.80	\$205.80
6' Walk Through Gate	\$182.00	\$184.80	\$189.00	\$189.00	\$191.80	\$191.80
Round Pens 4' Tall	GREEN	BLACK	BROWN	GRAY	BLUE	RED
40' Includes 4' Gate	\$1,176.00	\$1,212.40	\$1,267.00	\$1,267.00	\$1,185.80	\$1,185.80
50' Includes 4' Gate	\$1,393.00	\$1,437.80	\$1,505.00	\$1,505.00	\$1,549.80	\$1,549.80
60' Includes 4' Gate	\$1,729.00	\$1,785.00	\$1,869.00	\$1,869.00	\$1,925.00	\$1,925.00
80' Includes 4' Gate	\$2,219.00	\$2,291.80	\$2,401.00	\$2,401.00	\$2,473.80	\$2,473.80
Riding Arenas 4' Tall	GREEN	BLACK	BROWN	GRAY	BLUE	RED
80' x 150' (42-10' Panels)	\$3,469.20	\$3,586.80	\$3,763.20	\$3,763.20	\$3,880.80	\$3,880.80
100' x 200' (59-10' + 10' Gate)	\$4,925.20	\$5,093.20	\$5,345.20	\$5,345.20	\$5,513.20	\$5,513.20



Corral Panels - Heavy Duty

Legs: 1 5/8" Gauge 16 Round Pipe 7 Rails: 1 5/8" 18 Gauge Round Pipe

Corral Panels - 4' Tall	GREEN	BLACK	BROWN	GRAY	BLUE	RED
4' x 10' - 7 Rail	\$119.00	\$121.80	\$126.00	\$126.00	\$128.80	\$133.00
4' x 12' - 7 Rail	\$137.20	\$140.00	\$144.20	\$144.20	\$147.00	\$151.20
Gates - 4' Tall	GREEN	BLACK	BROWN	GRAY	BLUE	RED
4' x 10' Panel w/4' or 6' Gate	\$287.00	\$289.80	\$294.00	\$294.00	\$296.80	\$301.00
4' x 12' Panel w/4' or 6' Gate	\$308.00	\$310.80	\$315.00	\$315.00	\$317.80	\$322.00
10' Walk Through Gate	\$287.00	\$2,907.80	\$294.00	\$294.00	\$296.80	\$301.00
4' Walk Through Gate	\$203.00	\$205.80	\$210.00	\$210.00	\$212.80	\$217.00
4' Ride Through Gate	\$224.00	\$226.80	\$231.00	\$231.00	\$233.80	\$238.00
6' Walk Through Gate	\$217.00	\$219.80	\$224.00	\$224.00	\$226.80	\$231.00
Round Pens 4' Tall	GREEN	BLACK	BROWN	GRAY	BLUE	RED
40' Includes 4' Gate	\$1,631.00	\$1,667.40	\$1,722.00	\$1,722.00	\$1,640.80	\$1,813.00
50' Includes 4' Gate	\$1,953.00	\$1,997.80	\$2,065.00	\$2,065.00	\$2,109.80	\$2,177.00
60' Includes 4' Gate	\$2,429.00	\$2,485.00	\$2,569.00	\$2,569.00	\$2,625.00	\$2,709.00
80' Includes 4' Gate	\$3,129.00	\$3,201.80	\$3,311.00	\$3,311.00	\$3,383.80	\$3,493.00
Riding Arenas 4' Tall	GREEN	BLACK	BROWN	GRAY	BLUE	RED
80' x 150' (42-10' Panels)	\$4,939.20	\$5,056.80	\$5,233.20	\$5,233.20	\$5,350.80	\$5,527.20
100' x 200' (59-10' + 10' Gate)	\$7,025.20	\$7,193.20	\$7,445.20	\$7,445.20	\$7,613.20	\$7,865.20



FULL-TIMER SWEEP SYSTEMS

BUILT FOR HEAVY USE

\$4375

5' Sweep Tub
16' Alley
2-Guillotine Gates

- 40" TALL
- ALL 1" 16 GAUGE SQUARE
- 24" SKIRT
- POWDER COAT FINISH



Sheep-Goat-Lamb Minature Livestock

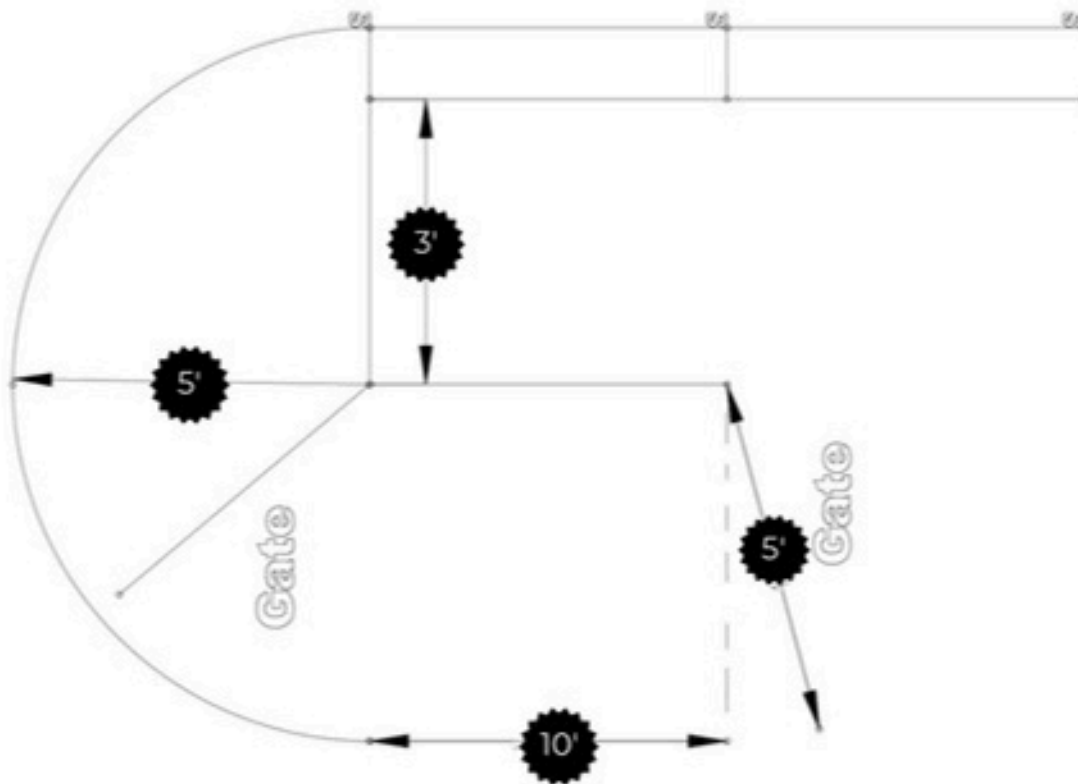
Sweep Packages

Sweep Tub	GREEN	BLACK	BROWN	GRAY	BLUE	RED
40" Tall x 5' Skirted	\$2,493.75	\$2,518.75	\$2,525.00	\$2,531.25	\$2,531.25	\$2,543.75
Alley	GREEN	BLACK	BROWN	GRAY	BLUE	RED
40" Tall 8' Skirted	\$375.00	\$377.50	\$381.25	\$383.75	\$383.75	\$387.50
8' Skirted Straight	\$437.50	\$440.00	\$443.75	\$446.25	\$446.25	\$450.00
Alley Gates	GREEN	BLACK	BROWN	GRAY	BLUE	RED
16" Slant	\$312.50	\$315.00	\$321.25	\$327.50	\$336.25	\$348.75
20" Slant	\$343.75	\$346.25	\$352.50	\$358.75	\$367.50	\$380.00
16" Guillotine	\$375.00	\$377.50	\$383.75	\$390.00	\$398.75	\$411.25
20" Guillotine	\$406.25	\$408.75	\$415.00	\$421.25	\$430.00	\$442.50



SHEEP-GOAT-LAMB MINIATURE LIVESTOCK

180 DEGREE SWEEP PACKAGES



Includes:

5' Sweep Tub
3-8' Skirted Straight Alley Panels
1-8' Alley Panels with 12" Drop Down
1-Slant Gate
2-Guillotine Gates
2-4'x10' Panels
1-5' Bow Gate

Package Prices with Your Choice of Panel

Economy Series

Light Duty	\$5000
Heavy Duty	\$5100

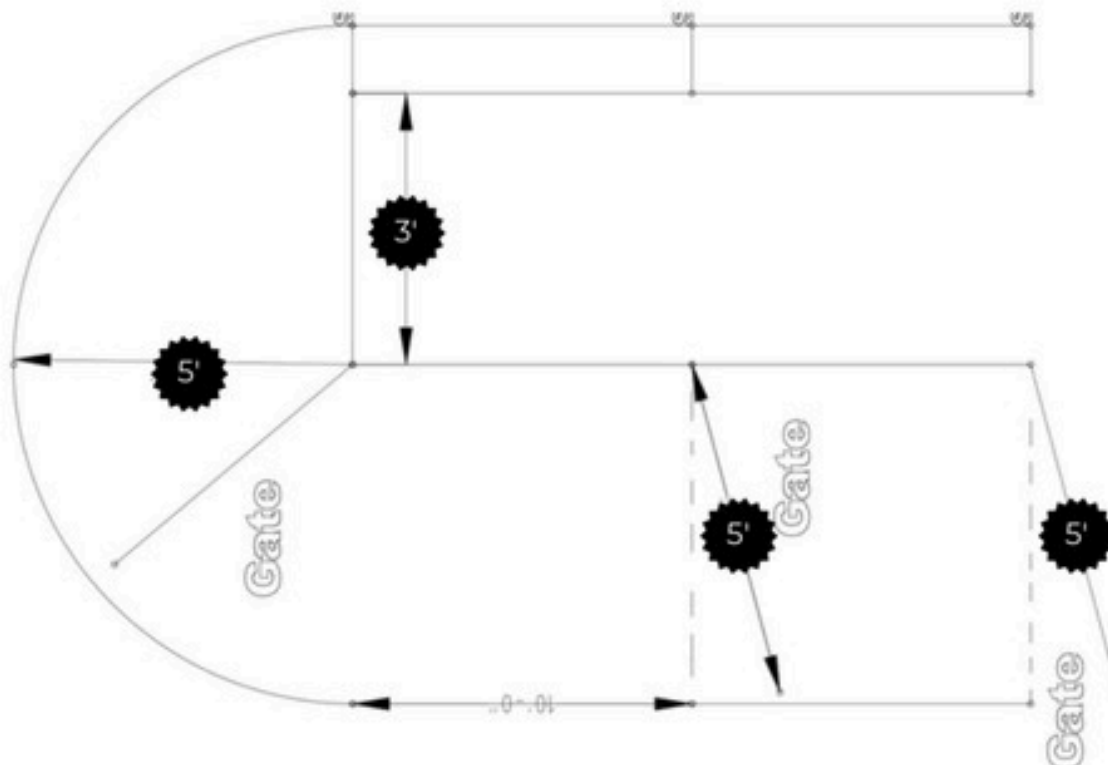
SHEEP-GOAT-LAMB MINIATURE LIVESTOCK

180 DEGREE SWEEP PACKAGES

10-15 HEAD SYSTEM

2-5'x10' Holding Pens have 100 square feet.

The general guideline is to allow 6-10 feet per animal depending on the size.



Includes:

- 5' Sweep Tub
- 3-8' Skirted Straight Alley Panels
- 1-8' Alley Panels with 12" Drop Down
- 1-Slant Gate
- 2-Guillotine Gates
- 4-4'x10' Panels
- 2-5' Bow Gate

Package Prices with Your Choice of Panel

Economy Series

Light Duty	\$5300
Heavy Duty	\$5500

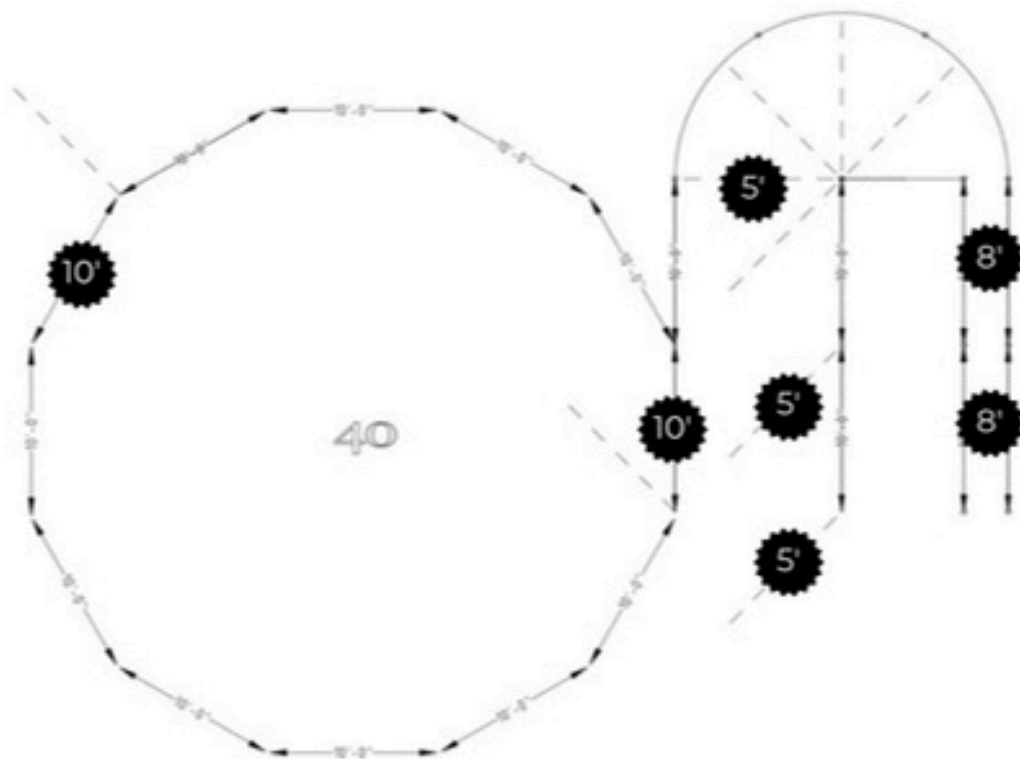
SHEEP-GOAT-LAMB MINIATURE LIVESTOCK

180 DEGREE SWEEP PACKAGES

120-200 HEAD SYSTEM

40' Round Pen has approximately 1256 square feet.

The general guideline is to allow 6-10 feet per animal depending on the size.



Includes:

- 5' Sweep Tub
- 3-8' Skirted Straight Alley Panels
- 1-8' Alley Panels with 12" Drop Down
- 1-Slant Gate
- 2-Guillotine Gates
- 13-4'x10' Panels
- 2-5' Bow Gates
- 2-10' Bow Gates

Package Prices with Your Choice of Panel

Economy Series

Light Duty	\$6400
Heavy Duty	\$6900

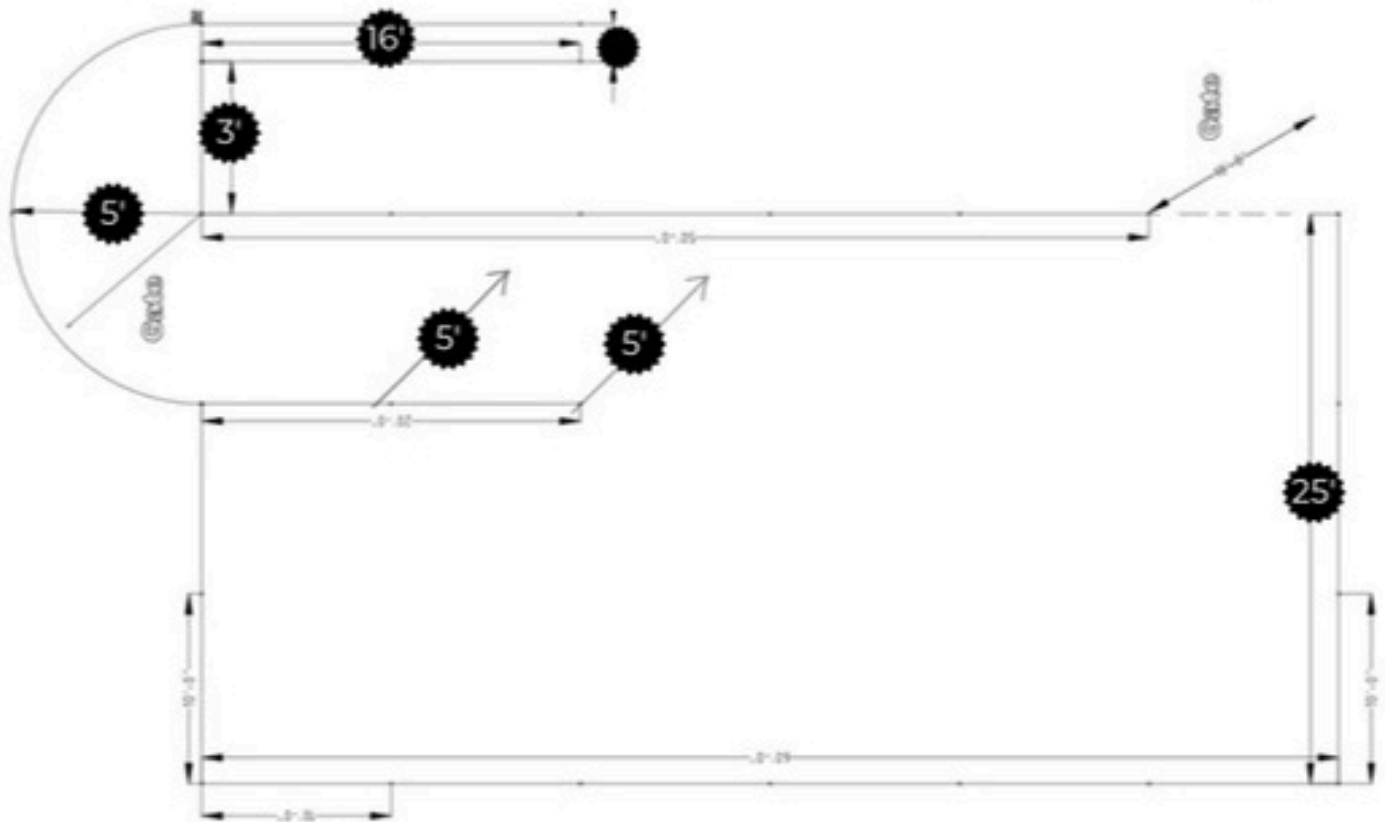
SHEEP-GOAT-LAMB MINIATURE LIVESTOCK

180 DEGREE SWEEP PACKAGES

150-250 HEAD SYSTEM

25' x 60' Pen has 1500 square feet.

The general guideline is to allow 6-10 feet per animal depending on the size.



Includes:

5' Sweep Tub
3-8' Skirted Straight Alley Panels
1-8' Alley Panels with 12" Drop Down
1-Slant Gate
2-Guillotine Gates
17-4'x10' Panels
1-4'x5' Panel
2-5' Bow Gates
1-10' Bow Gate

Package Prices with Your Choice of Panel

Economy Series

Light Duty	\$6500
Heavy Duty	\$7200

ROUND BALE FEEDERS

Plain Feeder

No Feeder

Skirted Feeder

BIG COUNTRY'S ROUND BALE FEEDERS MINIMIZE HAY WASTAGE, ENSURING YOUR FEED GOES WHERE IT'S NEEDED MOST FOR HEALTHIER AND MORE ECONOMICAL LIVESTOCK MANAGEMENT.



QUALITY-DURABILITY

Feeders are constructed with 1" 14 gauge square tubing.

Skirted Feeder has 16" Skirt
Horse Feeder has 24" Skirt

Feeder comes in Three Sections
Easy Pin Together System



PLAIN

\$275



SKIRTED

\$325



HORSE

\$425



STEADFAST

SUPPLY, LLC

LIVESTOCK PANELS

A R E N A S

CONTINUOUS FENCING

G A T E S

CATTLE WORKING SYSTEMS

R O U N D P E N S

BUILT TO LAST. ROOTED IN FAITH.

