

2025

ACCENTS WOODTONES

EXCLUSIVELY WITH C.H.I. OVERHEAD DOORS



C.H.I. 
a **NUCOR** company

The Quality Garage Door.™



Stamped Carriage Long shown in optional accents woodtones dark oak with madison windows and tinted glass.

Photo above courtesy of Bowers Construction.



Skyline Flush shown in optional accents woodtones mahogany with stacked plain windows and frosted glass.

The Finest in Woodtone Garage Doors

At C.H.I. Overhead Doors, we believe garage doors should demonstrate both durability and class. Our Accents Woodtones garage doors are meticulously designed and manufactured using full color digital imaging and insulated steel to create the highest quality, most realistic woodtone doors available. Utilizing groundbreaking advances in design and technology, each Accents Woodtones garage door is as colorful and authentic as real wood.



Walnut

Driftwood

Mahogany

Cedar

Dark Oak

Natural Oak

Carbon Oak



Planks shown in optional accents woodtones natural oak with stacked plain windows and tinted glass.

Perfecting the art of nature.

Every board, right down to the last detail, has been skillfully captured, then built, to create a non-repeating woodgrain pattern that reflects the true appeal of a real wood garage door that never fails to impress.



Stamped Carriage Long shown in optional accents woodtones cedar with madison windows and plain glass.

TIMELESS COLLECTION | RAISED PANEL



Long Raised Panel shown in optional accents woodtones walnut with optional prairie window inserts and plain glass.

Raise the Standard

Add depth to your garage door with C.H.I.'s raised panel design, available in both short and long panel options. The raised panels start with a recessed edge, but the interior surface of each panel is brought slightly forward, adding just a hint of definition to a classic garage door design.

STYLE TYPE



Short Panel



Long Panel

WOODTONES OPTIONS¹



Walnut

Driftwood

Mahogany

Cedar

Dark Oak

Natural Oak

Carbon Oak



Long Raised Panel shown in optional accents woodtones dark oak with madison inserts and obscure glass.



Short Raised Panel shown in optional accents woodtones natural oak.



TIMELESS COLLECTION | **STAMPED CARRIAGE HOUSE**

Stamped Carriage Long shown in optional accents woodtones dark oak with madison inserts, and plain glass.

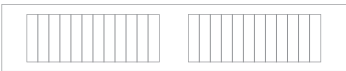
Rekindle the Past

Rustic craftsmanship brings unparalleled warmth and individuality to our line of carriage house style garage doors. Built with handcrafted details and a deeply embossed wood grain finish, this series perfectly captures the appeal of traditional carriage house doors.

STYLE TYPE



Short Panel



Long Panel

WOODTONES OPTIONS¹



Walnut Driftwood Mahogany Cedar Dark Oak Natural Oak Carbon Oak



Stamped Carriage Long shown in optional accents woodtones mahogany.



Stamped Carriage Short shown in optional accents woodtones cedar with optional madison window designs, and plain glass..

TIMELESS COLLECTION | **STAMPED SHAKER**



Stamped Shaker shown in optional accents woodtones walnut with optional windows with no inserts and plain glass

A History of Style

Clean, simple lines and a minimalist design characterize our line of stamped shaker garage doors. The timeless style, expert craftsmanship, and attention to detail will create a lasting impression.

STYLE TYPE



Stamped Shaker

WOODTONES OPTIONS¹



Walnut Driftwood Mahogany Cedar Dark Oak Natural Oak Carbon Oak



Stamped Shaker shown in optional accents woodtones cedar with optional arched stockton inserts and plain glass.



Stamped Shaker shown in optional accents woodtones walnut with optional madison window designs, and plain glass.

Photo above courtesy of Bowers Construction.




Shoreline shown in design 31, accents woodtones driftwood with optional arched stockton windows and tinted glass.

Classic Style. Modern Methods.

Shoreline offers the classic appearance and texture of real wood overlay doors without recurring maintenance. Add dimension to your home with 24 overlay designs, window, glass, and hardware options on an Accents Woodtones foundation.

WOODTONES OPTIONS¹



Walnut


Driftwood

Cedar

Dark Oak

2-TONE² OVERLAY COLOR

Black Overlays



STYLE TYPE



Overlay Carriage House



Shoreline shown in design 14, accents woodtones cedar with optional plain window designs and tinted glass.



Shoreline shown in design 30, accents woodtones walnut with optional madison window designs, and plain glass.

CONTEMPORARY COLLECTION | **PLANKS**



Planks shown in optional accents woodtones cedar with plain stacked black frame windows and frosted glass. Photo supplied by Bowers Construction

Streamlined Craftsmanship
Horizontal grooves lend texture and interest to Planks doors, creating depth and subtle dimension.

STYLE TYPE

Planks

WOODTONES OPTIONS¹



Planks shown in optional accents woodtones natural oak with plain stacked black frame windows and tinted glass.



Planks shown in optional accents woodtones carbon oak with plain stacked black frame windows, and tinted glass.

CONTEMPORARY COLLECTION | SKYLINE FLUSH



Skyline Flush shown in optional accents woodtones dark oak with optional stacked windows and frosted glass.

The Definition of Choice

Elevate your home’s style with crisp, clean lines and a geometric silhouette.

STYLE TYPE

Flush

WOODTONES OPTIONS¹





Skyline Flush shown in optional accents woodtones cedar with plain stacked black frame windows and tinted glass.











Skyline Flush shown in optional accents woodtones mahogany with stacked plain windows and frosted glass.

Model Comparison Chart

BETTER			BEST		
Section Construction		2" Thick - 2-Sided Steel	2" Thick - 2-Sided Steel / *2.5in. Thick - 2-Sided Steel		
Section Material		27 ² Ga. Steel	27 ² Ga. Steel		
Insulation Type		Polystyrene	Polyurethane		
					
Thermal Rating		R-9.65	U-Factor .19		
			R-16.55	R-17.19	R-17.54

Panel Style / Model Number³

	2283							2216				
Short Raised Panel												
	4283							4216				
Long Raised Panel												
		5283					5216					
Stamped Carriage Short												
		5983					5916					
Stamped Carriage Long												
			2583					2518				
Stamped Shaker												
				2327	2347	2357				2328	2348	2358
Planks												
				2127	2147	2157				2128	2148	2158
Skyline Flush												
												*5602
Overlay Carriage Shoreline												

Accents Woodtones¹

Walnut	•	•	•	•	•	•	•	•	•	•	•	•
Driftwood	•	•	•	•	•	•	•	•	•	•	•	•
Mahogany	•	•	•	•	•	•	•	•	•	•	•	•
Cedar	•	•	•	•	•	•	•	•	•	•	•	•
Dark Oak	•	•	•	•	•	•	•	•	•	•	•	•
Natural Oak	•	•	•	•	•	•	•	•	•	•	•	•
Carbon Oak	•	•	•	•	•	•	•	•	•	•	•	•

¹ Refer to your local C.H.I. Dealer for exact woodtones match. ² Lower steel gauge [ga.] number indicates stronger steel. ³ Overlay boards are always black for a 2-tone design.

ACCENTS WOODTONES¹




WWW

WANT TO SEE MORE?
Visit chiohd.com/accents



COMPLIANCE WITH THE DASMA THERMAL PERFORMANCE PROGRAM
The DASMA Thermal Performance Verification (TPV) Program certifies and verifies the thermal performance ratings of sectional door products using third-party testing and inspection. The U-factor testing standard for garage doors, ANSI/DASMA 105, provides repeatable and reproducible results. U-factor tests an installed assembly to assign a value that accounts for section joints and perimeter seal.

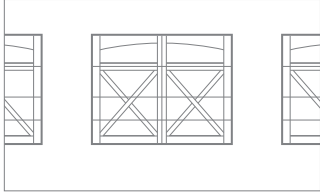
Models in this program will be identified by this icon 

Personalizing Options Not all options shown are available with every style.

We offer a variety of personalizing options to help your home stand out in your neighborhood. After choosing a door style and woodtone, add designer glass, window inserts, or hardware to dramatically change the overall look of your door and add to your home's appeal.

For all options, see Residential Product Guide.

CARRIAGE HOUSE DESIGNS



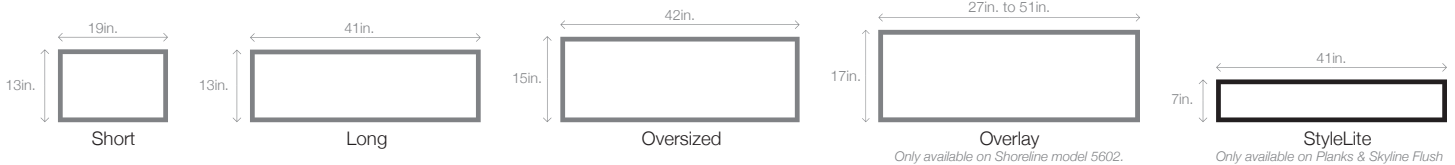
Model 5602. 24 designs that give a classic appearance and texture of real wood overlay doors.

EXTERIOR HARDWARE




Complement your door with exterior hardware options. Available in a variety of designs in both standard and magnetic attachments.

WINDOWS Model number indicates window style.

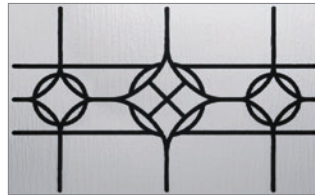


GLASS




Let a little light in your garage and add value to your home with a multitude of choices in both non-insulated and insulated glass.

DESIGNER GLASS



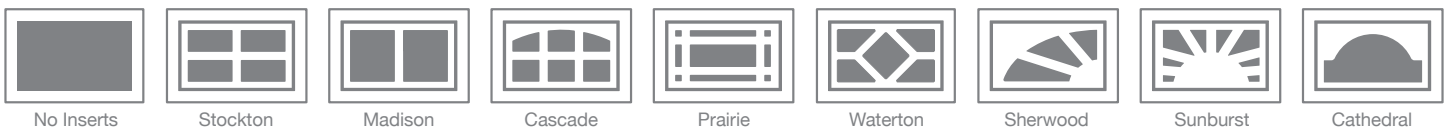
Bring life to your garage door with a wide selection of designer glass options. Available in short, long, and oversized windows.

GLASS



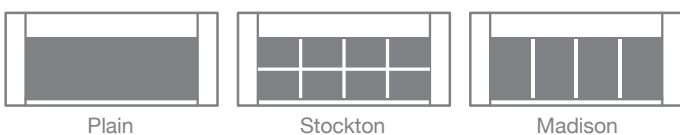
WINDOW INSERTS

A variety of inserts are available for short, long, and oversized windows and can be added to any of the glass options to add style to your garage door facade.



OVERLAY WINDOW DESIGNS

A variety of overlay window designs are available and can be added to any of the glass options to add style to your overlay garage door facade.



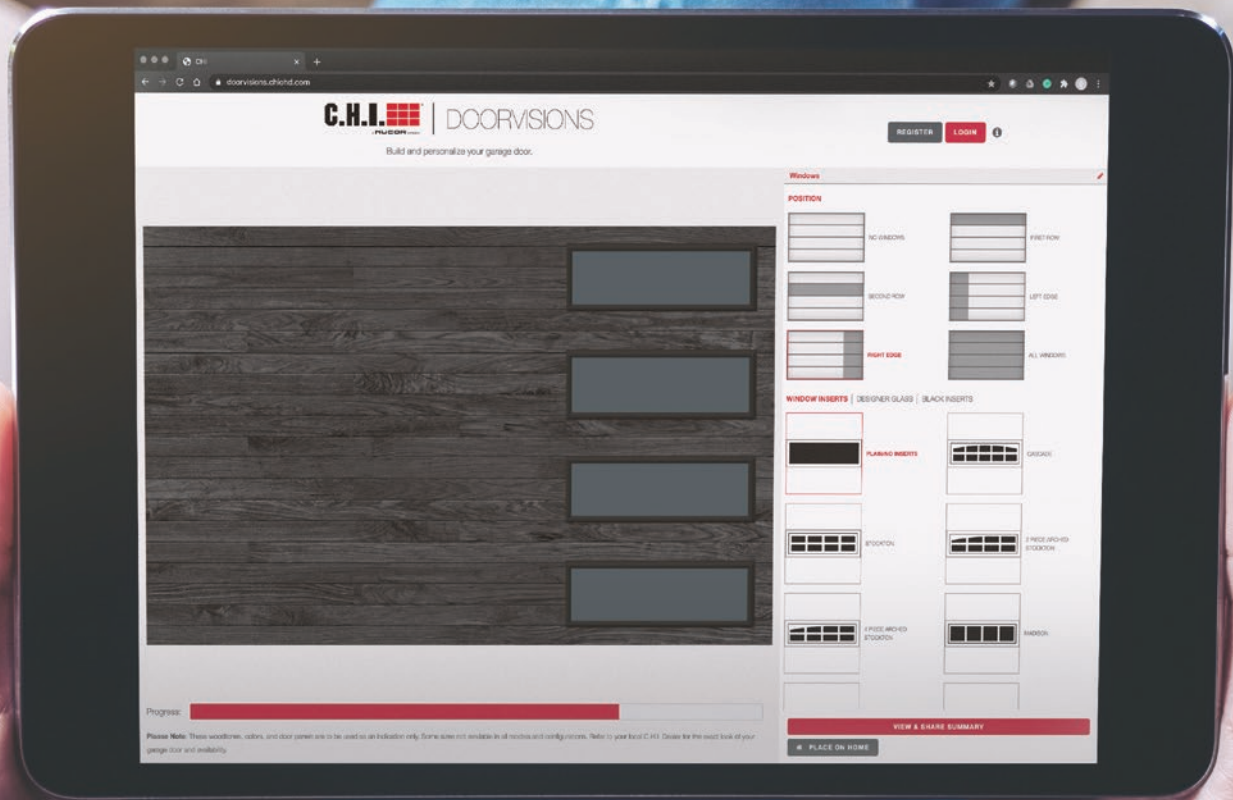
Part of owning a C.H.I. garage door is knowing that you can rely on the industry's best warranty. To maintain proper operation, an annual service inspection by a C.H.I. Dealer is encouraged. Learn more at chiohd.com/warranty

WARRANTY



DOORVISIONS

Bring your vision to life.



C.H.I. DEALERS

A BETTER BUYING EXPERIENCE

All C.H.I. doors, replacement parts, and accessories are sold only through our network of C.H.I. dealers: dedicated professionals who install and service our doors with the same quality and workmanship we use to manufacture them.

chiohd.com | 1485 Sunrise Drive | Arthur, IL 61911 | USA

Your Local Garage Door Professional