

Clima Tech 4400



BEST

Door: Ltd Lifetime
 Hardware: 4 yr
 Springs: 3 yr

- **R-15.7** Thermal Rating
- Steel (25 ga.)
- 1.5" Sections
- 5 Colors + Custom Color
- 6 Panel Designs
- 26 Window Designs

Thermal Rating

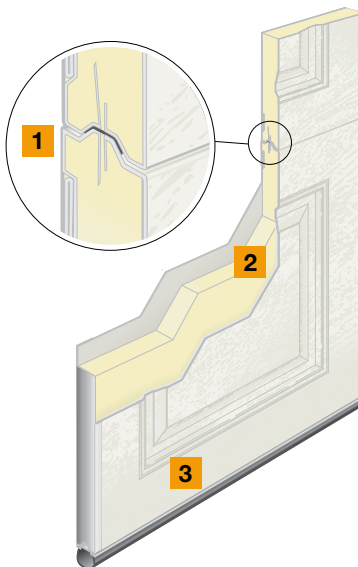




Customizations

Low Maintenance

Luxury Level

PANEL DESIGN OPTIONS



- 1** Traditional
- 2** Ranch
- 5** Flush
- 3** Country
- 4** Cottage
- 6** Microgroove



Precisely Designed Tongue & Groove 1
Thermally broken section joints reduce air infiltration and create weather tight seal.

Injected Polyurethane Foam Core 2
Enclosed by 25 gauge galvanized steel on the inside and outside provides maximum insulation for substantial energy savings and ultimate panel stability for exceptionally quiet door operation.

Well-defined Panel Embossments 3
Easy to clean woodgrain texture, galvanized and finish painted steel provide years of trouble-free performance and beauty.



Hörmann Innovations

Safety Bottom Fixture



Hörmann garage doors utilize safety fixtures on their bottom sections for added safety for your peace of mind.

Superior and Safe Windows



Hörmann window insert frames are recessed to the panel surface to give your door a cleaner look. Tempered safety glass panes offer extra layer of safety in case of breakage.

Aluminum Bottom Seal Retainer



Hörmann minimizes floor corrosion by utilizing an aluminum bottom seal retainer that never rusts and is more durable than brittle plastic retainers.

COLOR OPTIONS

1 White
2 Sandstone
3 Almond
4 Brown
5 Black
6 Galaxy Paint (Custom Color)

*Color application method will be at the discretion of the manufacturer.

All colors shown as accurately as printing technology allows.



WINDOW DESIGN OPTIONS

Non-insulated glass.

- | | |
|------------------------------------|------------------------------------|
| 1 Standard Short | 2 Standard Long |
| 3 Cross Short | 4 Cross 6 Long |
| 5 Cross Arch | 6 Cross 8 & Cross Arch Long |
| 7 Stockbridge Short | 8 Stockbridge & Arch Long |
| 9 Prairie Short | 10 Prairie Long |
| 11 Cathedral Short | 12 Cathedral Long |
| 13 Cascade Short | 14 Cascade Long |
| 15 Diamond Short | 16 Diamond Long |
| 17 Sherwood Short | 18 Sherwood Long |
| 19 Sunrise Short (4 panels) | 20 Sunrise Short (8 panels) |
| 21 Sunrise Long (2 panels) | 22 Sunrise Long (4 panels) |



Call toll free
 Eastern & Central US: 877.654.6762
 Western US: 800.522.2264
 Canada: 833.743.2443

Contact
 Email: info@hormann.us
 Website: hormann.us

AVAILABLE FROM:



Follow us on social media

