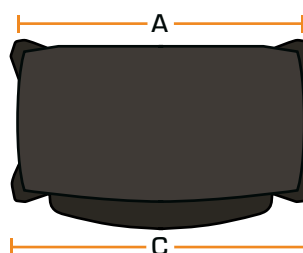

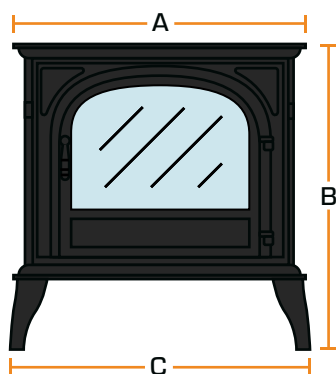


# // HINTON LED ELECTRIC STOVE

## Information Sheet



### // DIMENSIONS



A	595.0 mm
B	628.0 mm
C	613.0 mm
D	314.0 mm
E	371.5 mm



### // TECHNICAL

#### PRODUCT SPECS

Supply voltage:	220-240V AC
Rating power:	50Hz 1500W
Fuse rating:	13 Amp
Heating elements:	1500W
Lighting:	LED

#### PRODUCT FEATURES

- Full thermostatic control
- Timer control options
- Down lighting
- Remote control
- **Deluxe Real Logs**
- 3-Pin plug with 1.8m cord.