

# Product Specification Chart



|                     | RESIDENTIAL<br>5/8"                 | COMMERCIAL<br>3/4"                  | COMMERCIAL<br>PLUS HEAVY<br>DUTY    | INDUSTRIAL<br>1"                    |
|---------------------|-------------------------------------|-------------------------------------|-------------------------------------|-------------------------------------|
|                     | 6" WIDE PANELS*                     | 6" WIDE PANELS*                     | 8" WIDE PANELS*                     | 6" WIDE PANELS*                     |
|                     | <small>*panel width nominal</small> | <small>*panel width nominal</small> | <small>*panel width nominal</small> | <small>*panel width nominal</small> |
| POSTS               | 2" x 2"<br>.060 WALL                | 2-1/2" x 2-1/2"<br>.075 WALL        | 2-1/2" x 2-1/2"<br>.075 WALL        | 2-1/2" x 2-1/2"<br>.075 WALL        |
|                     | 2" x 2"<br>.125 WALL                | 2-1/2" x 2-1/2"<br>.125 WALL        | 2-1/2" x 2-1/2"<br>.125 WALL        | 2-1/2" x 2-1/2"<br>.125 WALL        |
|                     |                                     |                                     |                                     | 4" x 4"<br>.125 WALL                |
|                     |                                     |                                     |                                     | 6" x 6"<br>.125 WALL                |
| HORIZONTAL<br>RAILS | 1" x 1-1/8"                         | 1-1/4" x 1-1/4"                     | 1-1/4" x 1-1/4"                     | 1-5/8" x 1-5/8"                     |
| SIDE WALLS          | .080                                | .100                                | .100                                | .100                                |
| TOP WALLS           | .060                                | .070                                | .070                                | .075                                |
| PICKETS             | 5/8" x 5/8"<br>.050 WALL            | 3/4" x 3/4"<br>.050 WALL            | 3/4" x 3/4"<br>.050 WALL            | 1" x 1"<br>.060 WALL                |
| PICKET<br>SPACING   | 3-7/8"                              | 3-7/8"                              | 3-7/8"                              | 3-7/8"                              |
| HEIGHTS             | 3', 4', 54", 5', 6'                 | 3', 4', 5', 6'                      | 4', 5', 6'                          | 4', 5', 6', 7', 8'                  |
| COLORS              | BLACK, WHITE,<br>PEWTER             | BLACK, WHITE,<br>PEWTER             | BLACK, WHITE,<br>PEWTER             | BLACK, WHITE,<br>PEWTER             |
| SCREWS              | 302<br>STAINLESS STEEL              | 302<br>STAINLESS STEEL              | 302<br>STAINLESS STEEL              | 302<br>STAINLESS STEEL              |
| FINISH              | ARMOUR GUARD                        | ARMOUR GUARD                        | ARMOUR GUARD                        | ARMOUR GUARD                        |

Exclusive Armour Shield™  
powder coated finish 12 step process



Every fence panel is assembled  
with stainless steel, corrosion  
resistant screws.



All fence components have a  
minimum ultimate yield strength  
of 35,000 PSI.

All our Walk and Drive gates are  
welded for maximum strength.





## Ask about add-on panels

- Pre-assembled for easy installation
- Rackable for installations with sloped ground
- Add on to most new or existing fence panels




existing fence

add-on



finished look



**American One Fence and Railing**  
13676 York Road, North Royalton, Ohio 44133  
[www.americanonefenceandrailing.com](http://www.americanonefenceandrailing.com)  
1-866-633-3336



# Style and Security With a View



**Northeast  
OHIO**


**Aluminum  
Ornamental  
Fencing**

Locally Owned  
Locally Made,




Many sizes and styles of panels that meet or exceed pool code requirements\*

\*Always check local building codes before starting project




Specialty or Custom Gates  
Let us build a gate to your specifications for select styles

## Grades



**Residential**  
5/8" sq. Picket



**Commercial**  
3/4" sq. Picket  
Available in 8' widths



**Industrial**  
1" sq. Picket

## Styles



Picket Top




Flat Top



Alternating Picket



Certain styles may not be available for all sizes



## Accessories



## Gates



Straight



Arched



Rainbow



Double Rainbow



Estate

