



**BIG SKY
INDUSTRIAL**

BIG SKY INDUSTRIAL

INVESTOR PRESENTATION

May 2026

Building America's Energy
& Carbon Management Platform



Forward-Looking Statements

Information set forth in this communication constitute “forward-looking statements” within the meaning of the safe harbor provisions of the Private Securities Litigation Reform Act of 1995 and other securities laws. All statements other than historical facts are forward-looking statements future financial position and operating results of Big Sky Industrial Inc. (“BSIN”), business strategy, projected revenues, earnings, costs, capital expenditures and plans, objectives and intentions of management for the future. Words such as “expect,” “could,” “may,” “anticipate,” “intend,” “plan,” “ability,” “believe,” “seek,” “see,” “will,” “would,” “estimate,” “forecast,” “target,” “guidance,” “outlook,” “opportunity” or “strategy” or similar expressions are generally intended to identify forward-looking statements. Such forward-looking statements are based upon the current beliefs and expectations of the management of BSIN and are subject to risks and uncertainties that could cause actual results to differ materially from those expressed in, projected in, or implied by, such statements.

Although BSIN believes the expectations and forecasts reflected in these forward-looking statements are reasonable, they are inherently subject to numerous risks and uncertainties, most of which are difficult to predict and many of which are beyond BSIN’s control. No assurance can be given that such forward-looking statements will be correct or achieved or that the assumptions are accurate or will not change over time. Particular uncertainties that could cause BSIN’s actual results to be materially different from those described in the forward-looking statements include: (i) transaction costs, (ii) unknown liabilities, (iii) the risk that any announcements could have adverse effects on the market price of BSIN’s common stock, (iv) the ability to successfully integrate the businesses, (v) the ability to achieve projected operational and capital synergies or it may take longer than expected to achieve those synergies, (vi) risks related to financial community and rating agency perceptions of BSIN or its business, operations, financial condition and the industry in which it operates, (vii) risks related to the potential impact of general economic, political and market factors on BSIN, and (viii) those expressed in BSIN’s other forward-looking statements including those factors discussed in Risk Factors in BSIN’s Annual Report on Form 10-K and its other filings with the U.S. Securities and Exchange Commission (the “SEC”) available at bigskyindustrialinc.com. The foregoing list of factors is not exhaustive. You should carefully consider the foregoing factors, and other documents filed by BSIN from time to time with the SEC.

BSIN cautions you not to place undue reliance on forward-looking statements contained in this communication, which speak only as of the date hereof, and BSIN is under no obligation, and expressly disclaims any obligation to update, alter or otherwise revise any forward-looking statements, whether as a result of new information, future events or otherwise. This communication may also contain information from third-party sources. This data may involve a number of assumptions and limitations, and BSIN has not independently verified them and does not warrant the accuracy or completeness of such third-party information.

Non-GAAP Financial Measures

This presentation contains certain financial measures that are not prepared in accordance with generally accepted accounting principles (“GAAP”). These measures include but are not limited to adjusted EBITDAX, PV-10, Leverage Ratio, Net Debt, Liquidity, Net Cash Provided by Operating Activities Before Net Changes in Operating Assets and Liabilities, Free Cash Flow Before Net Changes in Operating Assets and Liabilities and Free Cash Flow. For all historical non-GAAP financial measures please see the Earnings Releases or Investor Relations pages at bigskyindustrialinc.com and for a reconciliation to the nearest GAAP equivalent and other additional information.

Industry and Market Data

This presentation has been prepared by BSIN and includes market data and other statistical information from sources it believes to be reliable, including independent industry publications, governmental publications or other published independent sources. Some data is also based on our good faith estimates, which are derived from BSIN’s review of internal sources as well as the independent sources described above. Although BSIN believes these sources are reliable, it has not independently verified the information and cannot guarantee its accuracy and completeness. BSIN owns or has rights to various trademarks, service marks and trade names that it uses in connection with the operation of its business. This presentation also contains trademarks, service marks and trade names of third parties, which are the property of their respective owners. BSIN’s use or display of third parties’ trademarks, service marks, trade names or products in this presentation is not intended to, and does not imply, a relationship with BSIN or an endorsement or sponsorship by or of BSIN.

Big Sky Industrial At A Glance

A Compelling Entry Point Into a Cash-Flowing, Multi-Stream Platform

OVERVIEW

Integrated energy company advancing a diversified industrial gas, energy and carbon management platform. 27% owned by insiders.

LEGACY OIL RESERVES

Proved Reserves, 1Q 2026 ⁽²⁾	1.4 MBOE
Proved PV-10 ⁽²⁾	\$16.1 million

INDUSTRIAL GAS RESOURCE – PHASE 1

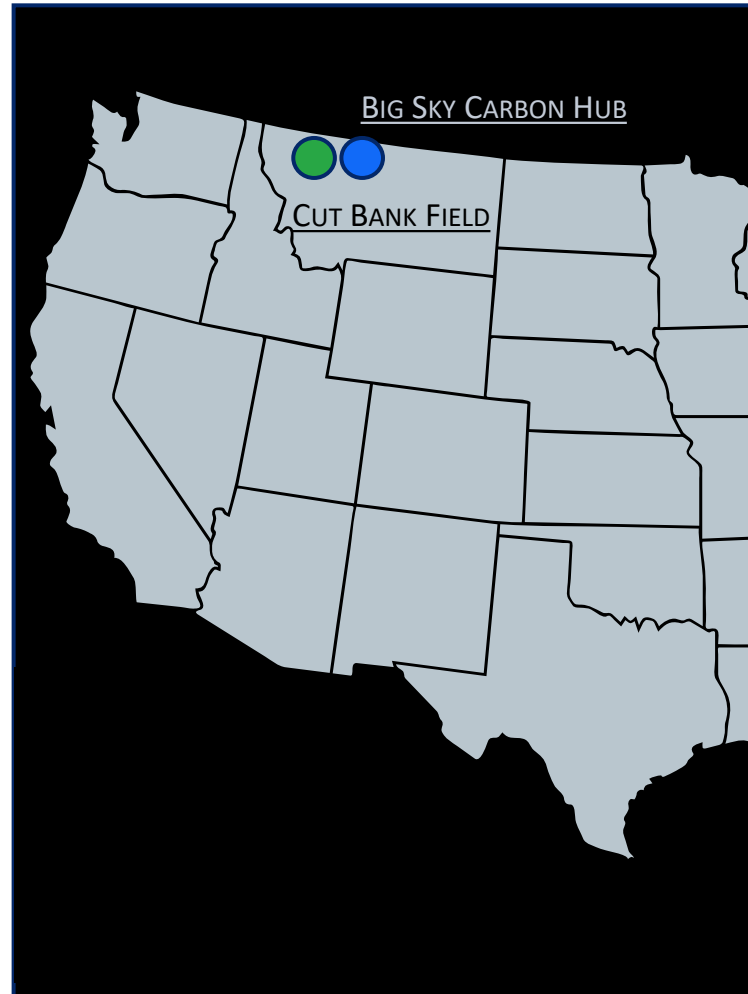
Helium ⁽³⁾	1.3 BCF
CO ₂ ⁽³⁾	444 BCF
Industrial Gas PV-10 ⁽⁴⁾	\$90.0 million

CARBON MANAGEMENT

Annual CO ₂ Removal	125,000 metric tons
Equivalent Passenger Vehicles	25,000 vehicles

VALUATION FRAMING ⁽⁵⁾

EV/ 2027E EBITDA	3.0x
Discount to Phase 1 NAV	57%



50+

YEAR PRODUCING ASSET.

1.3 BCF of helium, 444 BCF of CO₂ resource, large proven oil basin — fully owned, fully operated, minimal third-party dependencies.

~\$130MM

PHASE 1 45Q TAX CREDIT VALUE — 12 YEARS

First moving U.S. CCUS project — eligible for \$85/ton in federal sequestration credits under Section 45Q.

Q1 2027

FIRST HELIUM SALES. CARBON MANAGEMENT LAUNCHES.

Construction began Q2 2026. Offtake signed. MRVs filed. Timeline de-risked and sequenced.

The Deliberate Strategic Pivot

From Legacy E&P to an Integrated Industrial Gas and Carbon Management Platform



STRATEGICALLY MONETIZED NON-CORE ASSETS WITH PROCEEDS REDEPLOYED
REDEPLOYED INTO THE BIG SKY CARBON PLATFORM

REPOSITIONED TOWARDS LONG-LIFE, LOW-DECLINE ASSETS WITH MULTI-
STREAM MONETIZATION, LOWERING THE OVERALL CORRELATION TO THE
PRICE OF OIL AND GAS

BUILDING 45Q-ENABLED CARBON MGMT. BUSINESS WITH CONTRACTED,
CONTRACTED, POLICY-DRIVEN CASH FLOWS, COUPLED WITH A STRATEGIC
STRATEGIC DOMESTIC HELIUM RESOURCE, TO BE PARTNERED WITH A
WITH A LEADING INDUSTRIAL GAS DISTRIBUTOR

LEVERAGING LEGACY OIL ASSET AS FOUNDATION FOR CO₂-EOR EXPANSION

COMPETITIVE MOATS

CONTROL ONE OF THE LARGEST INDUSTRIAL GAS
GAS STRUCTURES IN THE U.S.

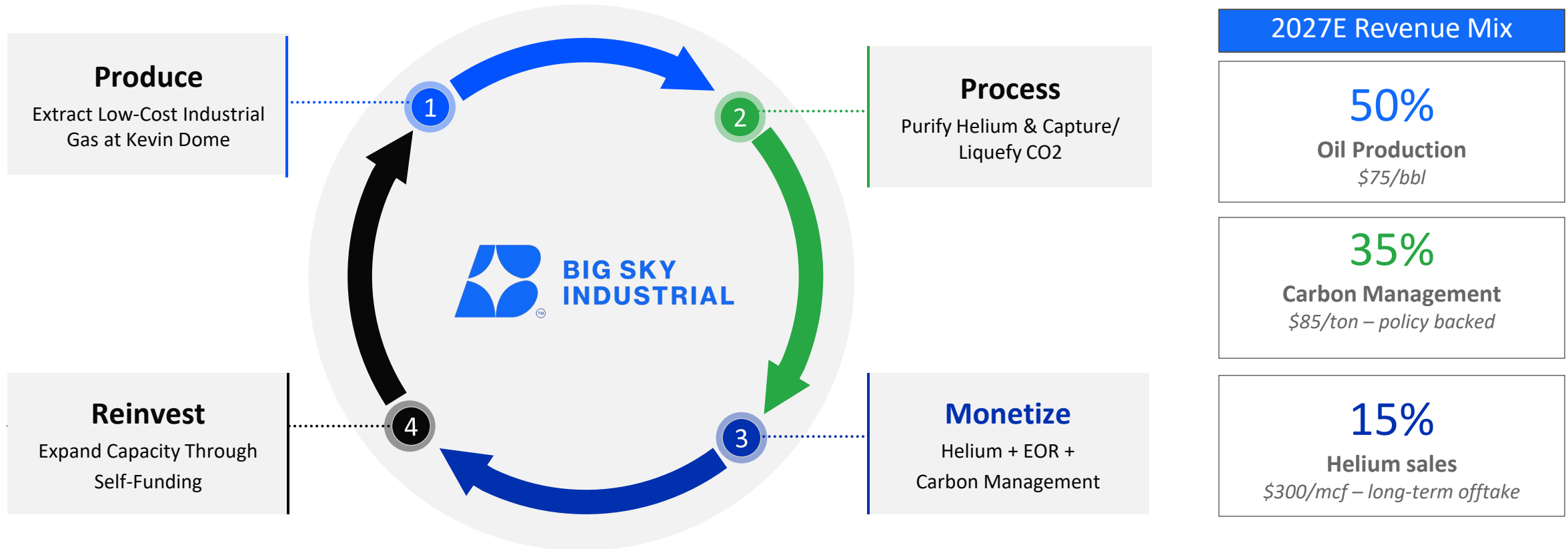
OWNED PIPELINE TRANSPORT HELIUM AND CO₂

OWN THE ONLY GAS PROCESSING IN THE NORTHERN
NORTHERN ROCKIES REGION

PROVEN OIL FIELD PERMITTED FOR CO₂ ENHANCED
ENHANCED RECOVERY

CONTRACTED, LONG-LIFE, MULTI-STREAM CASH FLOWS
TO SUPPORT A RE-RATING TOWARD INDUSTRIAL GAS
VALUATION BENCHMARKS

The Flywheel in Action



One Gas Stream. **Three Profit Centers**. Shared Infrastructure Drives Margin at Every Step.

Phase 1 Capital Funding is Secured

Phase 1 Capital Structure. First Revenue Target: Q1 2027E.

Phase 1 Capital - Committed Capital in Place

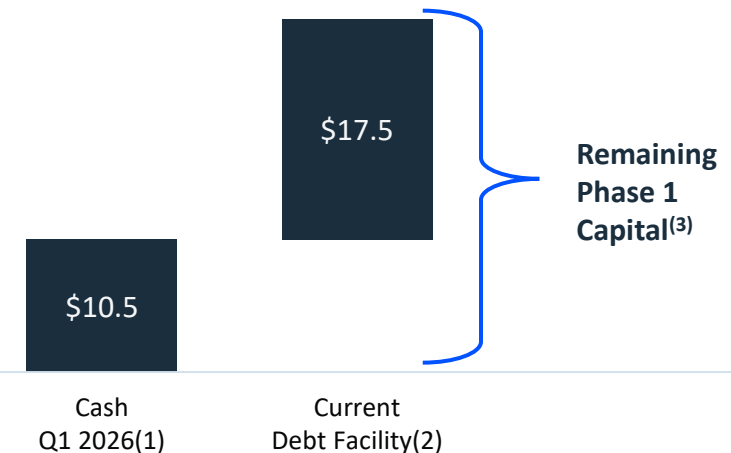
- Phase 1 Capex
- \$27mm deployed through acquisitions, site development, permitting, and production
 - \$28mm remaining CapEx expected to be covered without incremental equity dilution

- Economics
- Targeting a 40% unlevered return on capital employed at the project level
 - Opportunity to further enhance ROE with term debt upon completion of the project

- Funding Sources
- Remaining capex funded by cash on hand + covenant-light debt facility
 - Recently secured expanded debt facility, providing ample runway to complete Phase 1
 - Suspending use of Roth Equity Line of Credit for the future

- Balance Sheet
- Est. 1.0x net leverage on run-rate EBITDA by Q1 2027
 - \$27.9mm of liquidity following debt facility expansion

Sources of Capital



\$22M deployed across acquisitions, site development, permitting, & production

\$30M completes Phase 1 infrastructure and delivers first revenue by 1Q27E.

One Platform. Three Streams. No Redundancy.

Each Revenue Line is Independent, Contracted, or Supported by Federal Policy.

BSIN Advantage

Helium	Carbon Management	Oil Production
<ul style="list-style-type: none"> Contracted offtake agreement closed April 2026, providing revenue visibility from Day 1. 1.3 BCF long-life resource; 50+ year reserve life. Shared infrastructure with CO2 operations reduces unit cost vs. standalone peers. Modular plant design enables capital-efficient throughput expansion. Uniquely positioned to capitalize on tightening helium supply driven by Middle East disruptions 	<ul style="list-style-type: none"> First-mover as an emerging Western U.S. carbon hub – only 20 operational U.S. projects exist today. Two MRV applications submitted to the EPA; approvals expected summer 2026. ~\$130mm in expected 45Q credits over first 12 years of operations from Phase 1. Unique feedstock advantage: CO2 capture as extraction byproduct with no combustion or energy-intensive capture. 	<ul style="list-style-type: none"> 170+ Class II injection wells permitted for CO2 EOR driving low incremental CapEx. Wholly-owned Cut Bank oilfield; large position with stable, predictable OpEx. Low-cost CO2 feedstock from Big Sky Carbon Hub eliminates third-party supply risk. ~70 MMbbl of recovery potential through phased CO2-EOR using Big Sky Carbon Hub operations sourced feedstock
<p>Supply Constrained \$6-8Bn Global Market</p>	<p>45Q Federal Credit \$85/ton</p>	<p>Steady 8% Decline Rate vs. 25-40% for Shale</p>

Long-Term Helium Offtake Agreement

Contracted revenue de-risks supply and underpins predictable, financeable cash flows from commencement.

Buyer Profile

Investment-grade industrial gas company with global distribution infrastructure and established market relationships

BASE PRICE

\$285/MCF

EX-WORKS plant, CPI escalation effective March, 2028+

ANNUAL HELIUM COMMITMENT

14.4 MMCF/YEAR

Monthly max of 1,200 MCF aligns with plant capacity

CONTRACT TERM

5 YEARS

Commencement Q1 2027; grace period to July, 2027

VOLUME OBLIGATION

100% TAKE-OR-PAY

Annual adjustment effective March, 2028+

- ✓ **Revenue certainty.** 100% take-or-pay obligation; day-one cash flow
- ✓ **Inflation protection.** CPI escalation locks in margin expansion through 2032
- ✓ **Investment-grade counterparty.** Purchaser with a global footprint eliminates credit risk

Big Sky Carbon Hub

One of the Largest Industrial Gas Structures in the United States – Permitted, De-Risked, and Ready to Scale.

Big Sky Carbon Hub Positioned For Regional Impact

- The Big Sky Carbon Hub sits atop the renowned Kevin Dome geologic structure, one of the largest of its kind in the Western United States.
- High rate and low-cost industrial gas development wells allow for rapid expansion.

Carbon Capture, Utilization, and Sequestration

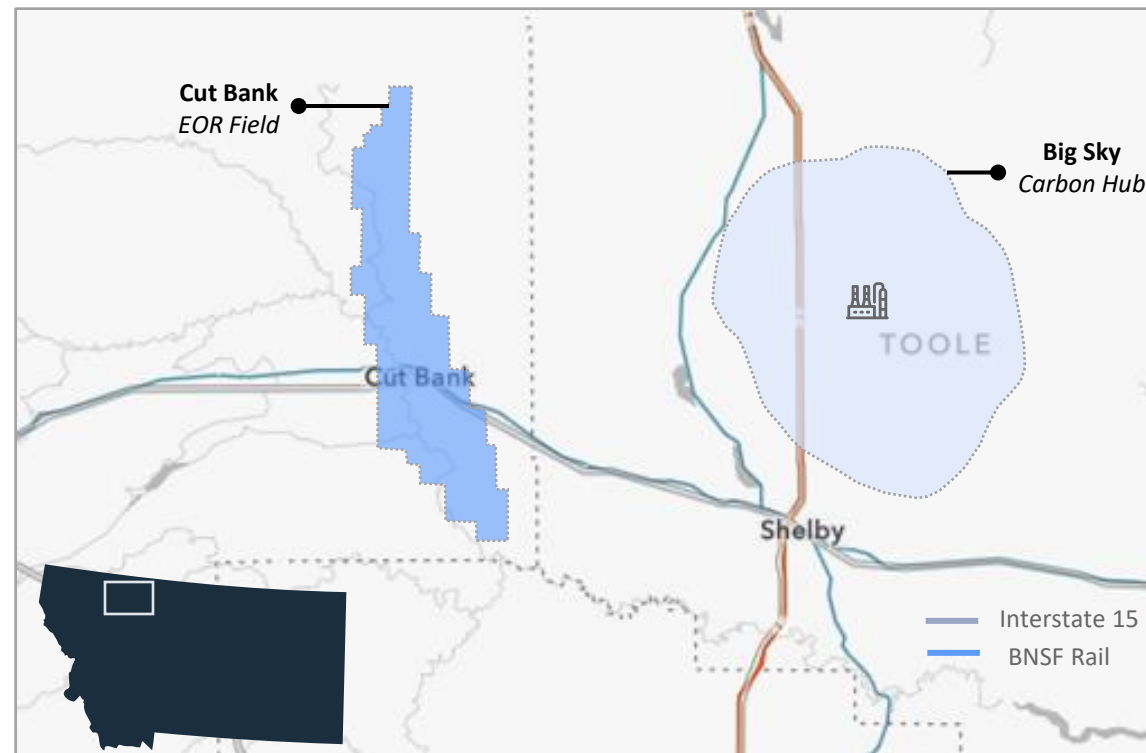
- 125,000 MT annually at beginning of Phase 1.
- Equates to 25,000 of passenger vehicles removed.
- Max amount from initial two MRV's expected to be 300,000 MT annually.

Economic Transportation Infrastructure

- Major rail access along the Port of Northern Montana in Shelby, MT.
- Trucking access along the I-15 and I-90 corridor.

Permitted Development Program

- BSIN has more than 170 Class II disposal wells permitted for enhanced oil recovery.
- Two Monitoring Verification and Reporting (“MRV”) have been filed with the EPA with approvals expected summer 2026.



Existing Cut Bank Field	
Oil Reserves	970 MBO
PDP PV-10	\$13.7 million
Current Production	240 BOPD

Big Sky Carbon Hub	
Helium Resource	1.3 BCF
CO ₂ Resource	444 BCF
Gas Concentration	0.5% Helium 87.5% CO ₂

Exposure to Long-Term Oil Upside

~70 MMbbls of Incremental Recovery Potential from a Fully Permitted, Operating Field.

Established Operations

- Operated by BSIN since January 2022 with experienced local field team.
- ~29,000 net acres with long production history.
- Low-decline profile with stable, predictable operating costs.
- Existing infrastructure and 170+ permitted Class II injection wells.

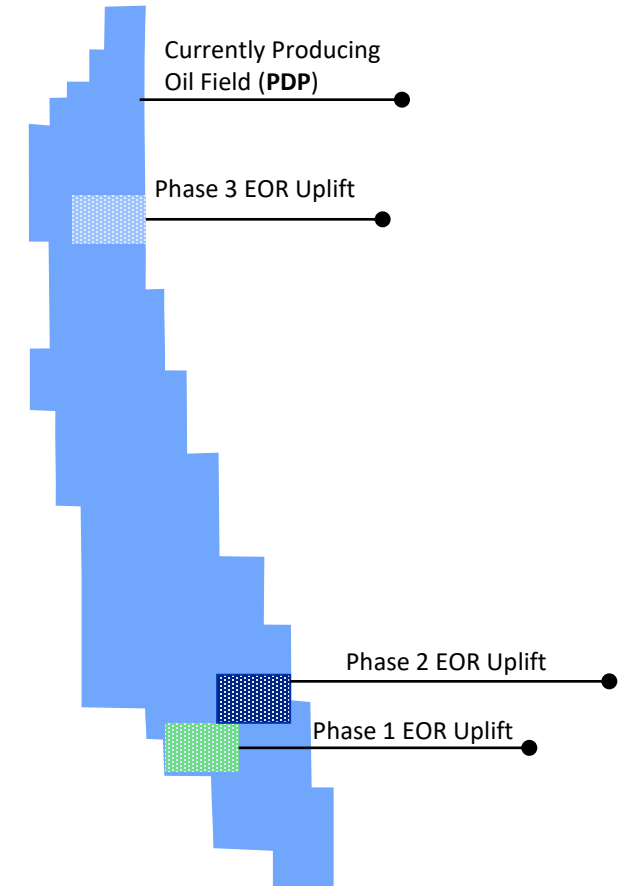
Large Incremental Oil Potential

- Reservoir characteristics consistent with successful U.S. CO₂-EOR projects.
- ~70 MMbbl of incremental recovery potential, supported by internal and third-party engineering analysis.
- ~6,400 bbl/d average production potential over a multi-year time horizon.
- Significant remaining oil in place across mature field footprint.

Phased Development Approach

- **Phase 1:** Target development supported by 3D seismic and petrophysical analysis confirming recoverable oil in place
- **Phase 2:** 2-3x scale-up leveraging existing injection capacity and shared facilities.
- **Phase 3:** Expansion across established operational footprint with incremental capacity.

Cut Bank EOR Field Map



Diversified Revenue Streams

Project Economics Inflect Sharply in 2027 and Compounds as Phase 2 Comes Online.

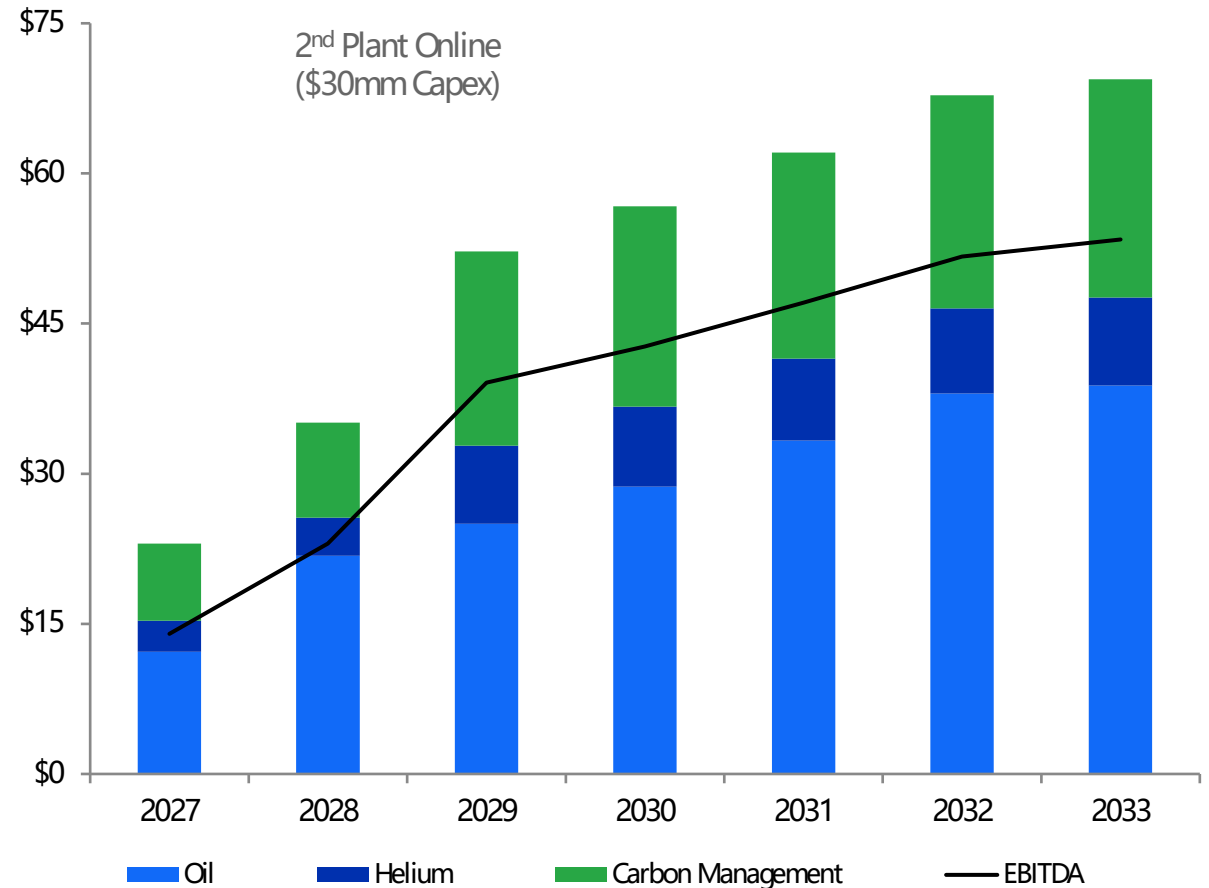
Helium Expected long-term contracted industrial gas exposure within a vertically integrated platform.

Carbon Management \$85/ton federal 45Q credit. Policy-backed, commodity independent.

Oil Production Low-decline, established production. Supporting the platform buildout.

BIG SKY INDUSTRIAL'S OPERATIONS COVER ALL STAGES OF THE VALUE CHAIN

Projected Project Revenues and EBITDA (\$MM) ⁽¹⁾⁽²⁾



Infrastructure & Market Access

Strategic Infrastructure Position with Direct Access to Premium Markets.

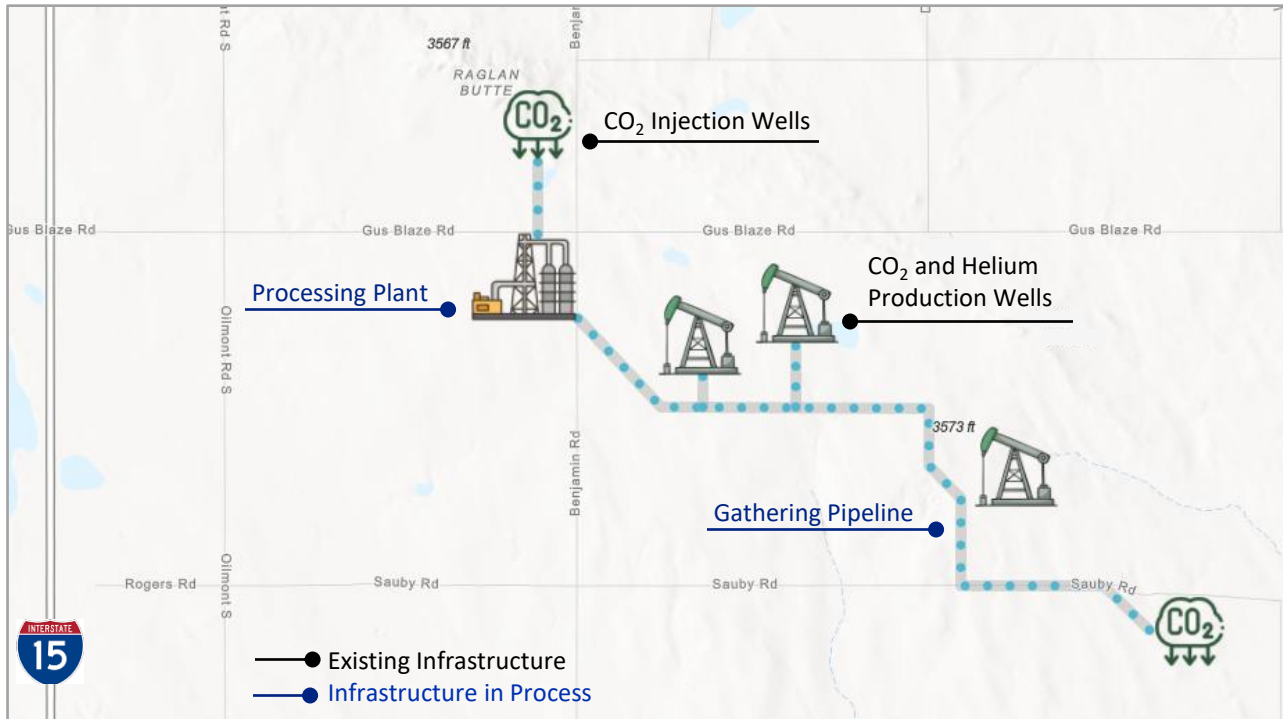
Infrastructure Groundwork in Place

- BSIN finished its drilling & completions operations in August 2025, capping off three successfully drilled wells and acquiring two others.
- Two Class II permitted injection wells are operational.
- Gathering infrastructure installation is scheduled for June 2026.
- Processing Plant design is complete, with FID having been announced in 2Q 2026.

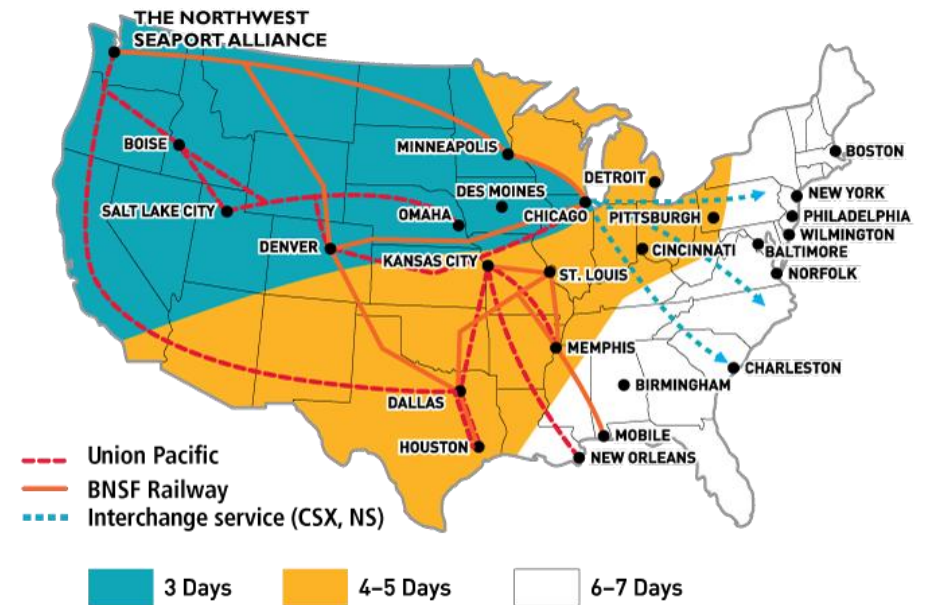
Geographic Position on Major Rail and Highway Network

- Rail spur in Shelby, MT located 17 miles south of BSIN facility with direct route to West Coast Markets.
- Highway intersections with Interstate 15 (N-S) and US Route 2 (E-W) provide reliable roadways.

Infrastructure Map for Big Sky Carbon Hub



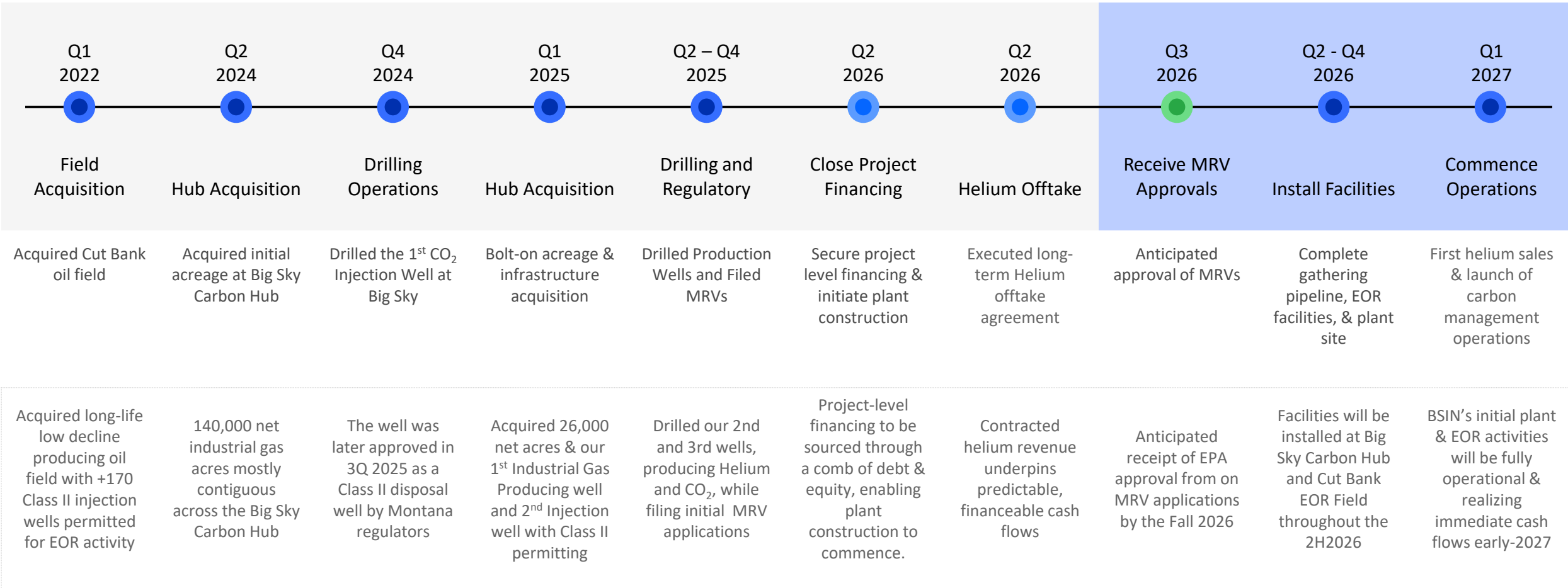
U.S. Rail Map and Travel Time From Big Sky Carbon Hub



Milestones Achieved. Catalysts Ahead

What we have done:

Where we are going:



A Defined Path. From First Transaction to First Sales.

The Investment Case

1

Differentiated Asset

The only integrated helium + CCUS hub in the Northwest U.S. 1.3 Bcf Helium. 444 BCF CO₂. 100% owned and operated. 50-year reserve life.

2

Economics

Three independent revenue streams. \$130M in 45Q federal credits over 12 years. 2.67x EV/2027E EBITDA vs 7-10x for peers. Underpinned by oil producing field with ~70 MMbbl of incremental EOR recovery potential at an 8% decline rate.

3

Execution

\$27MM invested. Wells drilled. MRVs filed. Plant FID 2Q2026. First revenue 1Q2027.

4

Why Now

Trading at a significant discount to intrinsic value ahead of multiple near-term catalysts. MRV approvals, offtake execution, and project financing each represent independent de-risking events before initial Phase 1 revenue.

Management Team

Executives with decades of combined experience in energy finance, carbon management, and E&P operations

John Weinzierl

Chairman

30+ years of experience

Led two public listings as Co-founder and CEO of Memorial Resource Development, including Memorial Resource Development Corp. and Memorial Production Partners LP. Previously Managing Director and Operating Partner at Natural Gas Gas Partners (NGP). B.S. in Petroleum Engineering and MBA and MBA from University of Texas at Austin.

Ryan Smith

CEO

20+ years of experience

CEO since 2019; served as CFO from 2017–2023. Previously Previously CFO and VP of Capital Markets at Emerald Oil Oil (2013–2017), VP in Canaccord Genuity's Investment Investment Banking Group focused on energy, and Analyst at Analyst at Wells Fargo Energy Group. BBA in Finance from from Texas A&M University.

Mark Zajac

CFO

30+ years of experience

Former KPMG partner and national energy industry leader leader specializing in SEC reporting, PCAOB compliance, compliance, IPOs, and M&A transactions across the full full energy value chain. Licensed CPA with BBA and MBA MBA from Texas Tech University.

Tug Eiden

VP, Commercial Development

25+ years of experience

Operational and engineering leader spanning CCS, E&P, CCS, E&P, and major independents including Anadarko, Anadarko, EOG Resources, and BP. Brings deep expertise in commercial development across conventional and emerging energy segments. B.S. in B.S. in Petroleum Engineering from Montana Technological University and MBA from Southern Methodist University.

Kip Ferguson

VP, Business Development

30+ years of experience

Over 35 years of technical and executive leadership leadership across drilling, completions, A&D, and project development at public and private E&P companies. Former EVP and President of Eagle Ford Ford division at Magnum Hunter Resources. B.S. in in Geology from the University of Texas at Austin.

Mason McGuire

VP, Finance and Strategy

8 years of experience

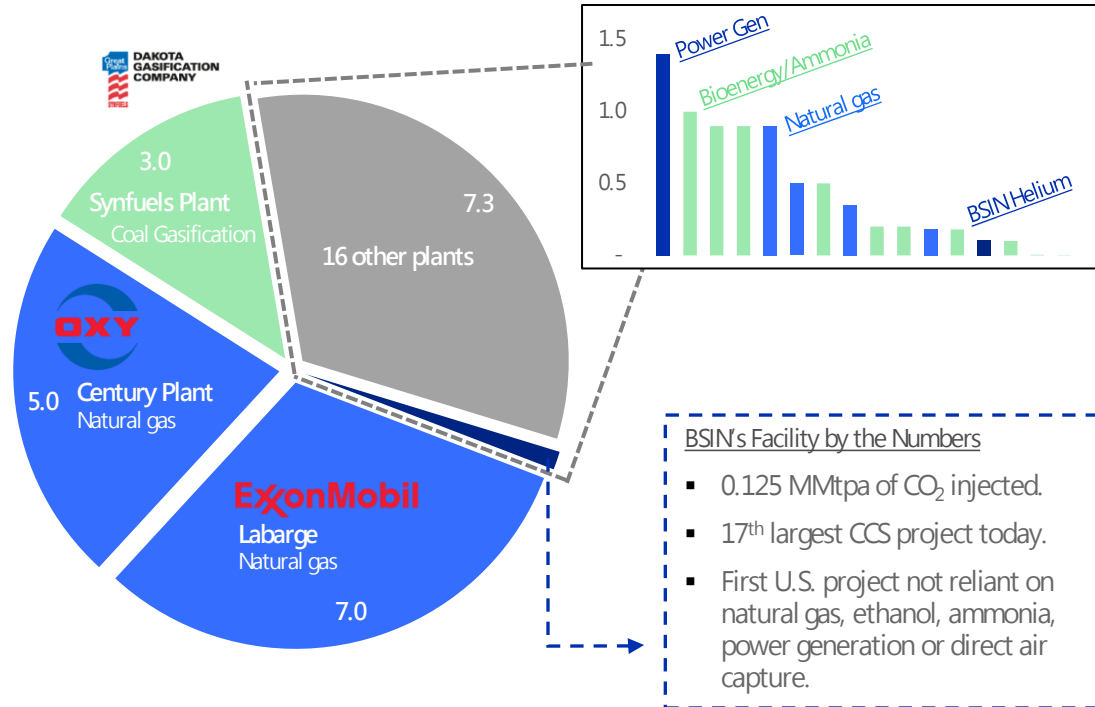
Oversees corporate finance, capital markets, investor investor relations, and M&A strategy. Previously a a restructuring and financial reporting consultant at at Opportune LLP, advising on complex transactions transactions across the energy sector. B.A. in Finance Finance and Energy Management from the University of University of Oklahoma.

Appendix

BSIN: A Different CCUS Platform

A scalable U.S. CCUS project sourced from industrial gas – not fossil fuels, ethanol, or DAC

Active Project Overview



- BSIN's Facility by the Numbers**
- 0.125 MMtpa of CO₂ injected.
 - 17th largest CCS project today.
 - First U.S. project not reliant on natural gas, ethanol, ammonia, power generation or direct air capture.

\$130MM
Expected 45Q value over first 12 years of operations.

#17
Ranked among active U.S. CCUS projects by capacity at 125,000 MMtpa

> 145x
CCUS Market Growth from 2023A captured CO₂ to 2050A forecast.

Unlike other top-20 U.S. CCUS projects, BSIN's CO₂ feedstock is a byproduct of helium extraction — a process with no combustion, no ethanol fermentation, no direct air capture energy cost.

