

SR5390D

RT SCISSOR LIFT



SMOOTH, RESPONSIVE CONTROLS, powered by LGMG's proprietary software, deliver better handling and reduced bounce and lag.

LARGE WORK PLATFORM with dual extension decks and a 4 person capacity for increased productivity.

GREAT TRACTION and power from a **48hp Kubota® engine**, oscillating axle, and four wheel drive to traverse jobsites with poor underfoot conditions.

SERVICE AND MAINTENANCE ARE SIMPLER with an onboard self-diagnosis system and easy access to all service items with a pullout engine tray.

HEAVIER GAUGE METAL AND PROTECTIVE SHEATHING on on most exposed hydraulic hoses for a more robust machine comes **STANDARD**.

Standard **self-leveling outriggers**.



POWER

Kubota V2403 36kW/48hp

PLATFORM

- AC power to platform
- Descent alarm
- Emergency stop button
- Flashing beacons
- Horn
- Motion alarm
- Overload sensing system
- Proportional control
- Swing gate

CHASSIS

- Automatic braking system
- Auto-leveling outriggers
- Emergency descent
- Emergency stop button
- Foldable guardrail
- Hour meter
- Intelligent diagnostic system
- Manual brake release
- Oscillating axle
- Over-tilt protection system
- Pullout component tray
- RT foam-filled tires
- Safety chock for service
- Standard forklift pockets for transport
- Telematics ready

OPTIONS

- Cold weather package
- Material carrier
- Pipe rack
- QuickFit for oil changes
- RT foam-filled non-marking tires
- RT solid tires
- RT solid non-marking tires
- Telematics



LGMG NA provides an industry-leading 5-year/5,000 hour warranty on new boom lifts, scissor lifts, and vertical mast lifts, and a 3-year/3,000 hour warranty on new telehandlers with an option to purchase an extended warranty upon request.

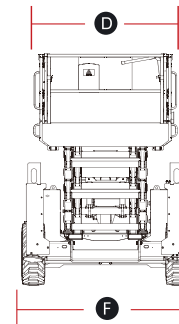
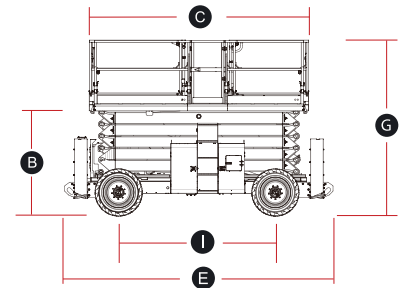
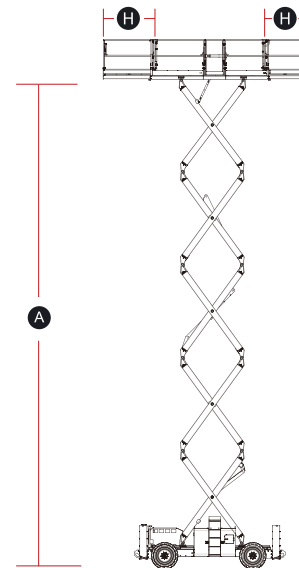
Terms and conditions apply. Subject to LGMG's warranty policies then in effect. Please visit www.lgmgna.com/warranty for details.

SR5390D

RT SCISSOR LIFT



	Imperial	Metric
Work Height Max.	58'2"	17.9 m
A Platform Height-Raised	52'2"	15.9 m
B Platform Height - Stowed	6'10"	2.08 m
C Platform Length	13'1"	3.98 m
D Platform Width	6'	1.83 m
E Overall Length with Outriggers	16'1"	4.9 m
F Overall Width	7'7"	2.3 m
G Overall Height - Rails up	10'5"	3.18 m
Overall Height - Rails down	8'2"	2.5 m
H Extension Deck (front/rear)	4'9" / 3'9"	1.45 / 1.14 m
I Wheelbase	9'4"	2.85 m
Ground Clearance-Center	9"	0.23 m
PRODUCTIVITY		
Max. Platform Occupancy	4(in) / 4(out)	
Platform Capacity	1,500 lb	680 kg
Platform Capacity - Extension	510 lb	230 kg
Max allowable tilt (fore/aft and side-to-side)	3° / 2°	
Drive speed (stowed)	3.8 mph	6.1 km/h
Drive speed (raised)	0.68 mph	1.1 km/h
Drive Height	27'11"	8.5m
Gradeability - Stowed	40%	
Outside Turning Radius	17'6"	5.33m
Inside Turning Radius	9'	2.74 m
Raise/Lower Time	55 / 55s	
Brakes	Four-Wheel Brakes	
Drive Mode	4x4	
Standard Tires	Solid 33"x11"	
Tire Contact Pressure	129 psi	888 kPa
Occupied Floor Pressure	212 psf	10.14 kPa
POWER		
Power Source	Kubota V2403 36kW/48hp	
Fuel Tank Capacity	26.4 gal	100 L
HYDRAULIC SYSTEM		
Hydraulic Oil Volume	37 gal	140 L
WEIGHT		
Machine Weight (with outriggers)	17,860 lb	8,100 kg



ANSI A92.20, CSA B354.6
Please contact LGMG for more details. LGMG reserves the right to change technical data without prior notice.
All photos and pictures in this brochure are for promotional purposes only.
This brochure comes into effect in December, 2025.

LGMG North America Inc.

Address: 4105 Live Oak Drive, Suite 100, The Colony, Texas 75056 United States
Email: sales@lmgna.com Tel: +1 833 288 5464

www.lmgna.com

