

SR4069E

RT ELECTRIC SCISSOR LIFT



LARGE WORK PLATFORM with an extension deck and a 3 person indoor/ 2 person outdoor capacity for increased productivity.

NO EMISSIONS AND LOW NOISE from a **48V battery pack** for indoor and urban environments with stricter requirements.

STANDARD FOAM-FILLED NON-MARKING TIRES make it ready for indoor applications directly from the factory.

SERVICE AND MAINTENANCE ARE SIMPLER with an onboard self-diagnosis system and easy access to all service items with a pullout tray.

HEAVIER GAUGE METAL AND PROTECTIVE SHEATHING on most exposed hydraulic hoses for a more robust machine comes **STANDARD**.

Standard self-leveling outriggers.



POWER

48V system with 315Ah FLA batteries

PLATFORM

AC power to platform
Descent alarm
Emergency stop button
Flashing beacons
Horn
Motion alarm
Overload sensing system
Proportional control
Swing gate

CHASSIS

Automatic braking system
Auto-leveling outriggers
Emergency descent
Emergency stop button
Foldable guardrail
Hour meter
Intelligent diagnostic system
Manual brake release
Oscillating axle
Over-tilt protection system
Pullout component tray
RT foam-filled non-marking tires
Safety chock for service
Standard forklift pockets for transport
Telematics ready

OPTIONS

Cold weather package
RT foam-filled tires
RT solid non-marking tires
RT solid tires
Telematics



LGMG NA provides an industry-leading 5-year/5,000 hour warranty on new boom lifts, scissor lifts, and vertical mast lifts, and a 3-year/3,000 hour warranty on new telehandlers with an option to purchase an extended warranty upon request.

Terms and conditions apply. Subject to LGMG's warranty policies then in effect. Please visit www.lgmгна.com/warranty for details.

SR4069E

RT ELECTRIC SCISSOR LIFT



	Imperial	Metric
Work Height Max.	45'	13.9 m
A Platform Height-Raised	39'	11.9 m
B Platform Height - Stowed	5'1"	1.56 m
C Platform Length	9'2"	2.79 m
D Platform Width	5'3"	1.6 m
E Overall Length with Outriggers	12'4"	3.76 m
F Overall Width	5'10"	1.79 m
G Overall Height - Rails up	8'10"	2.7 m
Overall Height - Rails down	6'8"	2.04 m
H Extension Deck	5'	1.52 m
I Wheelbase	7'6"	2.29 m
Ground Clearance-Center	9"	0.23 m

PRODUCTIVITY

Max. Platform Occupancy	3(in) / 2(out)	
Platform Capacity	805 lb	365 kg
Platform Capacity - Extension	310 lb	140 kg
Max allowable tilt (fore/aft and side-to-side)	3° / 2°	
Drive speed (stowed)	3.8 mph	6.1 km/h
Drive speed (raised)	0.31 mph	0.5 km/h
Drive Height	Full Height	
Gradeability - Stowed	35%	
Outside Turning Radius	13' 1.5"	4 m
Inside Turning Radius	6' 11"	2.1 m
Raise/Lower Time	39 / 46 s	
Brakes	Four-Wheel Brakes	
Drive Mode	4x2	
Standard Tires	RT Foam filled non-marking 26"x11"	
Tire Contact Pressure	84 psi	577 kPa
Occupied Floor Pressure	208 psf	9.95 kPa

POWER

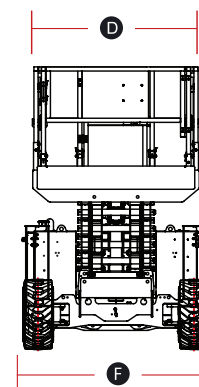
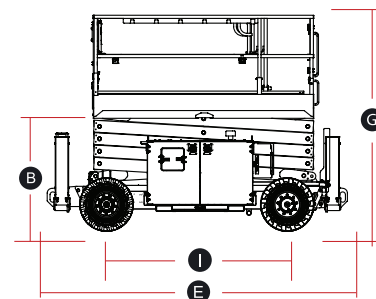
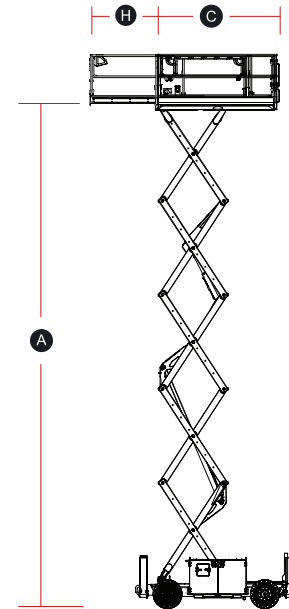
Power Source	48V (8 x 6V) 315Ah, FLA
--------------	-------------------------

HYDRAULIC SYSTEM

Hydraulic Oil Volume	18.5 gal	70 L
----------------------	----------	------

WEIGHT

Machine Weight (with outriggers)	11,245 lb	5,100 kg
----------------------------------	-----------	----------



ANSI A92.20, CSA B354.6

Please contact LGMG for more details. LGMG reserves the right to change technical data without prior notice.

All photos and pictures in this brochure are for promotional purposes only.

This brochure comes into effect in December, 2025.

LGMG North America Inc.

Address: 4105 Live Oak Drive, Suite 100, The Colony, Texas 75056 United States

Email: sales@lmgna.com Tel: +1 833 288 5464

www.lmgna.com

