

SR2669D

RT SCISSOR LIFT



SMOOTH, RESPONSIVE CONTROLS, powered by LGMG's proprietary software, deliver better handling and reduced bounce and lag.

LARGE WORK PLATFORM with an extension deck and a **4 person capacity** for increased productivity.

GREAT TRACTION and power from a **24.8hp Kubota® engine**, oscillating axle, and four wheel drive to move around jobsites in rough conditions.

SERVICE AND MAINTENANCE ARE SIMPLER with an onboard self-diagnosis system and easy access to all service items with a pullout engine tray.

HEAVIER GAUGE METAL AND PROTECTIVE SHEATHING on most exposed hydraulic hoses for a more robust machine comes **STANDARD**.



Available **with or without** self-leveling outriggers.

POWER

Kubota D1105
24.8hp/18.5kW

PLATFORM

- AC power to platform
- Descent alarm
- Emergency stop button
- Flashing beacons
- Horn
- Motion alarm
- Overload sensing system
- Proportional control
- Swing gate

CHASSIS

- Automatic braking system
- Auto-leveling outriggers
- Emergency descent
- Emergency stop button
- Foldable guardrail
- Hour meter
- Intelligent diagnostic system
- Manual brake release
- Oscillating axle
- Over-tilt protection system
- Pullout component tray
- RT foam-filled tires
- Safety chock for service
- Standard forklift pockets for transport
- Telematics ready

OPTIONS

- Cold weather package
- No outriggers
- QuickFit for oil changes
- RT foam-filled non-marking tires
- RT solid tires
- RT solid non-marking tires
- Telematics



LGMG NA provides an industry-leading 5-year/5,000 hour warranty on new boom lifts, scissor lifts, and vertical mast lifts, and a 3-year/3,000 hour warranty on new telehandlers with an option to purchase an extended warranty upon request.

Terms and conditions apply. Subject to LGMG's warranty policies then in effect. Please visit www.lgmgna.com/warranty for details.

SR2669D

RT SCISSOR LIFT



	Imperial	Metric
Work Height Max.	31'3"	9.7 m
A Platform Height-Raised	25'3"	7.7 m
B Platform Height - Stowed	4'8"	1.41 m
C Platform Length	9'2"	2.79 m
D Platform Width	5'3"	1.6 m
E Overall Length with Outriggers	12'4"	3.76 m
F Overall Width	5'10"	1.79 m
G Overall Height - Rails up	8'6"	2.58 m
Overall Height - Rails down	6'4"	1.92 m
H Extension Deck	5'	1.52 m
I Wheelbase	7'6"	2.29 m
Ground Clearance-Center	9"	0.23 m

PRODUCTIVITY

Max. Platform Occupancy	4(in) / 4(out)	
Platform Capacity	1,500 lb	680 kg
Platform Capacity - Extension	310 lb	140 kg
Max allowable tilt (fore/aft and side-to-side)	3° / 2°	
Drive speed (stowed)	3.4 mph	5.5 km/h
Drive speed (raised)	0.31 mph	0.5 km/h
Drive Height	Full Height	
Gradeability - Stowed	40%	
Outside Turning Radius	13' 1.5"	4 m
Inside Turning Radius	6' 11"	2.1 m
Raise/Lower Time	35 / 30 s	
Brakes	Four-Wheel Brakes	
Drive Mode	4x4	
Standard Tires	RT Foam-filled 26"x11"	
Tire Contact Pressure	78 psi	540 kPa
Occupied Floor Pressure	184 psf	8.83 kPa

POWER

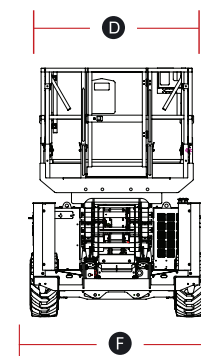
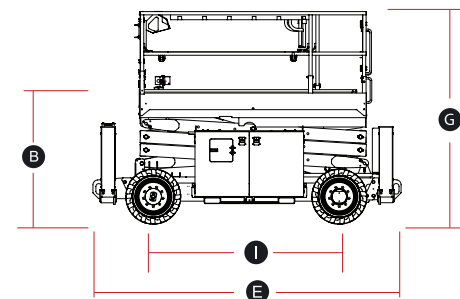
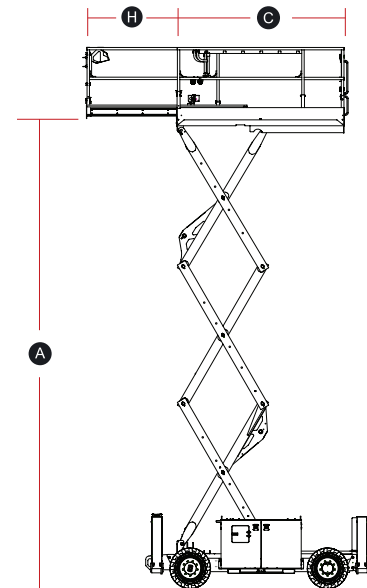
Power Source	Kubota D1105 18.5kW/24.8hp	
Fuel Tank Capacity	14 gal	53 L

HYDRAULIC SYSTEM

Hydraulic Oil Volume	13.2 gal	50 L
----------------------	----------	------

WEIGHT

Machine Weight (with outriggers)	9,193 lb	4,170 kg
----------------------------------	----------	----------



ANSI A92.20, CSA B354.6

Please contact LGMG for more details. LGMG reserves the right to change technical data without prior notice.

All photos and pictures in this brochure are for promotional purposes only.

This brochure comes into effect in December, 2025.

LGMG North America Inc.

Address: 4105 Live Oak Drive, Suite 100, The Colony, Texas 75056 United States

Email: sales@lmgna.com Tel: +1 833 288 5464

www.lmgna.com

