

S2632E

SLAB SCISSOR LIFT



SMOOTH, RESPONSIVE CONTROLS, powered by LGMG's proprietary software, deliver better handling and reduced bounce and lag.

LEAK CONTAINMENT SYSTEM comes **STANDARD**.

SEALED, BRUSHLESS AC DRIVE MOTORS last the machine's life, reducing maintenance needs and downtime.

HEAVY-GAUGE STEEL CONSTRUCTION offers a more robust machine compared to the lighter-gauge steel used by competitors.

A SIMPLE BRAKE RELEASE KEY SWITCH allows machines to be pushed onto a truck, even with dead batteries, without removing panels or accessing toggle switches.



POWER

Charging protection system
Standard FLA batteries

PLATFORM

AC power to platform
Descent alarm
Emergency stop button
Flashing beacons
Horn
Motion alarm
Overload sensing system
Proportional control
Swing gate

CHASSIS

AC drive motors
Automatic braking system
Emergency descent
Emergency stop button
Hour meter
Intelligent diagnostic system
Leak containment system
Manual brake release
Over-tilt protection system
Pothole protection
Safety chock for service
Solid non-marking tires
Standard forklift pockets for transport
Swing-out component tray
Telematics ready

OPTIONS

Perimeter lighting
Pipe rack
Telematics



LGMG NA provides an industry-leading 5-year/5,000 hour warranty on new boom lifts, scissor lifts, and vertical mast lifts, and a 3-year/3,000 hour warranty on new telehandlers with an option to purchase an extended warranty upon request.

Terms and conditions apply. Subject to LGMG's warranty policies then in effect. Please visit www.lgmгна.com/warranty for details.

S2632E

SLAB SCISSOR LIFT



	Imperial	Metric
Work Height Max.	31'7"/25'8" (in/out)	9.8/8 m (in/out)
A Platform Height-Raised	25'7"/19'8" (in/out)	7.8/6 m (in/out)
B Platform Length	89"	2.26 m
C Platform Width	31"	0.79 m
D Overall Length	8'	2.44 m
E Overall Width	2'9"	0.83 m
F Overall Height-Guardrails Up	7'6"	2.28 m
G Overall Height-Guardrails Down	6'3"	1.9 m
H Extension Deck	2'11"	0.9 m
I Wheelbase	6'1"	1.85 m
Ground Clearance (Stowed/Raised)	4"/1"	100/20 mm

PRODUCTIVITY

Max. Platform Occupancy	2 (in) / 1 (out)	
Platform Capacity	510 lb	230 kg
Platform Capacity - Extension	265 lb	120 kg
Drive Height	Full Height	
Gradeability - Stowed	25%	
Outside Turning Radius	7' 2"	2.19 m
Inside Turning Radius	1' 8"	0.5 m
Raise/Lower Speed	31s/40s	
Drive Speed Stowed/Raised	2.17/ 0.5 mph	3.5/ 0.8 km/h
Max Tilt Rating Fore-Aft/Side-to-Side	3° / 1.5°	
Solid Non-Marking Tire Size	15"x5"	380 x 130 mm
Tire Contact Pressure	180 psi	1240 kPa
Occupied Floor Pressure	238 psf	11.4 kPa

POWER

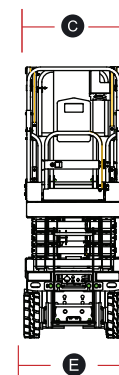
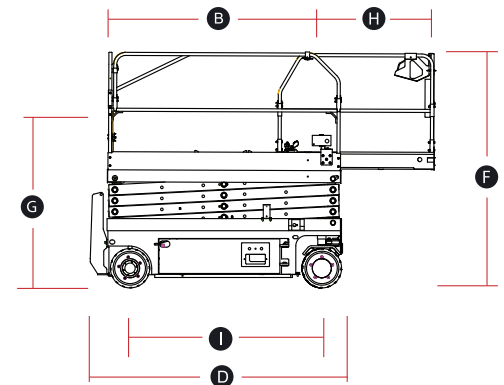
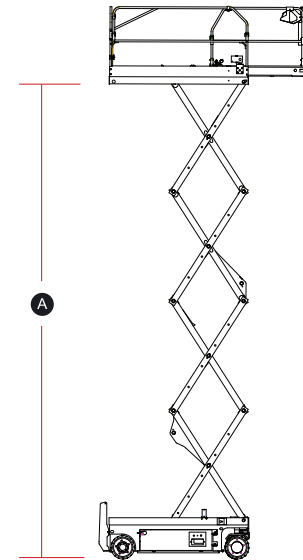
Power Source	24V (4x6V), 225Ah, FLA	
--------------	------------------------	--

HYDRAULIC SYSTEM

Hydraulic Oil Volume	3.4 gal	13 L
----------------------	---------	------

WEIGHT

Machine Weight	4,850 lb	2,200 kg
----------------	----------	----------



ANSI A92.20, CSA B354.6

Please contact LGMG for more details. LGMG reserves the right to change technical data without prior notice.

All photos and pictures in this brochure are for promotional purposes only.

This brochure comes into effect in December, 2025.

LGMG North America Inc.

Address: 4105 Live Oak Drive, Suite 100, The Colony, Texas 75056 United States

Email: sales@lmgna.com Tel: +1 833 288 5464

www.lmgna.com

